

GENERAL PURPOSE ENGINE

GX100U

PARTS CATALOGUE

1



GX100U

FOREWORD INDEX

1

ENGINE GROUP

2

PART NUMBER INDEX

3

PART NAME INDEX

4

Instruction for use of parts catalogue

- **This parts catalogue was prepared based on the latest information available as of June 20, 2005.**
- See the parts catalogue news for any revision that is made after June 20, 2005.
- **Always specify the part number when ordering a part.**
- Check the model, type, serial numbers, color, maker, and the size as needed before ordering a part.
- Note that the illustrations (part drawings) can differ from the actual parts in shape. They are given just to help you to refer to the parts.
- **When modifications or additions to this parts catalogue are made, a revised edition will be issued at an appropriate time, with successively progressing revision numbers on the cover. We recommend obtaining such revisions in order to keep your parts catalogue up-to-date at all times. To check whether a parts catalogue revision has been issued, please contact your Honda distributor.**

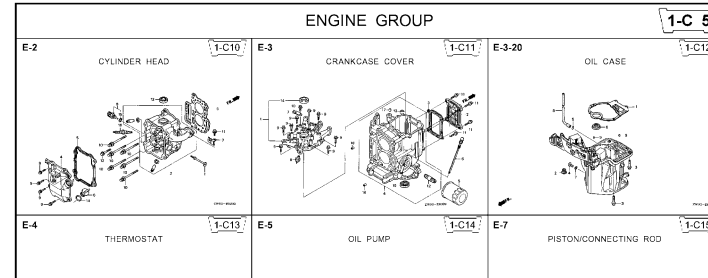
Initial version issue date **June 20, 2005**
Honda Motor Co., Ltd.

CONTENTS

	Page	Address No.	
● Instruction for use of parts catalogue	1	B 1	1
● How to refer to the part information	2	B 2	
● Part catalogue structure	3	B 3	
● When the parts were revised	4	B 4	
● Abbreviations used in the parts catalogue	4	B 4	
● How to check the part block and serial numbers	5	B 5	
● Models, parts catalogue codes and applicable serial numbers	6	B 6	
● Features of each type	8	B 8	
● Fuel hose, general purpose hoses and vinyl hose	9	B 9	
● FLAT RATE SERVICE TIME	10	B10	
● Illustrated index	15	B15	
● ENGINE GROUP	18	D 1	2
● PART NO. INDEX	51	G 1	3
● PART NAME INDEX	53	H 1	4

How to refer to the part information

A Reference with "Illustrated index"



B Reference with "Part number index"

PART NO. INDEX

Part Number	Address	Page	Rel.	Part Number	Address	Page
06000				15212-ZW9-000	1-C14	3C
06316-ZW9-000	1-69	88	1	15220-ZW9-003	1-C14	3C
11000				15332-ZW9-000	1-E8	55
11300-ZW9-405	1-C11	27	1	15332-ZW9-A30	1-E11	58
11300-ZW9-406	1-C11	27	1	15400-PFB-004	1-C11	27
11340-ZW9-000	1-C11	27	2	15422-ZW9-000	1-C14	3C
11342-ZW9-000	1-C11	27	3	15473-881-000	1-C14	3C
11381-ZW9-003	1-C12	28	1	15474-ZW9-000	1-C14	3C
				15611-921-000	1-C10	2E
				15655-ZW9-000	1-C11	27
12000				16000		
12000-ZW9-405ZA	1-C11	27	4	16010-ZV4-005	1-D4	3E
12155-ZV4-A00	1-C13	29	1	16011-ZV4-005	1-D4	3E
12166-ZW9-000	1-C10	26	1	16013-ZW9-003	1-D4	3E
12209-GB4-681	1-C16	32	1	16016-ZW9-003	1-D4	3E
12210-ZW9-405ZA	1-C10	26	2	16016-ZW9-721	1-D4	3E
12216-ZE2-300	1-E8	55	1	16023-ZW9-003	1-D4	3E
	1-E11	58	1	16024-ZV4-650	1-D4	3E
				16028-ZV4-650	1-D4	3E

C Reference with "Part name index"

PART NAME INDEX

Part name	Address	Page	Ref.
[A]			
ABSORBER , FUEL	1-E15	62	5
ARMATURE COMP.	1-D11	43	7
ARM COMP. , LINK JOINT	1-G6	85	18
ARM COMP. , SHIFT LINK	1-G6	85	14
ARM COMP. , TILT	1-F15	79	20
ARM , FUEL PUMP ROCKER	1-C16	32	4
ARM , REVERSE LOCK	1-F15	79	18
ARM , SHIFT LINK	1-F11	74	7
ARM , STOPPER	1-D1	33	12
ARM , THROTTLE REMOTE	1-F11	74	6
ARM , VALVE ROCKER	1-C16	32	3
[B]			
BAG , TOOL , 160MM	1-G5	84	10
BAND	1-G6	86	37
BAND B1 , WIRE	1-F6	69	1
BAND , CORD	1-F3	67	18
BAND , TUBE CLIP , 11MM	1-E15	63	20
BAND , TUBE CLIP , 12.5MM	1-E15	63	19

Address No. 1-C10

E-2 CYLINDER HEAD

Block No.

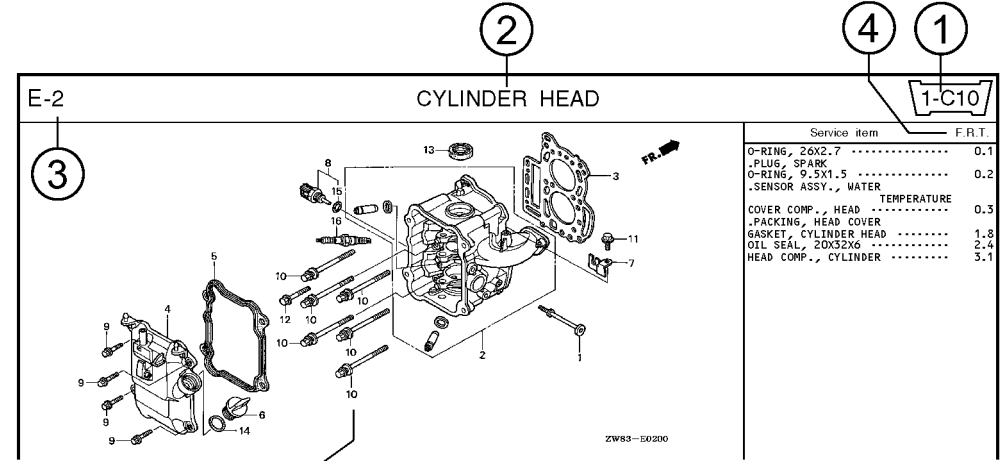
Ref No.

Ref. No.	Part No.	Description	Reqd. QTY						Serial No.	Parts catalogue code
			99D1	99D1	10D1	10D1	10B1	10B1		
1	12166-ZW9-000	STOPPER, ENGINE SIDE	2	2	2	2	2	2		
2	12210-ZW9-000ZA	HEAD COMP., CYLINDER	1	1	1	1	1	1		
3	12251-ZW9-003	GASKET, CYLINDER HEAD	1	1	1	1	1	1		
4	12310-ZW9-000	COVER COMP., HEAD	1	1	1	1	1	1		
5	12312-ZW9-000	PACKING, HEAD COVER	1	1	1	1	1	1		
6	15611-921-000	CAP, OIL (NO GAUGE)	1	1	1	1	1	1		
7	16617-ZW9-000	HOLDER, CABLE	1	1	1	1	1	1	SC,SG	
	16617-ZW9-010		1	1	1	1	1	1	1001800 LHC,LHD	
			1	1	1	1	1	1	1001801 LHC,LHD	
8	35673-ZW5-003	SENSOR ASSY., WATER	1	1	1	1	1	1		
9	90003-ZW9-000	BOLT, FLANGE, 6X22	4	4	4	4	4	4		
10	90007-ZW9-003	BOLT, FLANGE, 8X83	6	6	6	6	6	6		
11	90011-ZW9-000	BOLT, FLANGE, 6X14 (CT200)	1	1	1	1	1	1		
12	90020-ZW9-000	BOLT, FLANGE, 8X40	2	2	2	2	2	2		
13	91202-KJ9-003	OIL SEAL, 20X32X6	1	1	1	1	1	1		
14	91301-805-000	O-RING, 26X2.7	1	1	1	1	1	1		
15	91307-PK2-005	O-RING, 9.5X1.5 (HONDA KIKAKI)	1	1	1	1	1	1		
16	98059-55916	PLUG, SPARK (CR5EH-9)	2	2	2	2	2	2		
	98059-55926	PLUG, SPARK (U16FER9)	2	2	2	2	2	2		

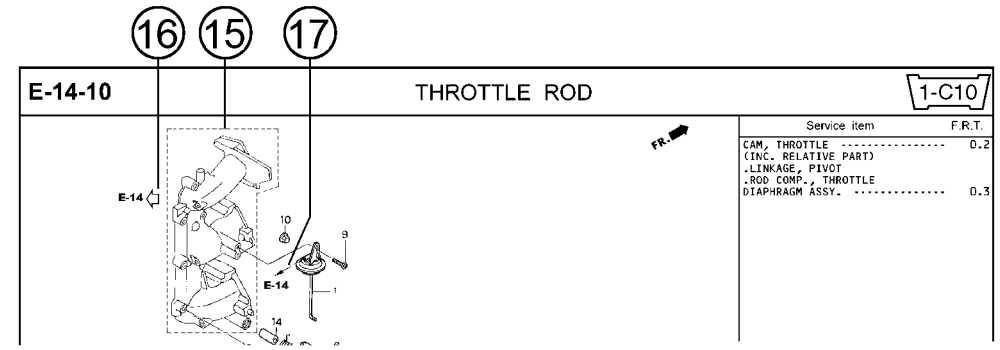
Page No.

2000.09.20 E

Part catalogue structure

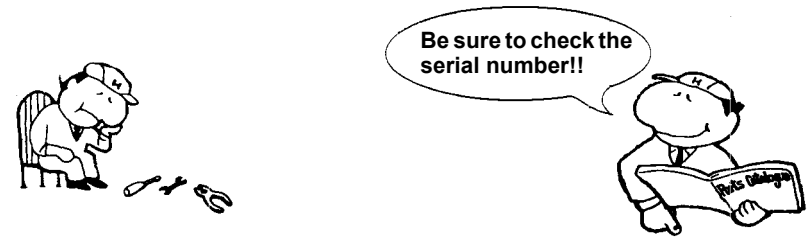


Ref. No.	Part No.	Description	Reqd. QTY						Serial No.	Parts catalogue code
			BF 9/901	BFP 9/901	BF 1001	BFP 1001	BF 1081	BFP 1081		
1	12166-zw9-000	STOPPER, ENGINE SIDE	2	2	2	2	2	2		
2	12210-zw9-000ZA	HEAD COMP., CYLINDER *SNHS* DARK GRAY	1	1	1	1	1	1		
3	12251-zw9-003	GASKET, CYLINDER HEAD	1	1	1	1	1	1		
4	12310-zw9-000	COVER COMP., HEAD	1	1	1	1	1	1		
5	12312-zw9-000	PACKING, HEAD COVER	1	1	1	1	1	1		
6	15611-921-000	CAP, OIL (NO GAUGE)	1	1	1	1	1	1		
7	16617-zw9-000	HOLDER, CABLE	1	1	1	1	1	1	SC,S6	
	16617-zw9-010		1	1	1	1	1	1	1001800 LHC,LHD	



- ① **Address number**
 - Address No. is provided (in place of the page No.) to help you refer to the part with the part No. or part name.
- ② **Block title** ③ **Block number**
- ④ **Service item/Flat rate time**
- ⑤ **Reference number**
 - Title number marked with the parenthesis or parentheses indicates that it continues from the previous page.
- ⑥ **Part number** ⑦ **Honda color code**
- ⑧ **Description**
- ⑨ **Assemblies**
 - Sections framed with broken lines in the exploded view drawings are available as complete assemblies. (Their individual parts can also be obtained.)
- ⑩ **Color description**
- ⑪ **Note**
 - Notes are shown with the parentheses in the part name column.
- ⑫ **Required quantity**
 - Required QTY shown in the parenthesis or parentheses indicates the optional part.
 - Required QTY marked with "N" Indicates the optional part that should be selected as needed.
 - Required QTY indicates the number of the part used in the block.
- ⑬ **Serial number**
- ⑭ **Type**
 - When the type column is blank, it indicates that the part is applicable to all types.
 - As the type of the actual unit may differ from the "parts catalogue, type" please refer to "Models, types and applicable serial numbers" for confirmation.
- ⑮ **[Dotted box]**
 - Parts enclosed within a dotted line [] are covered in a different block.
- ⑯ **[Hollow arrow]**
 - A hollow arrow [] indicates the block No. for the parts enclosed within a dotted line [] .
- ⑰ **[Solid arrow]**
 - A solid arrow [] indicates the block No. the part in question is connected to.

When the parts were revised



Ref. No.	Part No.	Description	Reqd. QTY						Serial No.
			BF 99D1	BFP 9.9D1	BF 10D1	BFP 10D1	BF 10B1	BFP 10B1	
1	12166-ZW9-000	STOPPER, ENGINE SIDE	2	2	2	2	2	2	
2	12210-ZW9-000ZA	HEAD COMP., CYLINDER *NH8*.....DARK GRAY	1	1	1	1	1	1	
3	12251-ZW9-003	GASKET, CYLINDER HEAD	1	1	1	1	1	1	
4	12310-ZW9-000	COVER COMP., HEAD	1	1	1	1	1	1	
5	12312-ZW9-000	PACKING, HEAD COVER	1	1	1	1	1	1	
6	15611-921-000	CAP, OIL (NO GAUGE)	1	1	1	1	1	1	
7	16617-ZW9-000	HOLDER, CABLE (###).....	1	1	1	1	1	1	SC, SG LHC, LHD LHC, LHD
	16617-ZW9-010	1	1	1	1	1	1	

The number has been used from the initial model without revision. When shown at the left side, it is applicable to the models of No.1001801 and the subsequent numbers. When shown at the right side, it is applicable to the models up to No.1001800.

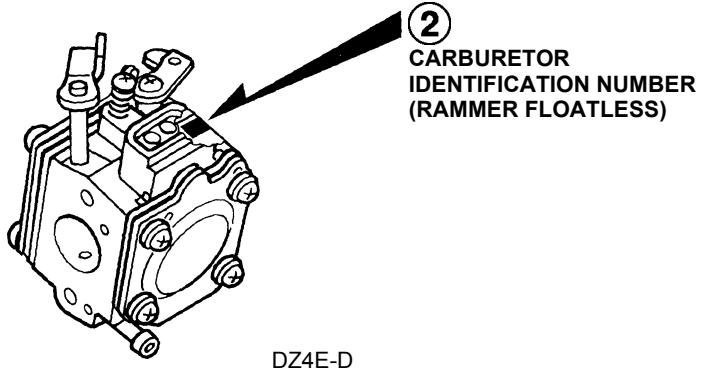
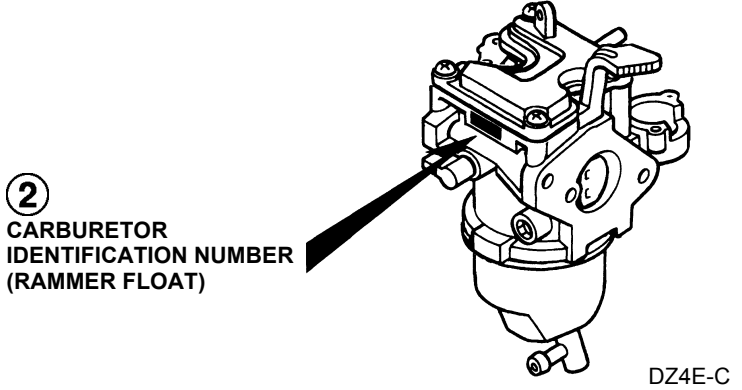
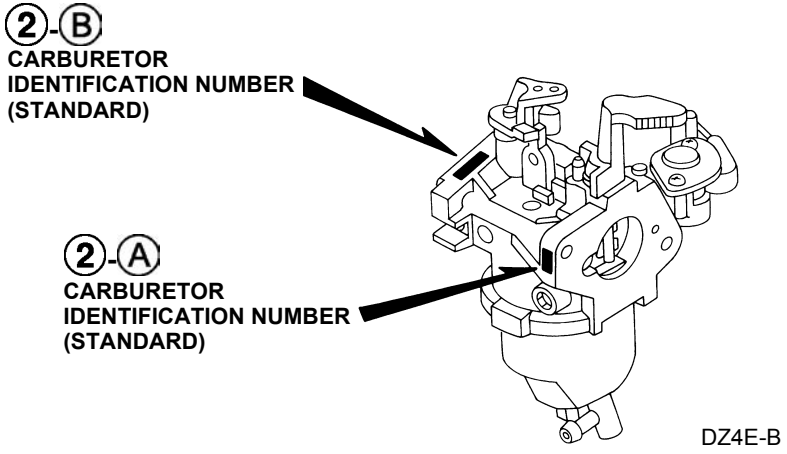
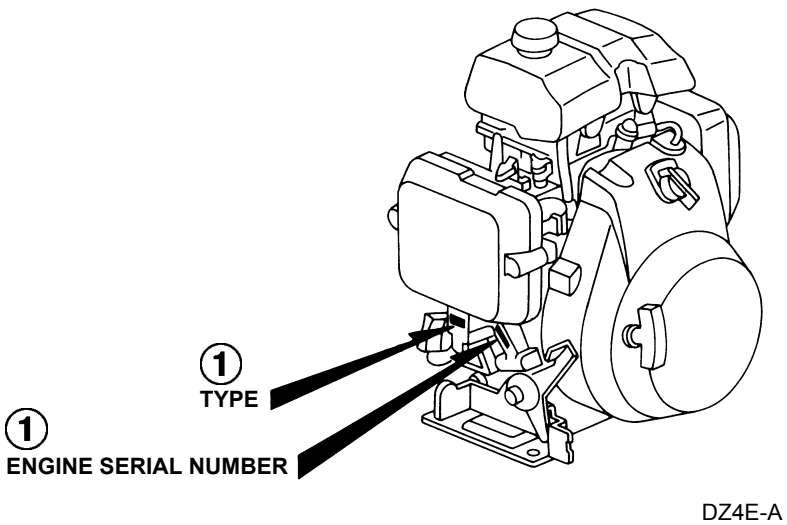
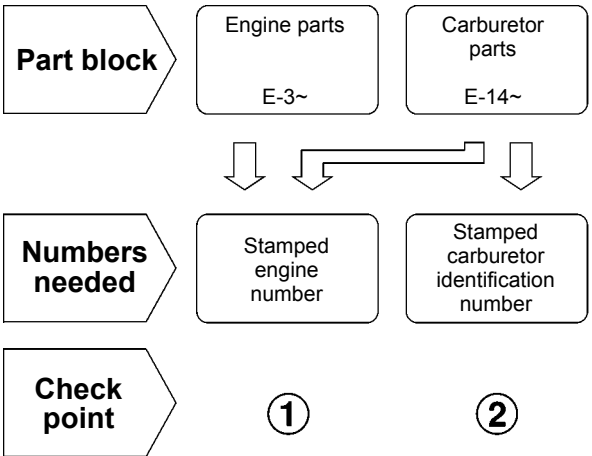
• The parts listed with "###" at the end of the parts name have limited supply period (parts not for sale).

Abbreviations used in the parts catalogue

• The following abbreviations are used in the parts name column.

- A Ampere
- A.C. Alternating current
- ASSY. Assembly
- AT. Automatic transmission
- C.D.I. Capacitive discharge ignition
- COMP. ... Complete
- D.C. Direct current
- EX. Exhaust
- G.F.C.I ... Ground fault circuit interruptor
- HEX. Hexagonal
- H.S.T. Hydrostatic transmission
- FR.Front
- IN.Inlet
- L (100L) .Link (100 Links)
- L.Left
- MMMillimeter
- MT.Manual Transmission
- P.T.O.Power take off
- R.Right
- RR.Rear
- STD.Standard
- T (22T) ...Tooth (22 Teeth)
- VVolt
- WWatt

How to check the part block and serial numbers



Models, parts catalogue codes and applicable serial numbers

- Models, parts catalogue codes and applicable serial Nos. given in this parts catalogue can be identified as follows.

Model	Type	Parts catalogue type	Applicable engine serial No.	Applicable carburetor identification No.
GX100U	BE14	BE14	GCAGK-1000001~	BF32F B
	KRAM	KRAM		HDA 206B
	KRA2	KRA2		BF33D B
	KRB	KRB		
	KRBD	KRBD		HDA 201C
	KRBM	KRBM		BF33D B
	KRB4	KRB4		HDA 201C
	KRE4	KRE4		HDA 206B
	KRF2	KRF2		HDA 201C
	KRG	KRG		HDA 206B
	KRM	KRM		HDA 201C
	KRMB	KRMB		HDA 206B
	KRMG	KRMG		BF33D B
	KRS	KRS		
	KRS2	KRS2		HDA 201C
	KRW	KRW		BF33D B
	KRW2	KRW2		HDA 201C
KR4	KR4			

Model	Type	Parts catalogue type	Applicable engine serial No.	Applicable carburetor identification No.
GX100U	QAD	QAD	GCAGK-1000001~	BF32F B
	QA2	QA2		
	QA26	QA26		
	QBE	QBE		
	QE	QE		
	QE14	QE14		
	QXU2	QXU2		
	SA2	SA2		
	SE	SE		
	SE14	SE14		
	SE3	SE3		
	VA2	VA2		
	VEA	VEA		
	VEG	VEG		
	VE3	VE3		
VE4	VE4	BF31F A		
VSW4	VSW4			

* Of carburetor identification numbers, only the portions underlined in the example below are used for registration.

STANDARD BF 32F B KC ナ

RAMMER FLOAT BF 33D B KC ナ

RAMMER FLOATLESS HDA 206B

Features of each type

- See the following table for the features of each type. (Items in brackets are optional)

1

Specifications		Model	GX100U																			
		Type	BE14	KRAM	KRA2	KRB	KRBD	KRBM	KRB4	KRE4	KRF2	KRG	KRM	KRMB	KRMG	KRS	KRS2	KRW	KRW2	KR4		
Crankshaft	15mm ø Straight																					
	15.8mm ø Straight																					
	17mm ø Straight	●																				
	M8 Tapered		●								●			●			●					
	M12 Stepped thread			●	●	●	●	●	●	●		●	●		●	●		●	●		●	●
Oil alert																						
Fuel tank		●																				

Specifications		Model	GX100U																
		Type	QAD	QA2	QA26	QBE	QE	QE14	QXU2	SA2	SE	SE14	SE3	VA2	VEA	VEG	VE3	VE4	VSW4
Crankshaft	15mm ø Straight								●	●	●	●							
	15.8mm ø Straight	●	●	●	●	●	●	●											
	17mm ø Straight																		
	M8 Tapered													●	●	●	●	●	●
	M12 Stepped thread																		
Oil alert								●					●				●		
Fuel tank		●	●	●	●	●	●	●	●	●	●	●	●	●	●	●	●	●	

Fuel hose, general purpose hoses and vinyl hose

- The standard part fuel hose, general purpose hose and vinyl hose may be substituted by the coiled bulk part.
- When ordering the standard part fuel hose, general purpose hose and vinyl hose use the bulk part number written in the parts catalog in brackets () underneath the part name.
- When exchanging the hose, cut and use at the specified length as mentioned in the part name.
(For the method of cutting the bulk part, and method of filling out orders etc., please refer to the instructions issued with the bulk part.)

Bulk part number of fuel hose, general purpose hose and vinyl hose.

Example: 9 5 0 0 1 - 7 5 0 0 1 - 5 0 M

Bulk part number:
Refers to the bulk part.

Marking code (fuel hose and general purpose hose)

Change code (Vinyl hose)

Indicates number mark or change sequence, however, the code for the bulk part must be strictly 0 (zero).

Types of code:

- | | | | | | |
|-------------|--|----------------|--|--------------|---|
| • Fuel hose | 2: Red outside braid
(3 mm inside dia. only) | • General hose | 1: Ash gray
2: Ash gray
3: Black
5: Black | • Vinyl hose | 1: Clear
2: Black
3: Light red
6: Light red
7: Pale black |
| | 5: Black inside braid | | | | |
| | 3: Red (3 mm inside dia. only) | | | | |
| | 4: Ash gray with red stripe
(3 mm inside dia. only) | | | | |
| | 6: Black | | | | |

Lengths:

- 001: 1 m (standard)
003: 3 m
008: 8 m } Application or specification of some parts is not settled.

I.D code: (fuel hose and general purpose hose)

- | | | | | |
|------------|--------------------|--------------------|-----------------------------|-----------------------------|
| 30: 3.0 mm | 50: 5.0 mm | 70: 7.0 mm | 11: 11 mm | 12: 12 (outside dia. 17) mm |
| 35: 3.5 mm | 55: 5.3 mm, 5.5 mm | 75: 7.3 mm, 7.5 mm | 91: 12 (outside dia. 15) mm | 14: 14 mm |
| 45: 4.5 mm | 65: 6.5 mm | 80: 8.0 mm | 92: 12 (outside dia. 16) mm | 17: 17 mm |

ID./OD. code: (vinyl hose)

- | | | | | |
|-------------------------|--------------------------|---------------------------|---------------------------|---------------------------|
| 01: ID. 2.9, OD. 6.8 mm | 12: ID. 5.0, OD. 7.0 mm | 21: ID. 8.0, OD. 9.0 mm | 37: ID. 11.0, OD. 15.0 mm | 50: ID. 16.0, OD. 19.0 mm |
| 03: ID. 3.0, OD. 6.0 mm | 10: ID. 5.0, OD. 8.0 mm | 23: ID. 8.0, OD. 12.0 mm | 38: ID. 12.0, OD. 13.0 mm | 55: ID. 17.5, OD. 20.5 mm |
| 05: ID. 3.5, OD. 6.5 mm | 11: ID. 5.0, OD. 9.0 mm | 25: ID. 9.0, OD. 11.0 mm | 39: ID. 12.0, OD. 14.0 mm | 60: ID. 22.0, OD. 27.0 mm |
| 07: ID. 4.0, OD. 7.0 mm | 14: ID. 6.0, OD. 9.0 mm | 27: ID. 9.0, OD. 13.0 mm | 40: ID. 12.0, OD. 16.0 mm | |
| 08: ID. 4.5, OD. 6.5 mm | 17: ID. 7.0, OD. 9.0 mm | 33: ID. 10.0, OD. 14.0 mm | 43: ID. 13.0, OD. 15.0 mm | |
| 09: ID. 4.5, OD. 8.0 mm | 19: ID. 7.0, OD. 11.0 mm | 36: ID. 11.0, OD. 13.0 mm | 45: ID. 14.0, OD. 18.0 mm | |

Hose type:

- 1: Fuel hose
3: Vinyl hose
5: General hose

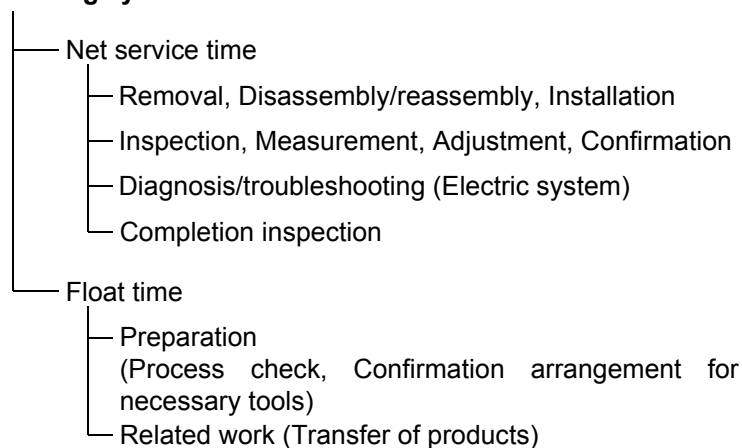
⊙ **CAUTION: It is DANGEROUS to confuse the fuel hose with the general purpose hose or vinyl hose.**

Never use a general purpose hose or vinyl hose in place of a fuel hose or vice versa. Always use the correct bulk part in the parts catalogue, according to the service manual or the instructions issued with the bulk part.

FLAT RATE SERVICE TIME

Flat rate service time (FRT) means the standard time required to service a product, which is listed in this manual to help the dealers control the actual working process and calculate the service charge by using it as a guide.

FRT setting system



* Float time is set by multiplying the net service time by a given coefficient.

Editorial style

The service items shown in the text are listed with the exchange work time for the repair sales parts as the subject. Other representative service items not using repair parts (removal/installation, adjustment, inspection/measuring, and other work) are listed collectively in the list in the preface, classified according to the work.

FRT setting standard

- Decimal system (in unit of 0.1) is adopted to set FRT as it is convenient to calculate the wage.
Example: (0.1) → 6 minutes, (0.2) → 12 minutes
[Labor cost per hour] x [FRT] = [Wage]
- FRT is set with a hand tool.
- Service items and FRT can be subject to change depending on development of tools and service equipment and improvement in service procedure.

Work procedure

- As the work procedure is set with the work time according to the method in the separate Service Manual, refer to this Manual as required.
- Work methods permitting servicing in the shortest time still permitting assurance of safe work and product warranty are used for the setting of service items not listed in the Service Manual.
- Work basically is to be performed by one person, and when two or more people are required, setting is done as the total time for the number of people.
- The set value for the technological level of the workers uses a person with three years of experience in the repair of Honda products as the standard.
- Special tools and service equipment used to set FRT are those specified or recommended in Service Manual.

Service item whose FRT is not presented

- Accessories and service parts that are not listed to use in this manual.
 - Locations with little aging deterioration or breakage during normal use.
 - Service work that can be finished by one touch.
 - Service work that is seldom done (i.e. extremely small causes of trouble and service frequency).
 - Products and parts whose location for installation differs according to its status of use and application.
- * When FRT is not presented, please calculate wages based on appropriate actual work time.

Operation not included of FRT

- Oil and coolant water draining, Waiting time for warming up operation and etc..
- Additional operation that involves removal/installation of standard exterior equipment.
- Indirect time spent for service by visiting the customer, trade-in, and delivery.
- Indirect time required for ordering and delivery of parts.
- Cost for grease, adhesive agent, etc. used for service work.

**Explanation of FRT by using an example
(The example may differ from the actual presented items)**

Ref. No.	L.O.N.	(Relative ref. Number) Description	F.R.T.
①	1111L1	(1, 3, 4, 7) VALVE, INTAKE4.1	②
③	1111L1A	• NOTE: OHV type • Includes: Engine removal and installation	⑦
		One head (intake all) add1.4	⑤

- ① Reference No. of the illustration of part that shows location of the replacement work.
- ② FRT is an abbreviation of Flat Rate Time indicating the standard service time required for the replacement.
- ③ LON is an abbreviation of Labor Operation Number, and it is a classification of the service items by the work unit code.

The same operation code is used regardless of the models.

Standard operation is indicated with 6 digits code, and additional operation is indicated with 7 digits code.

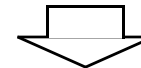
- ④ Indicating the intake valve replacement and FRT4.1.
- ⑤ Indicating FRT1.4 that will be added when additional operation (whole intake side of one cylinder head) is done in association with intake valve replacement.

- ⑥ Indicating work condition or application condition of the service item.
- ⑦ Indicating work contents that are included in the service item.
- ⑧ Indicating a reference No. whose operation and time are the same as FRT4.1 for the intake valve.

(The application range is limited to the service items without an LON setting within a same block.)

**How to refer to the service item by using the sample
(intake valve replacement)**

Open to the page of the block where the intake valve's spare part illustration is shown.



Look for the intake valve illustration, and refer to the service item and FRT that agree with the reference No.

Indication mark for the listing of service items that continues to the following page

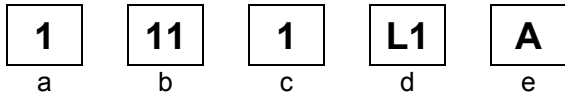
Ref. No.	L.O.N.	(Relative ref. Number) Description	F.R.T.
2	1111L1	VALVE, INTAKE	4.1
	.	.	.
	.	.	.

+
Mark indicated at the last line.

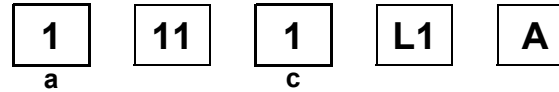
Indication of the block with no setting of FRT

Ref. No.	L.O.N.	(Relative ref. Number) Description	F.R.T.
NO INFORMATION			

• LON code system



- a) Category code..... Engine
- b) Location/function code Engine upper
- c) Operation code..... Replace
- d) Operation sequence number (Unit code can be shown with alphabet)
..... Intake valve
(No regular rule of code)
- e) Additional code One head (intake all)
(No regular rule of code)



a) Category codes and classification

Code	Category
1	Engine
2	Power drive
3	Fuel & Exhaust
4	Frame & Body
5	Steering
6	Electrical
7	Axle & Brake
8	Control system
9	-
0	Attachments

c) Operation codes and classification

Code	Operation category
1	Replace, Removal/Installation, Change
2	Overhaul
3	Adjust, Rotation
4	(Paint-related work: Top-coat)
5	Test, Inspect/diagnose, Measurement
6	(Overhaul-related work: Rebore)
7	(Overhaul-related work: Reseal)
8	(Resurface)
9	(Paint-related work: Refinish)
0	Repair, Cleaning, Air bleeding

Major service items without using spare parts

(1) Removal/Installation, (2) Adjustment, (3) Inspection/Measurement, (4) Overhaul, (5) Other work

E: Engine, T: Transmission, D: Drive system, B: Body and related parts

(2) Adjustment

	LON	DESCRIPTION	FRT
E	1113A1	VALVE CLEARANCE-ADJUSTMENT NOTE: For 1 product	0.3
	1163A0	CONTROL, THROTTLE/GOVERNOR-ADJUSTMENT	0.2
	3113A2	CARBURETOR IDLE-ADJUSTMENT	0.2

(3) Inspection, Measurement, Cleaning

	LON	DESCRIPTION	FRT
E	1105A0	ENGINE OIL-INSPECTION	0.1
	3120A0	AIR CLEANER-CLEANING INCLUDES: Air cleaner-inspection	0.2
	3130A0	SPARK ARRESTER-CLEANING	0.2
	6140A0	SPARK PLUG-ADJUSTMENT/CLEANING NOTE: For 1 product	0.1

(4) Overhaul

Work condition: The required Measurements, inspections, adjustments, and cleaning/washing of each part are performed, including the main body removal/installation work and the replacement of defective parts.

	LON	DESCRIPTION	FRT
E	3112A0	CARBURETOR-OVERHAUL INCLUDES: All necessary adjustment	0.6

(5) Other work

	LON	DESCRIPTION	FRT
E	1101E1	ENGINE OIL-CHANGE INCLUDES: Engine oil-inspection	0.1

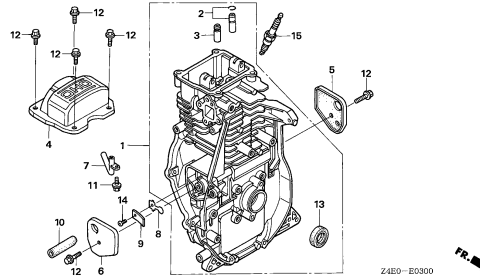
ENGINE GROUP

B15

E-3

CYLINDER BARREL

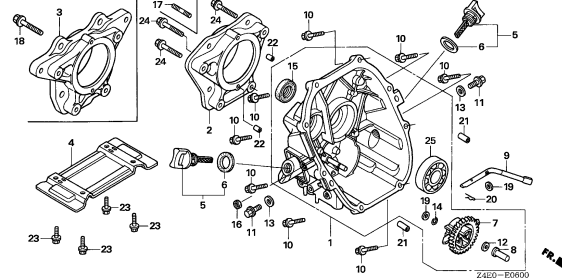
D 1



E-6

CRANKCASE COVER

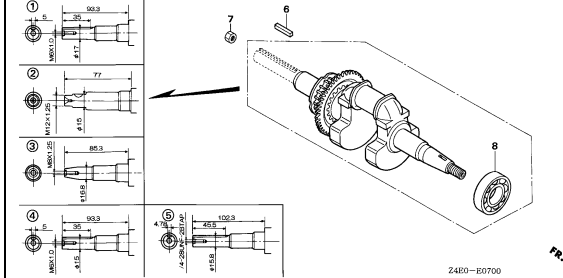
D 3



E-7

CRANKSHAFT

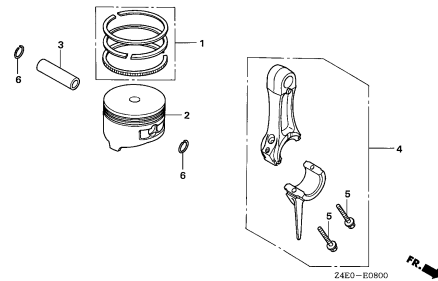
D 5



E-8

PISTON/CONNECTING ROD

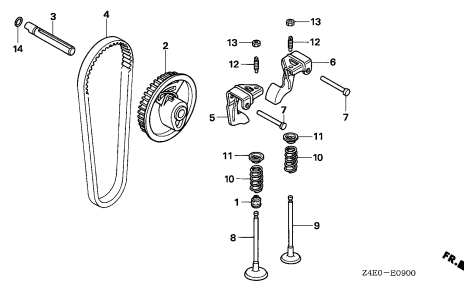
D 6



E-9

CAMSHAFT

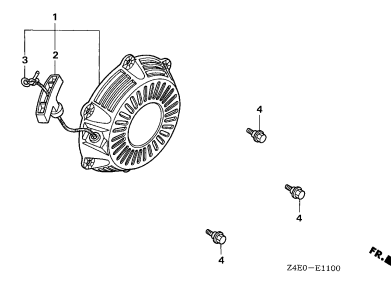
D 7



E-11

RECOIL STARTER(STANDARD)

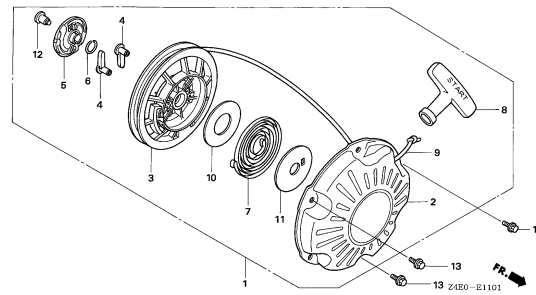
D 9



E-11-1

RECOIL STARTER(RAMMER)

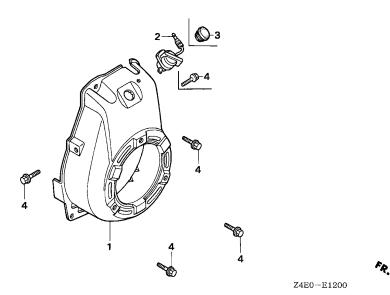
D10



E-12

FAN COVER

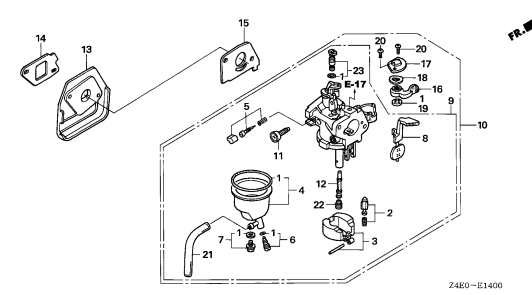
D12



E-14

CARBURETOR(STANDARD)

D13



2

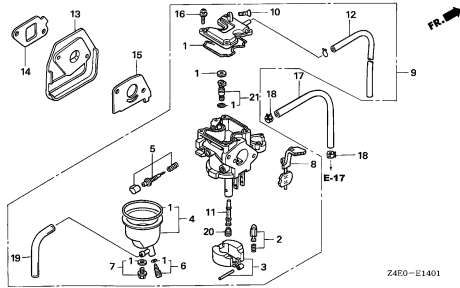
ENGINE GROUP

B16

E-14-1

CARBURETOR(RAMMER FLOAT)

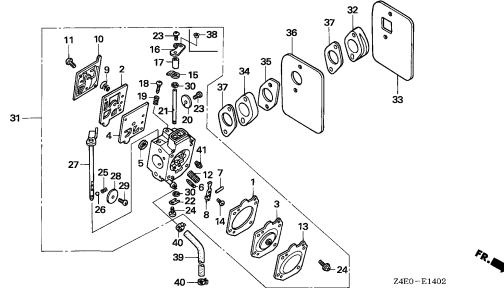
D15



E-14-2

CARBURETOR(RAMMER FLOATLESS)

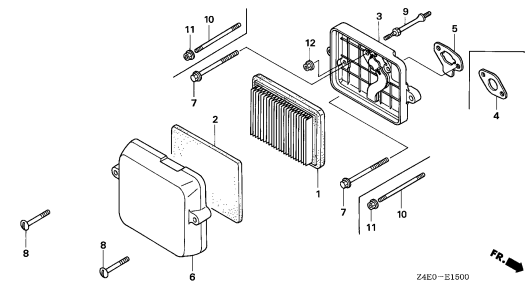
D16



E-15

AIR CLEANER

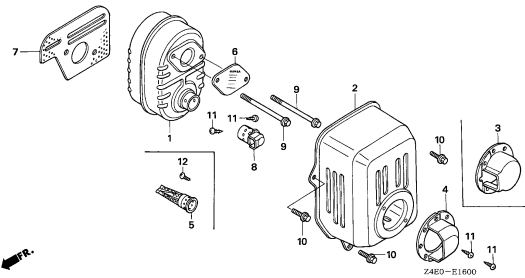
E 3



E-16

MUFFLER(STANDARD)

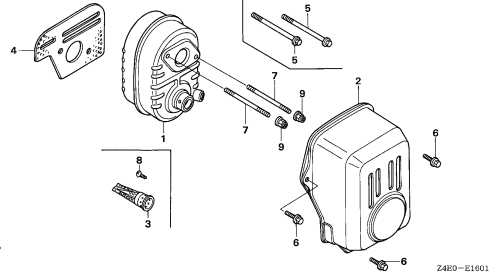
E 5



E-16-1

MUFFLER(RAMMER)

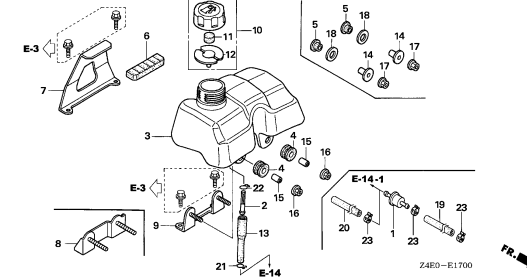
E 6



E-17

FUEL TANK

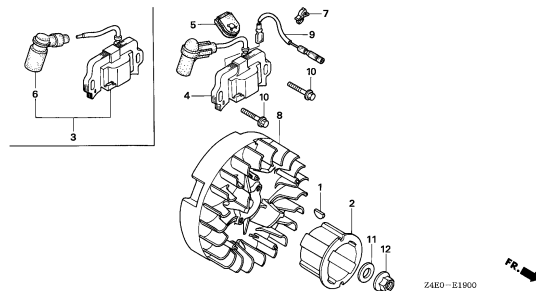
E 7



E-19

FLYWHEEL/IGNITION COIL

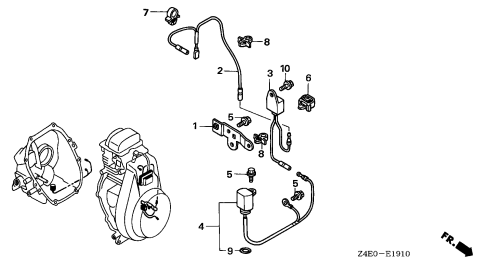
E 9



E-19-10

OIL ALERT/OIL LEVEL SWITCH

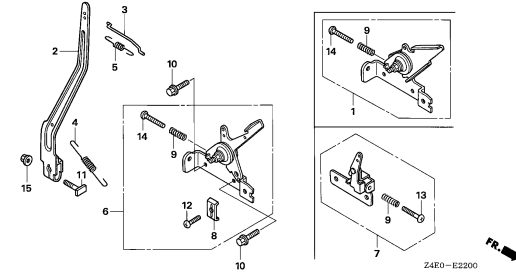
E10



E-22

CONTROL(STANDARD)

E11



2

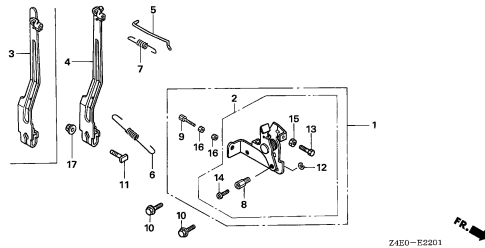
ENGINE GROUP

C 1

E-22-1

CONTROL(RAMMER REMOTE)(1)

E12

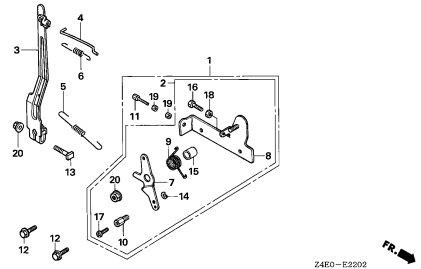


Z4E0-E2201

E-22-2

CONTROL(RAMMER REMOTE)(2)

E13

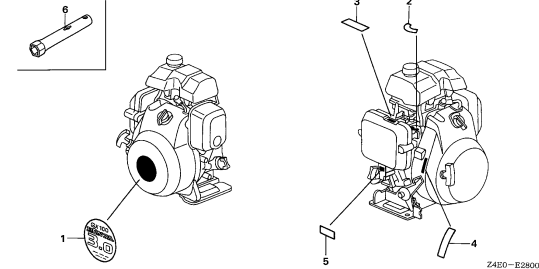


Z4E0-E2202

E-28

LABEL

E14

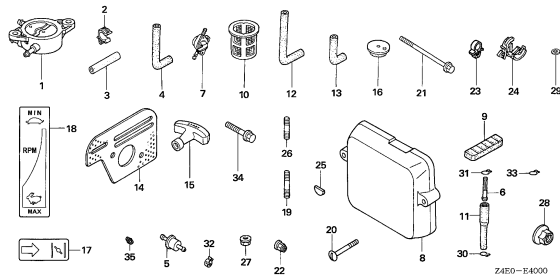


Z4E0-E2800

E-40

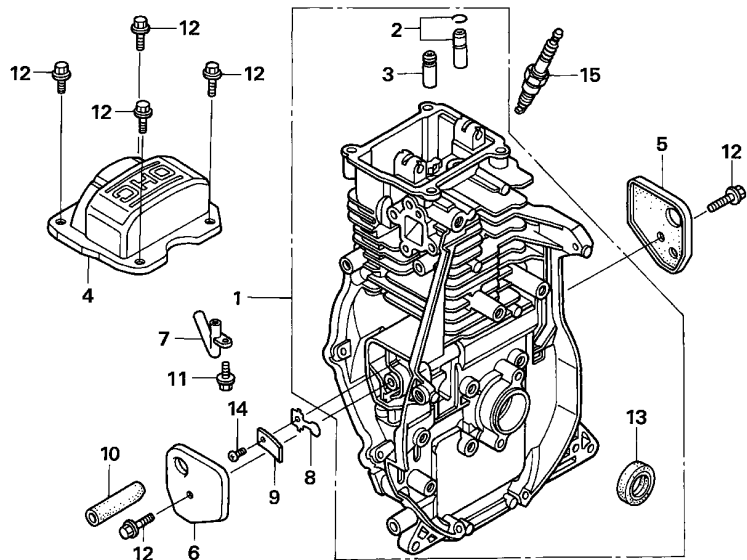
OTHER PARTS

E16



Z4E0-E4000

2

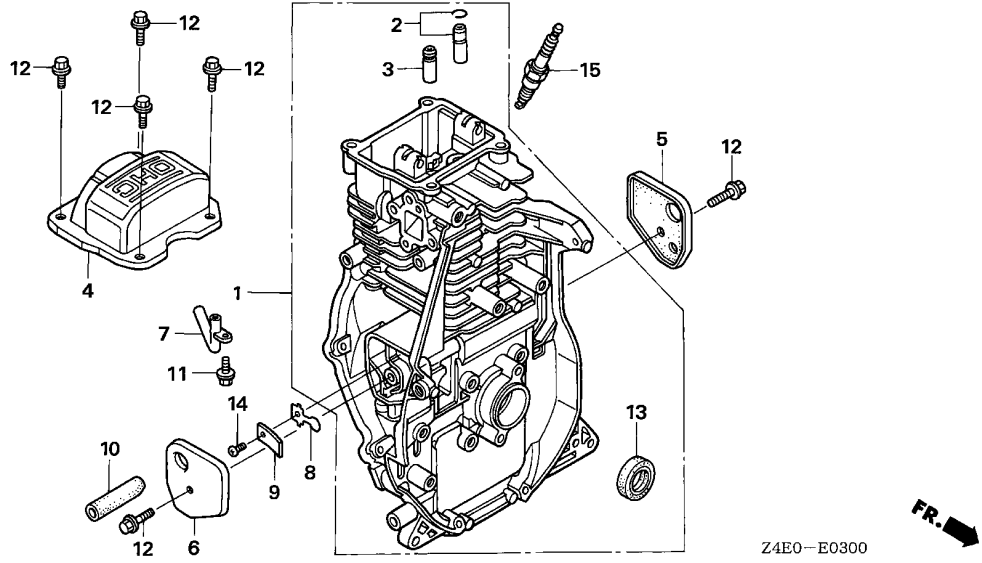


Z4E0-E0300

Ref. No.	L.O.N.	(Relative ref. Number) Description	F.R.T.
1	1101A0	BARREL, CYLINDER	1.8
4	1111D5	COVER, CYLINDER HEAD AND/OR PACKING, HEAD COVER	0.2
5	1111S4	COVER A, BREATHER AND/OR PACKING, BREATHER COVER	0.3
6	1111S5	COVER B, BREATHER AND/OR PACKING, BREATHER COVER	0.3
7	1111G1	PIPE, BREATHER	0.3
8	1171A8	VALVE, OIL OUTLET	0.3
10	1111K5	TUBE, BREATHER	0.3
13	1101E4	OIL SEAL, CRANKSHAFT :FRONT ..	1.3
15	6141C1	PLUG, SPARK	0.1

.INCLUDES: Spark plug check

Ref. No.	Part No.	Description	Reqd. QTY	Serial No.	Parts catalogue code
			GX 100 U		
1	12000-Z0D-V00	BARREL ASSY., CYLINDER	1	-----	KRAM,KRA2,KRB,KRBD,KRBM,KRB4,KRE4,KRF2,KRG,KRM,KRMB,KRMG,KRS,KRS2,KRW,KRW2,KR4
	12000-Z0D-405	1	-----	BE14,QAD,QA2,QA26,QBE,QE,QE14,QXU2,SA2,SE,SE14,SE3,VA2,VEA,VEG,VE3,VE4,VSW4
2	12201-Z0D-305	GUIDE ASSY., EX. VALVE (O.S.)	(1)	-----	
3	12204-Z0D-305	GUIDE, IN. VALVE (O.S.)	(1)	-----	
4	12311-Z0D-000	COVER, HEAD	1	-----	
5	12355-Z0D-000	COVER COMP. A, BREATHER	1	-----	
6	12365-Z0D-U00	COVER COMP. B, BREATHER	1	-----	VSW4
	12365-Z0D-000	1	-----	KRAM,KRA2,KRB,KRBD,KRBM,KRB4,KRE4,KRF2,KRG,KRM,KRMB,KRMG,KRS,KRS2,KRW,KRW2,KR4,QAD,QA2,QA26,QBE,QE,QE14,QXU2,SA2,SE,SE14,SE3,VA2,VEA,VEG,VE3,VE4
7	15171-Z0D-V00	PIPE, BREATHER	1	-----	KRAM,KRA2,KRB,KRBD,KRBM,KRB4,KRE4,KRF2,KRG,KRM,KRMB,KRMG,KRS,KRS2,KRW,KRW2,KR4,VSW4
8	15571-ZM7-003	VALVE, OIL OUTLET	1	-----	BE14,KRA2,KRE4,KRF2,KRM,KRMB,KRS,KRS2,KRW,KRW2,KR4,QAD,QA2,QA26,QBE,QE,QE14,QXU2,SA2,SE,SE14,SE3,VA2,VEA,VEG,VE3,VE4,VSW4
	15571-Z0D-V71	1	-----	KRAM,KRB,KRBD,KRBM,KRB4,KRG,KRMG
9	15572-ZM7-000	PLATE, STOPPER	1	-----	
10	15721-Z0D-V00	TUBE, BREATHER	1	-----	KRBM,KRE4,KRF2,KRM,KRMB,KRMG,KRW,KR4
	15721-Z0D-V70	TUBE, BREATHER (BOMAG)	1	-----	KRAM,KRG
	15721-Z0D-000	TUBE, BREATHER	1	-----	BE14,KRA2,KRB,KRBD,KRB4,KRS,KRS2,KRW2,QAD,QA2,QA26,QBE,QE,QE14,QXU2,SA2,SE,SE14,SE3,VA2,VEA,VEG,VE3,VE4,VSW4
11	90008-ZM7-000	BOLT, 4X10	1	-----	KRAM,KRA2,KRB,KRBD,KRBM,KRB4,KRE4,KRF2,KRG,KRM,KRMB,KRMG,KRS,KRS2,KRW,KRW2,KR4,VSW4
12	90014-952-000	BOLT, FLANGE, 6X14(CT200) ...	6	-----	
13	91202-KJ9-003	OIL SEAL, 20X32X6	1	-----	
14	93500-03005-0A	SCREW, PAN, 3X5	1	-----	



Ref. No.	Part No.	Description	Reqd. QTY		Serial No.	Parts catalogue code
			GX	U		

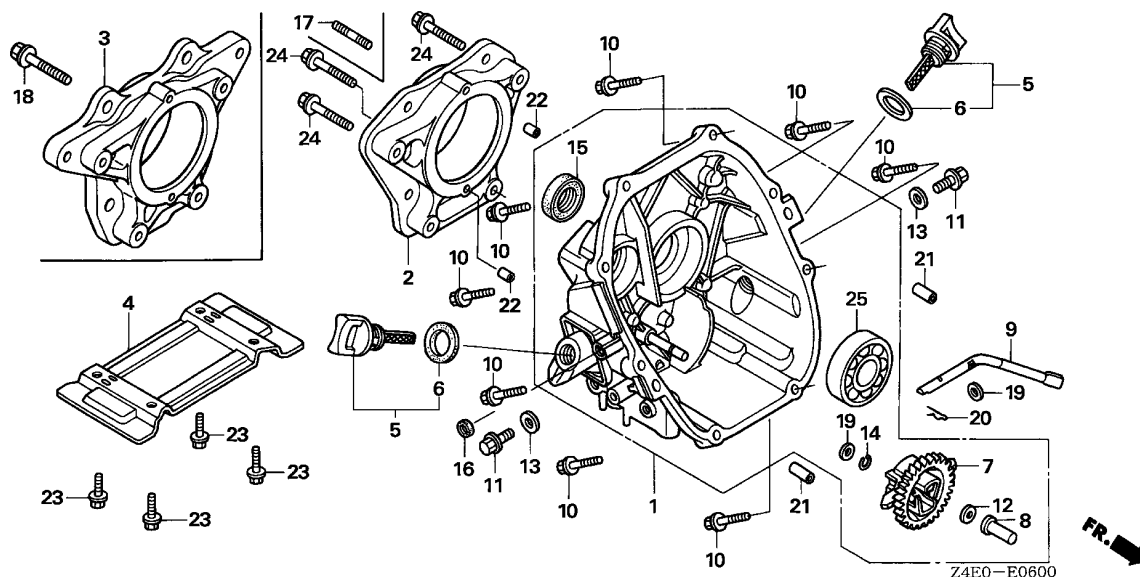
15	98056-55757	PLUG, SPARK (U16FSR-UB)	1			
	98056-55777	PLUG, SPARK (CR5HSB)	1			



E-6

CRANKCASE COVER

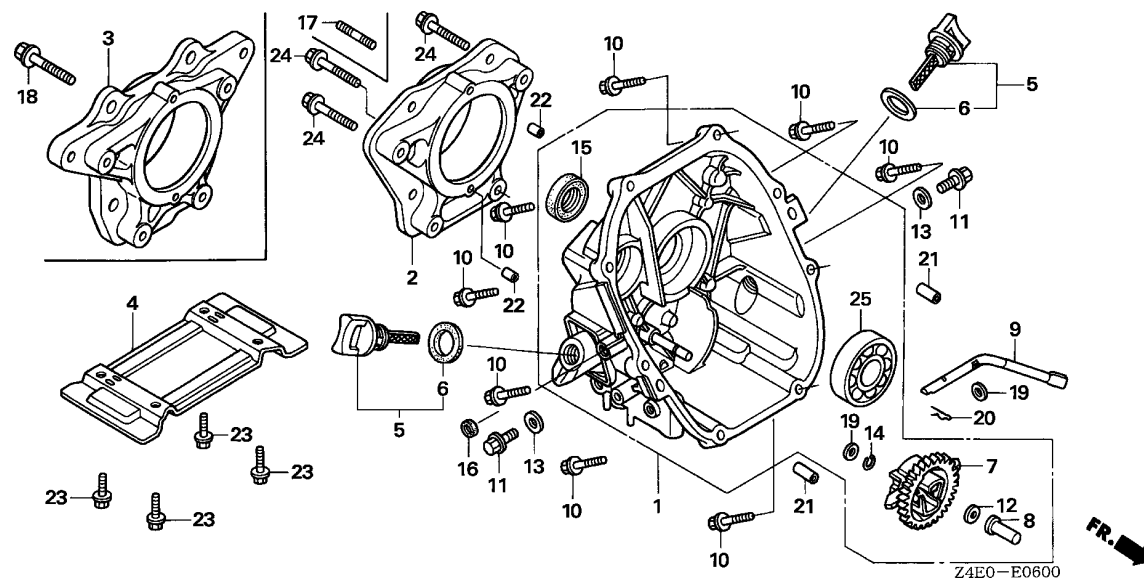
D 3



Ref. No.	L.O.N.	(Relative ref. Number) Description	F.R.T.
1	1101F1	COVER, CRANKCASE	0.8
2		(3)	
	2141R7	FLANGE, POWER TAKE OFF	0.2
4	4101A5	BED, ENGINE	0.1
6	1101C6	PACKING, OIL FILLER CAP	0.1
7	1161C4	GOVERNOR ASSEMBLY	0.9
8	1161B6	SLIDER, GOVERNOR	0.8
9	1161B4	SHAFT, GOVERNOR ARM	0.8
15	1101E5	OIL SEAL, CRANKSHAFT :REAR ...	0.9
16	1101C4	OIL SEAL, GOVERNOR ARM SHAFT -	0.8
25	1101A6	BEARING, CRANKSHAFT :REAR	1.0

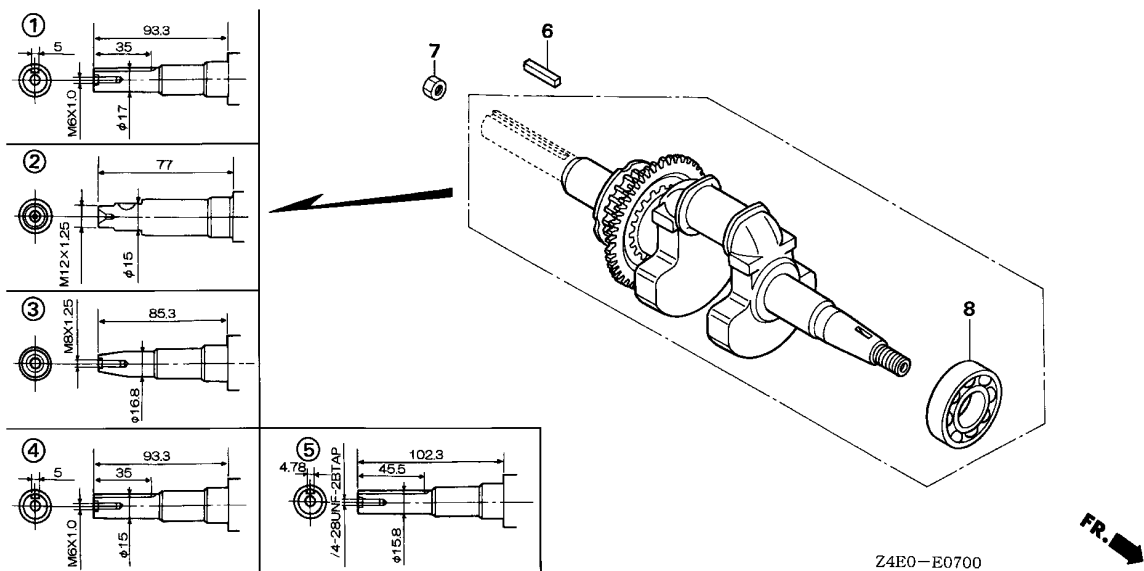
2

Ref. No.	Part No.	Description	Reqd. QTY	Serial No.	Parts catalogue code
1	11300-Z0D-Q00	COVER ASSY., CRANKCASE	1	-----	KRAM,KRG,KRMG
	11300-Z0D-Q10	1	-----	VSW4
	11300-Z0D-405	1	-----	BE14,SA2,SE,SE14,SE3,VEA,VEG,VE3
	11300-Z0D-406	1	-----	QAD,QA2,QA26,QBE,QE,QE14
	11300-Z0D-407	1	-----	QXU2,VA2,VE4
	11300-Z0D-409	1	-----	KRA2,KRB,KRBD,KRBM,KRB4,KRE4,KRF2,KRM,KRMB,KRS,KRS2,KRW,KRW2,KR4
2	11511-Z0D-V00	FLANGE, P.T.O.	1	-----	KRA2,KRF2,KRMB,KRS2,KRW2,KR4
3	11511-Z0D-V10	FLANGE, P.T.O.	1	-----	KRB,KRBD,KRBM,KRB4,KRE4,KRM,KRS,KRW
4	12351-Z0D-T00	BED, ENGINE	1	-----	BE14,QBE,QE14,SE14,SE3,VEA,VEG,VE3
	12351-Z0D-000	1	-----	QAD,QA2,QA26,QE,QXU2,SA2,SE,VA2,VE4
5	15600-ZM7-003	CAP ASSY., OIL FILLER	1	-----	KRAM,KRA2,KRB,KRBD,KRBM,KRB4,KRE4,KRF2,KRG,KRM,KRMB,KRMG,KRS,KRS2,KRW
			2	-----	KRW2,KR4,VSW4
			2	-----	BE14,QAD,QA2,QA26,QBE,QE,QE14,QXU2,SA2,SE,SE14,SE3,VA2,VEA,VEG,VE3,VE4
6	15625-ZE1-003	PACKING, OIL FILLER CAP	1	-----	KRAM,KRA2,KRB,KRBD,KRBM,KRB4,KRE4,KRF2,KRG,KRM,KRMB,KRMG,KRS,KRS2,KRW
			1	-----	KRW2,KR4,VSW4
7	16510-ZL8-000	GOVERNOR ASSY.	1	-----	BE14,QAD,QA2,QA26,QBE,QE,QE14,QXU2,SA2,SE,SE14,SE3,VA2,VEA,VEG,VE3,VE4
	16510-Z0D-U00	1	-----	BE14,KRAM,KRA2,KRB,KRBD,KRBM,KRB4,KRE4,KRF2,KRG,KRM,KRMB,KRMG,KRS,KRS2
			1	-----	KRW,KRW2,KR4,QAD,QA2,QA26,QBE,QE,QE14,QXU2,SA2,SE,SE14,SE3,VA2,VEA,VEG
			1	-----	VE3,VE4
			1	-----	VSW4
8	16531-ZE1-000	SLIDER, GOVERNOR	1	-----	
9	16541-Z0D-000	SHAFT, GOVERNOR ARM	1	-----	
10	90121-952-000	BOLT, FLANGE, 6X25(CT200) ...	8	-----	
11	90131-ZE1-000	BOLT, DRAIN PLUG	1	-----	KRAM,KRA2,KRB,KRBD,KRBM,KRB4,KRE4,KRF2,KRG,KRM,KRMB,KRMG,KRS,KRS2,KRW
			2	-----	KRW2,KR4
			2	-----	BE14,QAD,QA2,QA26,QBE,QE,QE14,QXU2,SA2,SE,SE14,SE3,VA2,VEA,VEG,VE3,VE4
				-----	VSW4



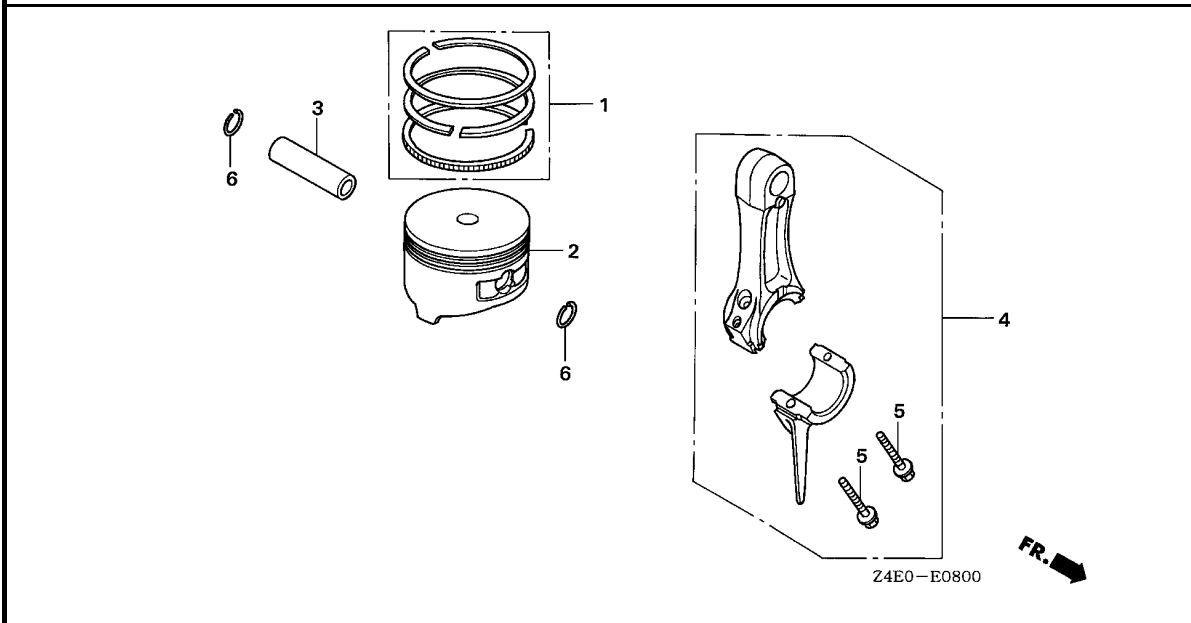
Ref. No.	Part No.	Description	Reqd. QTY		Serial No.	Parts catalogue code
			GX	U		
12	90451-ZE1-000	WASHER, THRUST, 6MM	1			
13	90601-ZE1-000	WASHER, DRAIN PLUG, 10.2MM ..	1			KRAM,KRA2,KRB,KRBD,KRBM,KRB4,KRE4,KRF2,KRG,KRM,KRMB,KRMG,KRS,KRS2,KRW KRW2,KR4
14	90602-ZE1-000	CLIP, GOVERNOR HOLDER	1			BE14,QAD,QA2,QA26,QBE,QE,QE14,QXU2,SA2,SE,SE14,SE3,VA2,VEA,VEG,VE3,VE4 VSW4
15	91202-KJ9-003	OIL SEAL, 20X32X6	1			
16	91231-891-003	OIL SEAL, 6X11X4	1			KRAM,KRA2,KRB,KRBD,KRBM,KRB4,KRE4,KRF2,KRG,KRM,KRMB,KRMG,KRS,KRS2,KRW KRW2,KR4
17	92900-08025-0E	BOLT, STUD, 8X25	4			KRAM,KRA2,KRF2,KRS2,KRW2
18	93402-10040-00	BOLT-WASHER, 10X40	2			KRB,KRBD,KRBM,KRB4
19	94101-06800	WASHER, PLAIN, 6MM	2			
20	94251-08000	PIN, LOCK, 8MM	1			
21	94301-08200	DOWEL PIN, 8X20	2			
22	94303-06100	DOWEL PIN, 6X10	2			KRA2,KRB,KRBD,KRBM,KRB4,KRE4,KRF2,KRM,KRMB,KRS,KRS2,KRW,KRW2,KR4
23	95701-08018-00	BOLT, FLANGE, 8X18	4			BE14,SA2,SE,SE14,SE3,VEA,VEG,VE3
	95701-08025-00	BOLT, FLANGE, 8X25	4			QAD,QA2,QA26,QBE,QE,QE14,QXU2,VA2,VE4
24	95701-08040-00	BOLT, FLANGE, 8X40	4			KRA2,KRF2,KRMB,KRS2,KRW2,KR4
	95701-08045-00	BOLT, FLANGE, 8X45	4			KRB,KRBD,KRBM,KRB4,KRE4,KRM,KRS,KRW
25	96100-62040-00	BEARING, RADIAL BALL, 6204 ..	1			





Ref. No.	L.O.N.	(Relative ref. Number) Description	F.R.T.
1		(2,3,4,5)	
1101F0		CRANKSHAFT	1.3
8	1101A4	BEARING, CRANKSHAFT :FRONT ...	1.4

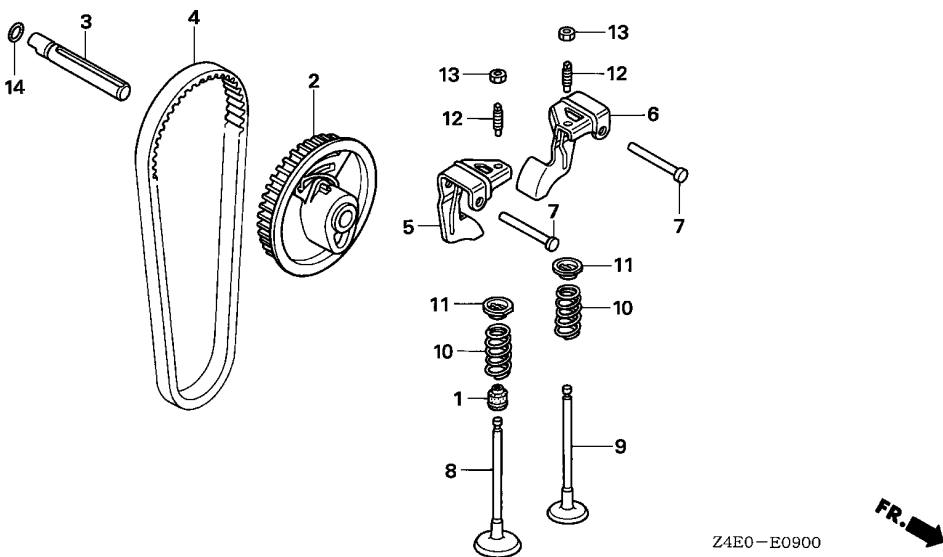
Ref. No.	Part No.	Description	Reqd. QTY	Serial No.	Parts catalogue code
			GX 100 U		
1	13310-Z0D-T10	CRANKSHAFT COMP.	1	-----	BE14
2	13310-Z0D-V00	CRANKSHAFT COMP.	1	-----	KRA2,KRB,KRBD,KRBM,KRB4,KRE4,KRF2,KRM,KRMB,KRS,KRS2,KRW2,KR4
3	13310-Z0D-V70	CRANKSHAFT COMP.	1	-----	KRAM,KRG,KRMG,KRW,VEG
	13310-Z0D-910	1	-----	VA2,VEA,VE3,VE4,VSW4
4	13310-Z0D-000	CRANKSHAFT COMP.	1	-----	SA2,SE,SE14,SE3
5	13310-Z0D-600	CRANKSHAFT COMP.	1	-----	QAD,QA2,QA26,QBE,QE,QE14,QXU2
6	90741-883-810	KEY, 5X5X33 (YELLOW)	1	-----	BE14,SA2,SE,SE14,SE3
	90745-ZE1-600	KEY, 4.78X4.78X38	1	-----	QAD,QA2,QA26,QBE,QE,QE14
7	94002-12000-0S	NUT, HEX., 12MM	1	-----	KRB,KRBD,KRBM,KRB4
8	91001-Z0D-V01	BEARING, RADIAL BALL, 6204C ..	1	-----	KRAM,KRA2,KRB,KRBD,KRBM,KRB4,KRE4,KRF2,KRG,KRM,KRMB,KRMG,KRS,KRS2,KRW
	96100-62040-00	BEARING, RADIAL BALL, 6204 ..	1	-----	KRW2,KR4,VEG BE14,QAD,QA2,QA26,QBE,QE,QE14,QXU2,SA2,SE,SE14,SE3,VA2,VEA,VE3,VE4,VSW4



Ref. No.	L.O.N.	(Relative ref. Number) Description	F.R.T.
2	1111R1	(1,3,4) PISTON AND/OR RING SET AND/OR BEARING AND/OR RODINCLUDES: Inspection/ Measurement/Cleaning	1.5

Ref. No.	Part No.	Description	Reqd. QTY	Serial No.	Parts catalogue code
			GX 100 U		
1	13010-Z0D-003	RING SET, PISTON	1		
2	13101-Z0D-000	PISTON	1		
3	13111-ZE0-000	PIN, PISTON	1		
4	13200-Z0D-000	ROD ASSY., CONNECTING	1		
	13200-Z0D-305	ROD ASSY., CONNECTING (UNDER SIZE) (1)			
5	90001-ZM7-000	BOLT, CONNECTING ROD	2		
6	90551-ZE0-000	CLIP, PISTON PIN, 13MM	2		



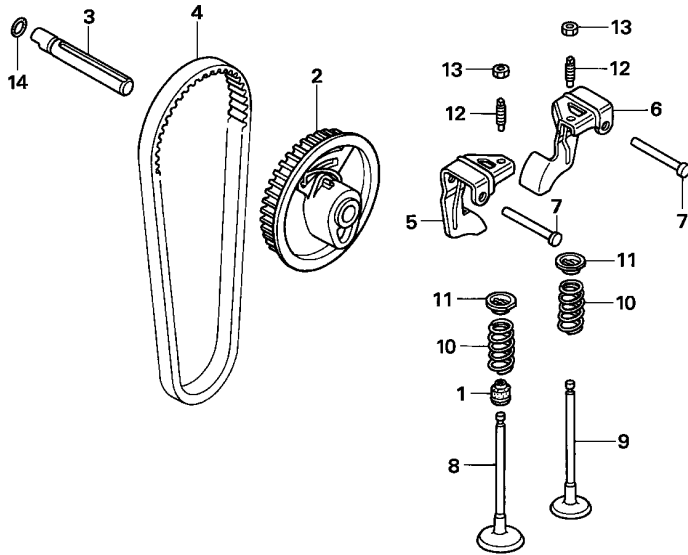


Z4E0-E0900



Ref. No.	L.O.N.	(Relative ref. Number) Description	F.R.T.
1	1111K2	SEAL, INTAKE VALVE STEMINCLUDES: Valve clearance adjustment	1.5
2	1111N5	PULLEY, CAMSHAFT	0.4
3	1111R8	SHAFT, CAM PULLEY	0.3
4	1111N6	BELT, TIMING	0.9
5	1111A2	ARM, ROCKER :INTAKEINCLUDES: Valve clearance adjustment	0.4
	1111A2A	.Replace exhaust rocker arm add	0.1
6	1111A1	ARM, ROCKER :EXHAUSTINCLUDES: Valve clearance adjustment	0.4
	1111A1A	.Replace intake rocker arm add	0.1
8	1111L1	VALVE, INTAKEINCLUDES: Valve clearance adjustment and reface	1.6
	1111L1E	.Replace intake and exhaust all add	0.1
9	1111L0	VALVE, EXHAUSTINCLUDES: Valve clearance adjustment and reface	1.6
	+		

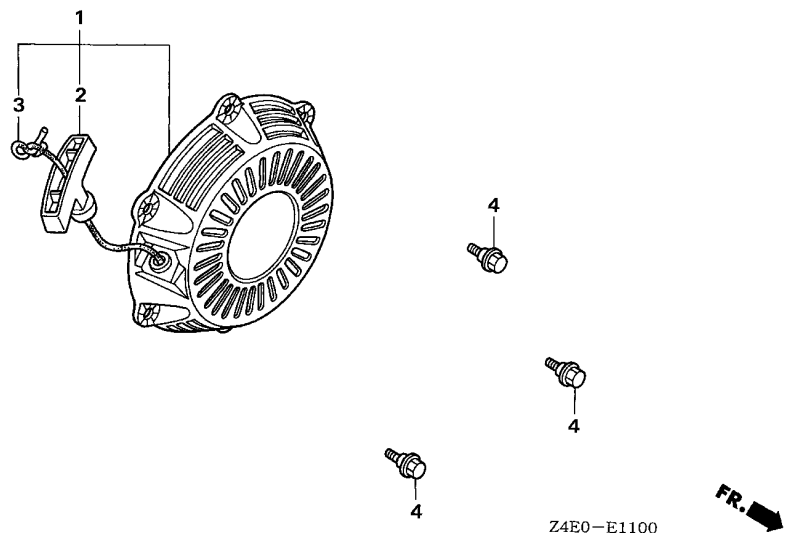
Ref. No.	Part No.	Description	Reqd. QTY	Serial No.	Parts catalogue code
			GX 100 U		
1	12209-KT7-013	SEAL, VALVE STEM	1		
2	14320-Z0D-010	PULLEY COMP., CAMSHAFT	1		
3	14324-Z0D-000	SHAFT, CAM PULLEY	1		
4	14400-Z0D-003	BELT, TIMING (61YU7 G-200) ..	1		
5	14431-Z0D-000	ARM, IN. VALVE ROCKER	1		
6	14441-Z0D-000	ARM, EX. VALVE ROCKER	1		
7	14461-ZL8-000	SHAFT, ROCKER ARM	2		
8	14711-Z0D-000	VALVE, IN.	1		
9	14721-Z0D-000	VALVE, EX.	1		
10	14751-Z0D-000	SPRING, VALVE	2		
11	14771-ZM3-010	RETAINER, VALVE SPRING	2		
12	90012-333-000	SCREW, TAPPET ADJUSTING	2		
13	90206-001-000	NUT, TAPPET ADJUSTING	2		
14	91301-ZM0-V31	O-RING, 6.8X1.9(ARAI)	1		



Z4E0-E0900



Ref. No.	L.O.N.	(Relative ref. Number) Description	F.R.T.
+ 9	1111L0E	.Replace intake and exhaust all add	0.1
10	1111P3	SPRING, VALVE :INTAKE	1.5
		.INCLUDES: Valve clearance adjustment	
	1111P3A	.Replace intake and exhaust all add	0.1
	1111P4	SPRING, VALVE :EXHAUST	1.5
		.INCLUDES: Valve clearance adjustment	
	1111P4A	.Replace intake and exhaust all add	0.1



Ref. No.	L.O.N.	(Relative ref. Number) Description	F.R.T.
1	1121B9	STARTER, RECOIL	0.1
2	1121A3	GRIP, RECOIL STARTER	0.1
3	1121B3	ROPE, RECOIL STARTER	0.3

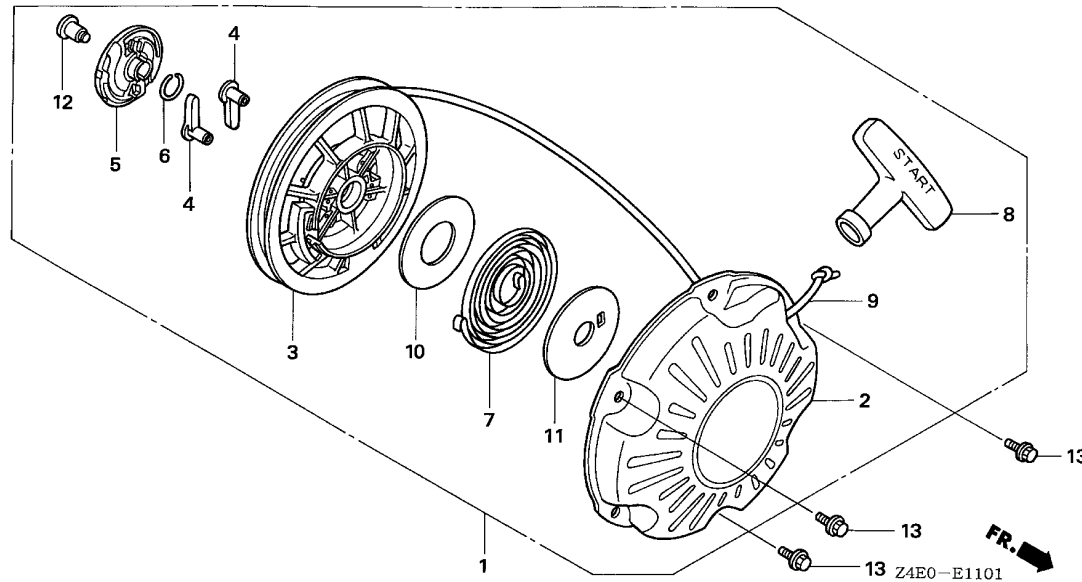
2

Ref. No.	Part No.	Description	Reqd. QTY	Serial No.	Parts catalogue code
1	28400-Z0D-U01ZA	STARTER ASSY., RECOIL			
		NH1.....BLACK	1	-----	VSW4
	28400-Z0D-003ZB	*NH1*.....BLACK	1	-----	QE14,SE14
	28400-Z0D-003ZC	*R280*.....POWER RED	1	-----	QAD,QA2,QA26,QBE,QE,QE14,QXU2,SA2,SE,SE14,VA2,VE4
2	28461-Z0D-003	GRIP, STARTER	1	-----	QAD,QA2,QA26,QBE,QE,QE14,QXU2,SA2,SE,SE14,VA2,VE4
3	28462-Z0D-003	ROPE, STARTER	1	-----	QAD,QA2,QA26,QBE,QE,QE14,QXU2,SA2,SE,SE14,VA2,VE4,VSW4
4	90002-Z0D-000	BOLT, FLANGE, 6MM	3	-----	QAD,QA2,QA26,QBE,QE,QE14,QXU2,SA2,SE,SE14,VA2,VE4,VSW4

E-11-1

RECOIL STARTER(RAMMER)

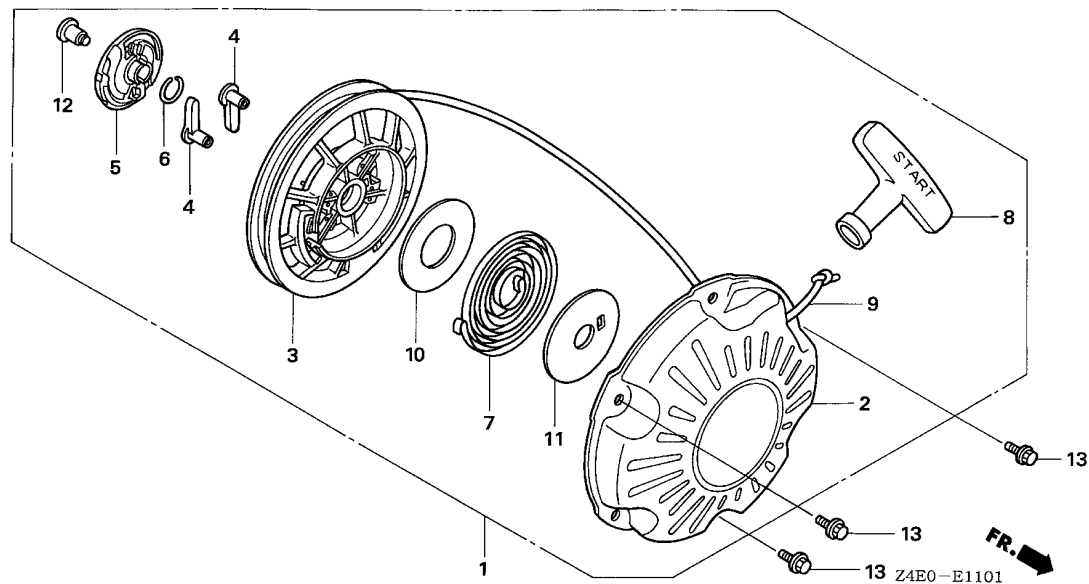
D10



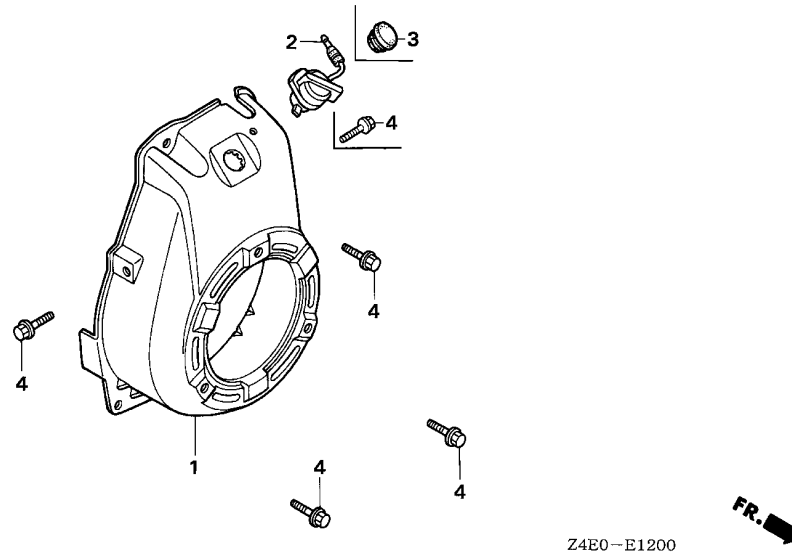
Ref. No.	L.O.N.	(Relative ref. Number) Description	F.R.T.
1	1121B9	STARTER, RECOIL	0.1
3	1121B1	REEL, RECOIL STARTER	0.3
4	1121B0	RATCHET, STARTER AND/OR SPRING, RATCHET	0.2
5	1121A4	GUIDE, RATCHET	0.2
7	1121B7	SPRING, RECOIL STARTER RETURN	0.3
9	1121D0	ROPE, RECOIL STARTER(A)	0.4

Ref. No.	Part No.	Description	Reqd. QTY	Serial No.	Parts catalogue code
			GX 100 U		
1	28400-Z0D-V02ZA	STARTER ASSY., RECOIL *NH1*.....BLACK	1	-----	BE14,KRAM,KRA2,KRB,KRBD,KRBM,KRB4,KRE4,KRF2,KRG,KRM,KRMG,KRW,KRW2,KR4,SE3 VEA,VEG,VE3
	28400-Z0D-V02ZC	*R280*.....POWER RED	1	-----	BE14,KRAM,KRA2,KRB,KRBD,KRBM,KRB4,KRE4,KRF2,KRG,KRM,KRMG,KRW,KRW2,KR4,SE3,VE3
	28400-Z0D-V02ZD	*NH105*...MAT BLACK (#15-#20)	1	-----	KRS2
2	28410-Z0D-V02ZA	CASE COMP., RECOIL STARTER *NH1*.....BLACK	1	-----	BE14,KRAM,KRA2,KRB,KRBD,KRBM,KRB4,KRE4,KRF2,KRG,KRM,KRMG,KRW,KRW2,KR4,SE3 VEA,VEG,VE3
	28410-Z0D-V02ZC	*R280*.....POWER RED	1	-----	BE14,KRAM,KRA2,KRB,KRBD,KRBM,KRB4,KRE4,KRF2,KRG,KRM,KRMG,KRW,KRW2,KR4,SE3,VE3
	28410-Z0D-V02ZD	*NH105*...MAT BLACK (#15-#20)	1	-----	KRS2
3	28421-Z0D-V02	REEL, RECOIL STARTER	1	-----	BE14,KRAM,KRA2,KRB,KRBD,KRBM,KRB4,KRE4,KRF2,KRG,KRM,KRMB,KRMG,KRS,KRS2 KRW,KRW2,KR4,SE3,VEA,VEG,VE3
4	28422-ZG0-W02	RATCHET, STARTER	2	-----	BE14,KRAM,KRA2,KRB,KRBD,KRBM,KRB4,KRE4,KRF2,KRG,KRM,KRMB,KRMG,KRS,KRS2 KRW,KRW2,KR4,SE3,VEA,VEG,VE3
5	28433-ZG0-W02	GUIDE, RATCHET	1	-----	BE14,KRAM,KRA2,KRB,KRBD,KRBM,KRB4,KRE4,KRF2,KRG,KRM,KRMB,KRMG,KRS,KRS2 KRW,KRW2,KR4,SE3,VEA,VEG,VE3
6	28441-ZW6-003	SPRING, FRICTION	1	-----	BE14,KRAM,KRA2,KRB,KRBD,KRBM,KRB4,KRE4,KRF2,KRG,KRM,KRMB,KRMG,KRS,KRS2 KRW,KRW2,KR4,SE3,VEA,VEG,VE3
7	28442-ZH8-003	SPRING, RECOIL STARTER	1	-----	BE14,KRAM,KRA2,KRB,KRBD,KRBM,KRB4,KRE4,KRF2,KRG,KRM,KRMB,KRMG,KRS,KRS2 KRW,KRW2,KR4,SE3,VEA,VEG,VE3
8	28461-ZH8-003	GRIP, STARTER	1	-----	BE14,KRAM,KRA2,KRB,KRBD,KRBM,KRB4,KRE4,KRF2,KRG,KRM,KRMB,KRMG,KRS,KRS2 KRW,KRW2,KR4,SE3,VEA,VEG,VE3
9	28462-Z0D-V02	ROPE, RECOIL STARTER	1	-----	BE14,KRAM,KRA2,KRB,KRBD,KRBM,KRB4,KRE4,KRF2,KRG,KRM,KRMB,KRMG,KRS,KRS2 KRW,KRW2,KR4,SE3,VEA,VEG,VE3
10	28467-Z0D-V02	PLATE, SIDE	1	-----	BE14,KRAM,KRA2,KRB,KRBD,KRBM,KRB4,KRE4,KRF2,KRG,KRM,KRMB,KRMG,KRS,KRS2 KRW,KRW2,KR4,SE3,VEA,VEG,VE3

2



Ref. No.	Part No.	Description	Reqd. QTY		Serial No.	Parts catalogue code
			GX	U		
11	28468-Z0D-V02	PLATE, SLIDE	1			BE14,KRAM,KRA2,KRB,KRBD,KRBM,KRB4,KRE4,KRF2,KRG,KRM,KRMB,KRMG,KRS,KRS2 KRW,KRW2,KR4,SE3,VEA,VEG,VE3
12	90003-ZH8-003	SCREW, SETTING	1			BE14,KRAM,KRA2,KRB,KRBD,KRBM,KRB4,KRE4,KRF2,KRG,KRM,KRMB,KRMG,KRS,KRS2 KRW,KRW2,KR4,SE3,VEA,VEG,VE3
13	95701-06008-00	BOLT, FLANGE, 6X8	3			BE14,KRAM,KRA2,KRB,KRBD,KRBM,KRB4,KRE4,KRF2,KRG,KRM,KRMB,KRMG,KRS,KRS2 KRW,KRW2,KR4,SE3,VEA,VEG,VE3



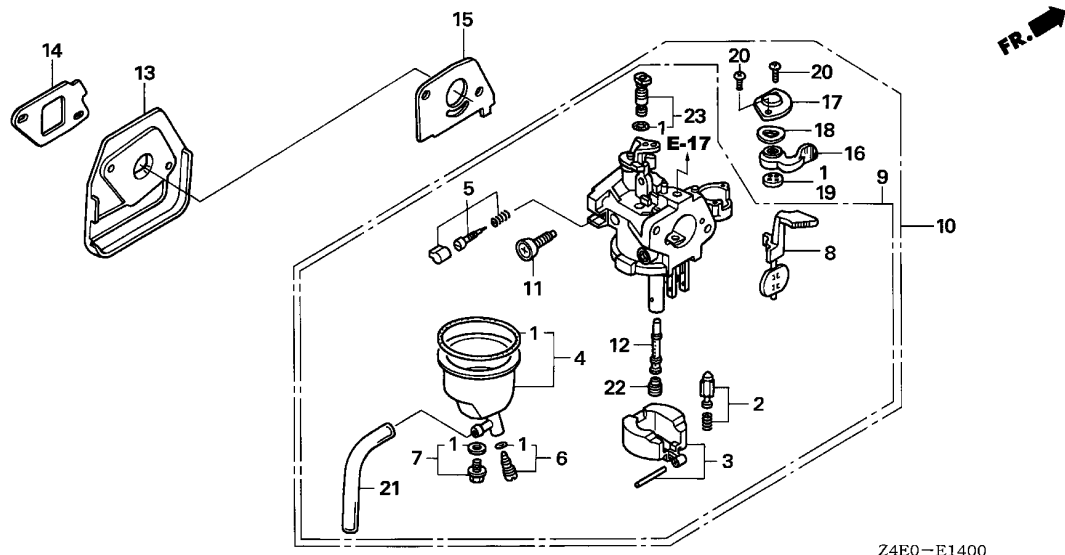
Ref. No.	L.O.N. (Relative ref. Number)	Description	F.R.T.
1	1141G8	COVER, ENGINE COOLING FAN	0.2
2	6151D9	SWITCH, ENGINE STOP	0.2

Ref. No.	Part No.	Description	Reqd. QTY	Serial No.	Parts catalogue code
			GX 100 U		
1	19610-Z0D-T00ZA	COVER COMP., FAN	1	-----	BE14,SE3,VEA,VEG,VE3
	NH1BLACK	1	-----	BE14,SE3,VE3
	19610-Z0D-T00ZB	*R280*.....POWER RED	1	-----	KRAM,KRA2,KRB,KRBD,KRBM,KRB4,KRE4,KRF2,CRG,KRM,KRMG,KRW,KRW2,KR4
	19610-Z0D-V00ZC	*R280*.....POWER RED	1	-----	KRAM,KRA2,KRB,KRB4,KRE4,CRG,KRM,KRMB,KRS,KRS2,KRW,KR4
	19610-Z0D-V00ZD	*NH105*...MAT BLACK (#15-#20)	1	-----	KRS2
	19610-Z0D-000ZB	*NH1*.....BLACK	1	-----	QE14,SE14
	19610-Z0D-000ZC	*R280*.....POWER RED	1	-----	QAD,QA2,QA26,QBE,QE,QE14,SA2,SE,SE14
	19610-Z0D-800ZB	*NH1*.....BLACK	1	-----	VSW4
	19610-Z0D-800ZC	*R280*.....POWER RED	1	-----	QXU2,VA2,VE4
2	35120-Z0D-V81	SWITCH ASSY., ENGINE STOP ...	1	-----	BE14,KRAM,KRA2,KRB,KRBD,KRBM,KRB4,KRE4,KRF2,KRM,KRMB,KRS,KRW,KRW2,KR4,QAD QA2,QA26,QBE,QE,QE14,QXU2,SA2,SE,SE14,SE3,VA2,VEA,VEG,VE3,VE4
3	81329-567-020	GROMMET, DRAIN HOLE	1	-----	KRG,KRMG,KRS2,VSW4
4	90014-952-000	BOLT, FLANGE, 6X14(CT200) ...	4	-----	BE14,KRAM,KRA2,KRB,KRBD,KRBM,KRB4,KRE4,KRF2,CRG,KRM,KRMB,KRMG,KRS,KRS2 KRW,KRW2,KR4,QAD,QA2,QA26,QBE,QE,QE14,QXU2,SA2,SE,SE14,SE3,VA2,VEA,VEG VE3,VE4
			5	-----	VSW4



E-14

CARBURETOR(STANDARD)

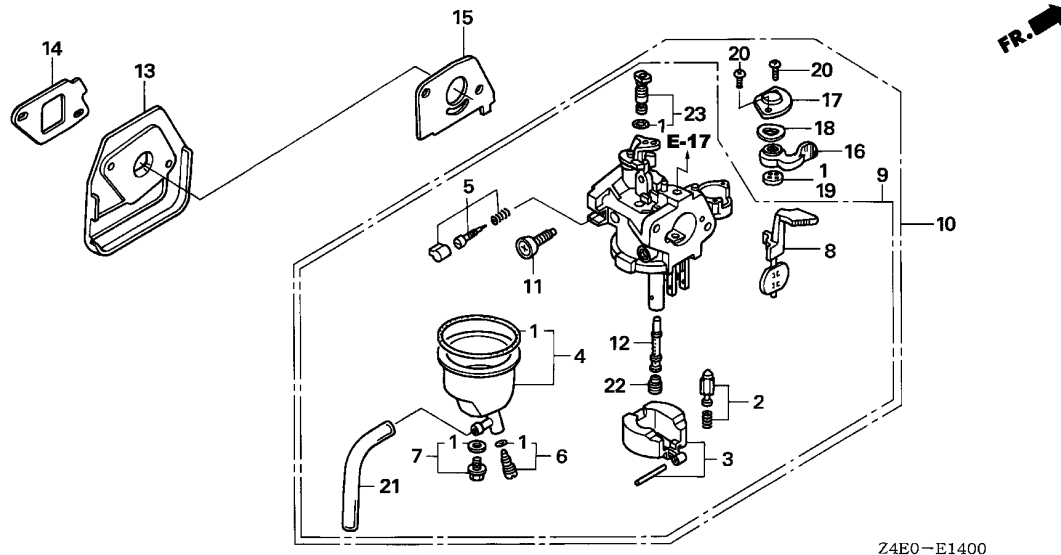


Z4E0-E1400

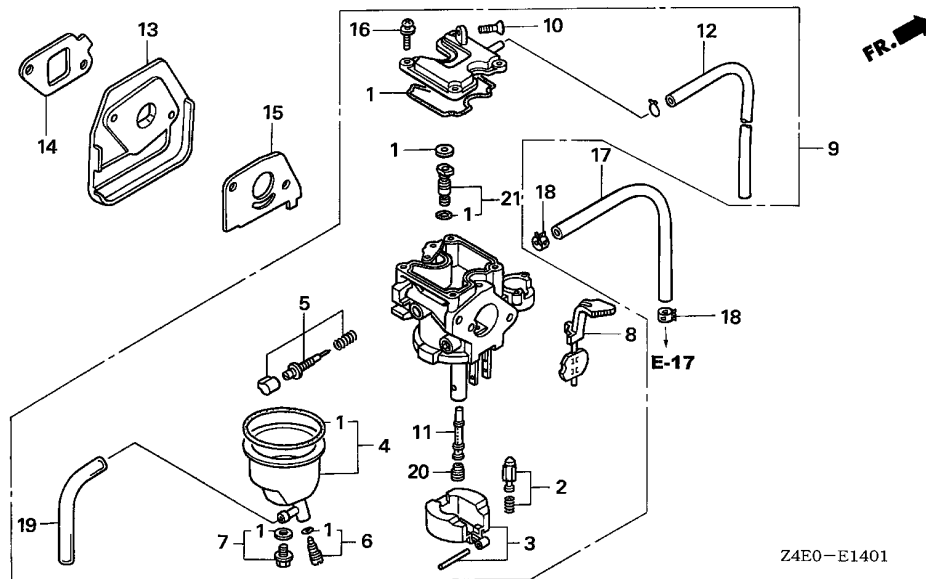
Ref. No.	L.O.N.	(Relative ref. Number) Description	F.R.T.
1	3111B1	GASKET SET, CARBURETOR	0.3
2	3111E1	VALVE SET, FLOAT AND/OR FLOAT SET	0.3
4	3111A3	CHAMBER SET, FLOAT AND/OR GASKET, FLOAT CHAMBER	0.2
5	3111D7	SCREW SET, PILOT	0.2
8	8101C5	CHOKE SET, CARBURETOR	0.2
10	3111F3	CARBURETOR	0.2
13	3111C0	INSULATOR, CARBURETOR AND/OR PACKING, INSULATOR	0.2
15	3111C8	PACKING, CARBURETOR	0.2
19	3101C5	PACKING, FUEL COCK	0.2
22	3111C3	JET, MAIN	0.3

Ref. No.	Part No.	Description	Reqd. QTY	Serial No.	Parts catalogue code
1	16010-ZG0-015	GASKET SET	1	VSW4	
	16010-ZM7-003		1	BE14,QAD,QA2,QA26,QBE,QE,QE14,QXU2,SA2,SE,SE14,SE3,VA2,VEA,VEG,VE3,VE4	
2	16011-ZE0-005	VALVE SET, FLOAT	1	BE14,QAD,QA2,QA26,QBE,QE,QE14,QXU2,SA2,SE,SE14,SE3,VA2,VEA,VEG,VE3,VE4	
3	16013-ZG0-811	FLOAT SET	1	VSW4	
			1	BE14,QAD,QA2,QA26,QBE,QE,QE14,QXU2,SA2,SE,SE14,SE3,VA2,VEA,VEG,VE3,VE4	
4	16015-ZM7-003	CHAMBER SET, FLOAT	1	VSW4	
			1	BE14,QAD,QA2,QA26,QBE,QE,QE14,QXU2,SA2,SE,SE14,SE3,VA2,VEA,VEG,VE3,VE4	
5	16016-ZH7-W01	SCREW SET, PILOT	1	BE14,QAD,QA2,QA26,QBE,QE,QE14,QXU2,SA2,SE,SE14,SE3,VA2,VEA,VEG,VE3,VE4	
			1	VSW4	
6	16024-ZB9-005	SCREW SET, DRAIN	1	BE14,QAD,QA2,QA26,QBE,QE,QE14,QXU2,SA2,SE,SE14,SE3,VA2,VEA,VEG,VE3,VE4	
			1	VSW4	
7	16028-ZG0-811	SCREW SET	1	BE14,QAD,QA2,QA26,QBE,QE,QE14,QXU2,SA2,SE,SE14,SE3,VA2,VEA,VEG,VE3,VE4	
			1	VSW4	
8	16044-Z0D-003	CHOKE SET	1	BE14,QAD,QA2,QA26,QBE,QE,QE14,QXU2,SA2,SE,SE14,SE3,VA2,VEA,VEG,VE3,VE4	
			1	VSW4	
9	16100-Z0D-U01	CARBURETOR ASSY. (BF31F A)	1	VSW4	
10	16100-Z0D-013	CARBURETOR ASSY. (BF32F B)	1	BE14,QAD,QA2,QA26,QBE,QE,QE14,QXU2,SA2,SE,SE14,SE3,VA2,VEA,VEG,VE3,VE4	
11	16124-ZE0-005	SCREW, THROTTLE STOP	1	BE14,QAD,QA2,QA26,QBE,QE,QE14,QXU2,SA2,SE,SE14,SE3,VA2,VEA,VEG,VE3,VE4	
			1	VSW4	
12	16166-Z0D-003	NOZZLE, MAIN	1	BE14,QAD,QA2,QA26,QBE,QE,QE14,QXU2,SA2,SE,SE14,SE3,VA2,VEA,VEG,VE3,VE4	
			1	VSW4	
13	16211-Z0D-000	INSULATOR, CARBURETOR	1	BE14,QAD,QA2,QA26,QBE,QE,QE14,QXU2,SA2,SE,SE14,SE3,VA2,VEA,VEG,VE3,VE4	
			1	VSW4	
14	16212-Z0D-000	PACKING, INSULATOR	1	BE14,QAD,QA2,QA26,QBE,QE,QE14,QXU2,SA2,SE,SE14,SE3,VA2,VEA,VEG,VE3,VE4	
			1	VSW4	

2

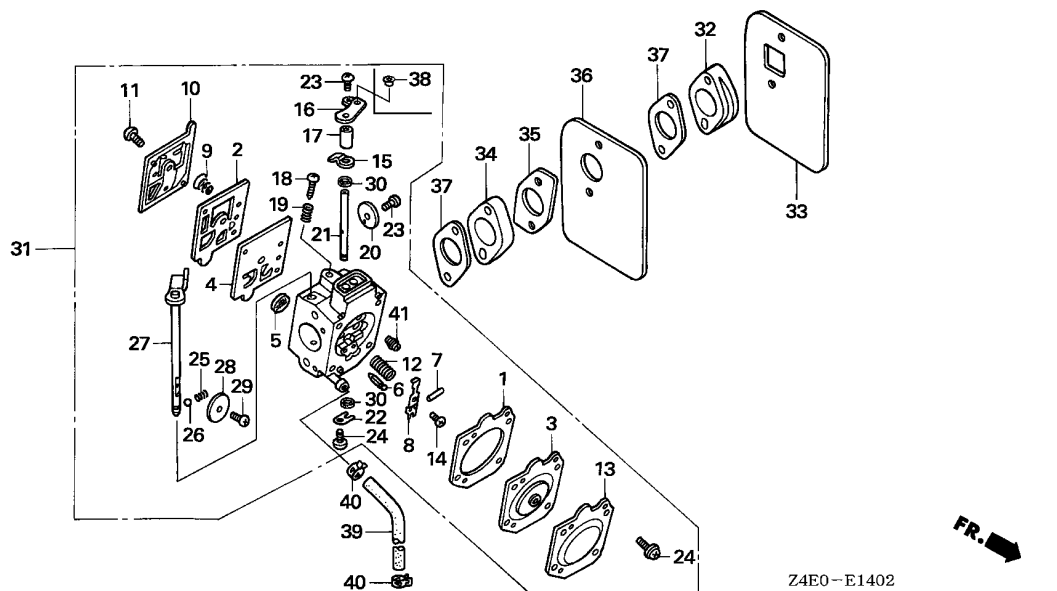


Ref. No.	Part No.	Description	Reqd. QTY		Serial No.	Parts catalogue code
			GX	U		
15	16221-ZG0-801	PACKING, CARBURETOR	1			BE14,QAD,QA2,QA26,QBE,QE,QE14,QXU2,SA2,SE,SE14,SE3,VA2,VEA,VEG,VE3,VE4 VSW4
16	16953-Z0D-003	LEVER, COCK	1			BE14,QAD,QA2,QA26,QBE,QE,QE14,QXU2,SA2,SE,SE14,SE3,VA2,VEA,VEG,VE3,VE4
17	16954-ZE1-812	PLATE, LEVER SETTING	1			BE14,QAD,QA2,QA26,QBE,QE,QE14,QXU2,SA2,SE,SE14,SE3,VA2,VEA,VEG,VE3,VE4
18	16956-ZE1-811	SPRING, COCK LEVER	1			BE14,QAD,QA2,QA26,QBE,QE,QE14,QXU2,SA2,SE,SE14,SE3,VA2,VEA,VEG,VE3,VE4
19	16957-ZE1-812	PACKING, FUEL COCK	1			BE14,QAD,QA2,QA26,QBE,QE,QE14,QXU2,SA2,SE,SE14,SE3,VA2,VEA,VEG,VE3,VE4
20	93500-03006-1H	SCREW, PAN, 3X6	2			BE14,QAD,QA2,QA26,QBE,QE,QE14,QXU2,SA2,SE,SE14,SE3,VA2,VEA,VEG,VE3,VE4
21	95003-05010-31	TUBE, VINYL, 3.5X6.5X100 (95003-05001-60M)	1			BE14,QAD,QA2,QA26,QBE,QE,QE14,QXU2,SA2,SE,SE14,SE3,VA2,VEA,VEG,VE3,VE4
	95003-05025-31	TUBE, VINYL, 3.5X6.5X250 (95003-05001-60M)	1			VSW4
22	99101-ZG0-0550	JET, MAIN, #55	(1)			BE14,QAD,QA2,QA26,QBE,QE,QE14,QXU2,SA2,SE,SE14,SE3,VA2,VEA,VEG,VE3,VE4 VSW4
	99101-ZG0-0580	JET, MAIN, #58	(1)			BE14,QAD,QA2,QA26,QBE,QE,QE14,QXU2,SA2,SE,SE14,SE3,VA2,VEA,VEG,VE3,VE4 VSW4
	99101-ZG0-0600	JET, MAIN, #60	1			BE14,QAD,QA2,QA26,QBE,QE,QE14,QXU2,SA2,SE,SE14,SE3,VA2,VEA,VEG,VE3,VE4 VSW4
23	99204-ZE2-0350	JET SET, PILOT, #35	1			BE14,QAD,QA2,QA26,QBE,QE,QE14,QXU2,SA2,SE,SE14,SE3,VA2,VEA,VEG,VE3,VE4 VSW4



Ref. No.	L.O.N.	(Relative ref. Number) Description	F.R.T.
1	3111B1	GASKET SET, CARBURETOR	0.3
2	3111E1	VALVE SET, FLOAT AND/OR FLOAT SET	0.3
4	3111A3	CHAMBER SET, FLOAT AND/OR GASKET, FLOAT CHAMBER	0.2
5	3111D7	SCREW SET, PILOT	0.2
8	8101C5	CHOKE SET, CARBURETOR	0.2
9	3111F3	CARBURETOR	0.2
13	3111C0	INSULATOR, CARBURETOR AND/OR PACKING, INSULATOR	0.2
15	3111C8	PACKING, CARBURETOR	0.2
17	3101F6	TUBE, FUEL	0.2
20	3111C3	JET, MAIN	0.3

Ref. No.	Part No.	Description	Reqd. QTY		Serial No.	Parts catalogue code
			GX	U		
1	16010-Z0D-V21	GASKET SET	1		KRA2,KRB,KRBD,KRB4,KRS,KRS2,KRW2	
2	16011-ZE0-005	VALVE SET, FLOAT	1		KRA2,KRB,KRBD,KRB4,KRS,KRS2,KRW2	
3	16013-ZG0-811	FLOAT SET	1		KRA2,KRB,KRBD,KRB4,KRS,KRS2,KRW2	
4	16015-Z0D-V21	CHAMBER SET, FLOAT	1		KRA2,KRB,KRBD,KRB4,KRS,KRS2,KRW2	
5	16016-Z0D-V21	SCREW SET	1		KRA2,KRB,KRBD,KRB4,KRS,KRS2,KRW2	
6	16024-ZB9-005	SCREW SET, DRAIN	1		KRA2,KRB,KRBD,KRB4,KRS,KRS2,KRW2	
7	16028-ZW6-611	SCREW SET	1		KRA2,KRB,KRBD,KRB4,KRS,KRS2,KRW2	
8	16044-Z0D-V21	LEVER SET, CHOKE	1		KRA2,KRB,KRBD,KRB4,KRS,KRS2,KRW2	
9	16100-Z0D-V22	CARBURETOR ASSY. (BF33D B)	1		KRA2,KRB,KRBD,KRB4,KRS,KRS2,KRW2	
10	16124-ZE0-005	SCREW, THROTTLE STOP	1		KRA2,KRB,KRBD,KRB4,KRS,KRS2,KRW2	
11	16166-Z0D-003	NOZZLE, MAIN	1		KRA2,KRB,KRBD,KRB4,KRS,KRS2,KRW2	
12	16199-Z0D-V21	TUBE, AIR VENT	1		KRA2,KRB,KRBD,KRB4,KRS,KRS2,KRW2	
13	16211-Z0D-000	INSULATOR, CARBURETOR	1		KRA2,KRB,KRBD,KRB4,KRS,KRS2,KRW2	
14	16212-Z0D-V20	PACKING, INSULATOR	1		KRA2,KRB,KRBD,KRB4,KRS,KRS2,KRW2	
15	16221-ZG0-801	PACKING, CARBURETOR	1		KRA2,KRB,KRBD,KRB4,KRS,KRS2,KRW2	
16	93892-04012-18	SCREW-WASHER, 4X12	4		KRA2,KRB,KRBD,KRB4,KRS,KRS2,KRW2	
17	95001-45210-50	TUBE, FUEL, 4.5X210	1		KRB,KRBD,KRB4	
	95001-45400-50	HOSE, FUEL, 4.5X400	1		KRA2,KRW2	
18	95002-40850-08	CLAMP, TUBE (D8.5)	2		KRA2,KRB,KRBD,KRB4,KRS,KRW2	
19	95003-05010-31	TUBE, VINYL, 3.5X6.5X100	1		KRA2,KRB,KRBD,KRB4,KRS,KRS2,KRW2	
20	99101-ZG0-0550	JET, MAIN, #55	(1)		KRA2,KRB,KRBD,KRB4,KRS,KRS2,KRW2	
	99101-ZG0-0580	JET, MAIN, #58	(1)		KRA2,KRB,KRBD,KRB4,KRS,KRS2,KRW2	
	99101-ZG0-0600	JET, MAIN, #60	1		KRA2,KRB,KRBD,KRB4,KRS,KRS2,KRW2	
21	99204-ZE0-0350	JET SET, PILOT, #35	1		KRA2,KRB,KRBD,KRB4,KRS,KRS2,KRW2	



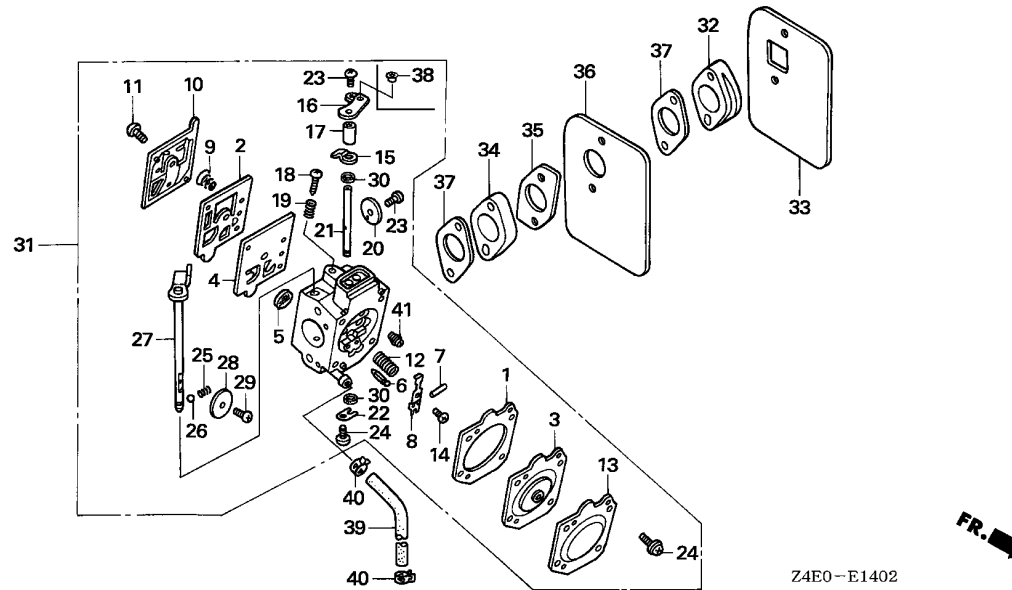
Ref. No.	L.O.N.	(Relative ref. Number) Description	F.R.T.
1	3111J0	GASKET, CARBURETOR METERING DIAPHRAGM	0.2
2	3111B7	GASKET, CARBURETOR PUMP	0.2
3	3111A8	DIAPHRAGM, CARBURETOR METERING	0.2
4	3111A9	DIAPHRAGM, CARBURETOR PUMP	0.2
5	3111J3	SCREEN, CARBURETOR INLET	0.2
6	3111E3	VALVE, INLET NEEDLE	0.3
21	3111J5	SHAFT, CARBURETOR THROTTLE	0.2
27	3111J4	SHAFT, CARBURETOR CHOKE	0.2
31	3111F3	CARBURETOR	0.2
32		(33)	
	3111C0	INSULATOR, CARBURETOR AND/OR PACKING, INSULATOR	0.2
34		(35)	
	3111J1	INSULATOR B, CARBURETOR AND/OR PACKING B, INSULATOR	0.2
36	3111J2	PLATE, CARBURETOR INSULATOR ..	0.2
37	3111C8	PACKING, CARBURETOR	0.2
		.NOTE: Same time for two units	
39	3101B1	HOSE, FUEL	0.2
41	3111C3	JET, MAIN	0.3

Z4E0-E1402



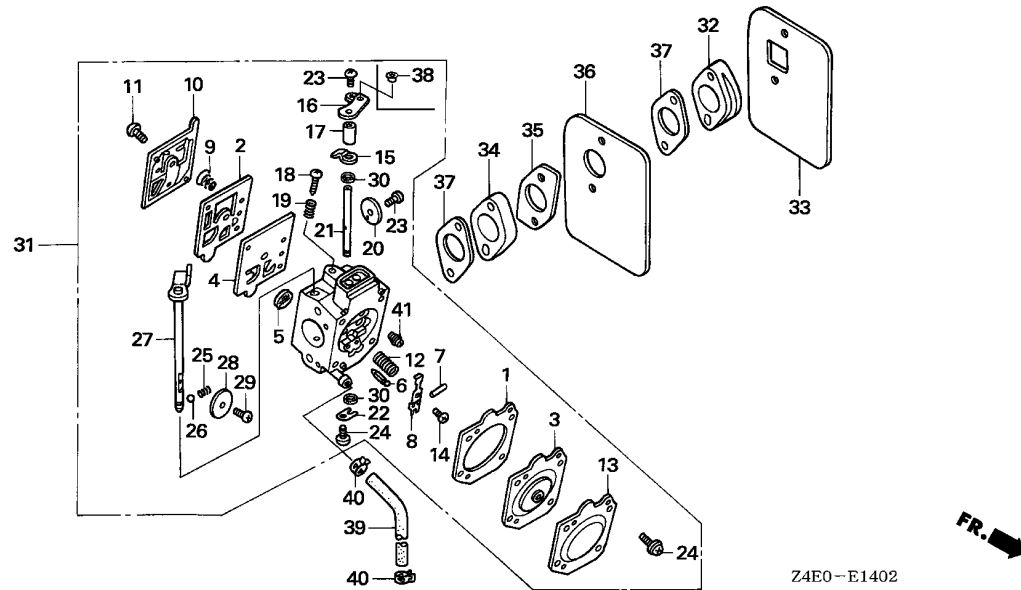
Ref. No.	Part No.	Description	Reqd. QTY	Serial No.	Parts catalogue code
			GX 100 U		
1	16010-Z0D-V02	GASKET, METERING DIAPHRAGM ..	1	-----	KRAM,KRBM,KRE4,KRF2,KRG,KRM,KRMB,KRMG,KRW,KR4
2	16011-Z0D-V02	GASKET, PUMP	1	-----	KRAM,KRBM,KRE4,KRF2,KRG,KRM,KRMB,KRMG,KRW,KR4
3	16013-Z0D-V02	DIAPHRAGM ASSY., METERING ..	1	-----	KRAM,KRBM,KRE4,KRF2,KRG,KRM,KRMB,KRMG,KRW,KR4
4	16014-Z0D-V02	DIAPHRAGM, PUMP	1	-----	KRAM,KRBM,KRE4,KRF2,KRG,KRM,KRMB,KRMG,KRW,KR4
5	16018-ZM3-004	SCREEN, INLET	1	-----	KRAM,KRBM,KRE4,KRF2,KRG,KRM,KRMB,KRMG,KRW,KR4
6	16019-ZM3-004	VALVE, INLET NEEDLE	1	-----	KRAM,KRBM,KRE4,KRF2,KRG,KRM,KRMB,KRMG,KRW,KR4
7	16022-ZM3-014	PIN, METERING LEVER	1	-----	KRAM,KRBM,KRE4,KRF2,KRG,KRM,KRMB,KRMG,KRW,KR4
8	16023-Z0D-V02	LEVER, METERING	1	-----	KRAM,KRBM,KRE4,KRF2,KRG,KRM,KRMB,KRMG,KRW,KR4
9	16030-ZM3-004	SPRING, PUMP	1	-----	KRAM,KRBM,KRE4,KRF2,KRG,KRM,KRMB,KRMG,KRW,KR4
10	16040-Z0D-V02	COVER, PUMP	1	-----	KRAM,KRBM,KRE4,KRF2,KRG,KRM,KRMB,KRMG,KRW,KR4
11	16041-Z0D-V02	SCREW	1	-----	KRAM,KRBM,KRE4,KRF2,KRG,KRM,KRMB,KRMG,KRW,KR4
12	16042-Z0D-V02	SPRING	1	-----	KRAM,KRBM,KRE4,KRF2,KRG,KRM,KRMB,KRMG,KRW,KR4
13	16043-Z0D-V02	COVER, METERING DIAPHRAGM ..	1	-----	KRAM,KRBM,KRE4,KRF2,KRG,KRM,KRMB,KRMG,KRW,KR4
14	16044-Z0D-V02	SCREW	1	-----	KRAM,KRBM,KRE4,KRF2,KRG,KRM,KRMB,KRMG,KRW,KR4
15	16045-Z0D-V02	STOPPER, THROTTLE LEVER	1	-----	KRAM,KRBM,KRE4,KRF2,KRG,KRM,KRMB,KRMG,KRW,KR4
16	16046-Z0D-V02	LEVER, THROTTLE	1	-----	HDA201C KRBM,KRE4,KRF2,KRM,KRMB,KRW,KR4
	16046-Z0D-V72	(CARBURETOR NO.)	1	-----	HDA206B KRAM,KRG,KRMG
	16046-Z0D-V03	(CARBURETOR NO.)	1	-----	HDA201D ----- KRBM,KRE4,KRF2,KRM,KRMB,KRW,KR4
	16046-Z0D-V73	(CARBURETOR NO.)	1	-----	HDA206C ----- KRAM,KRG,KRMG
17	16048-Z0D-V02	SPACER, THROTTLE LEVER	1	-----	KRAM,KRBM,KRE4,KRF2,KRG,KRM,KRMB,KRMG,KRW,KR4
18	16049-Z0D-V02	SCREW, IDLE ADJUSTING	1	-----	KRAM,KRBM,KRE4,KRF2,KRG,KRM,KRMB,KRMG,KRW,KR4
19	16050-Z0D-V02	SPRING	1	-----	KRAM,KRBM,KRE4,KRF2,KRG,KRM,KRMB,KRMG,KRW,KR4





Z4E0-E1402

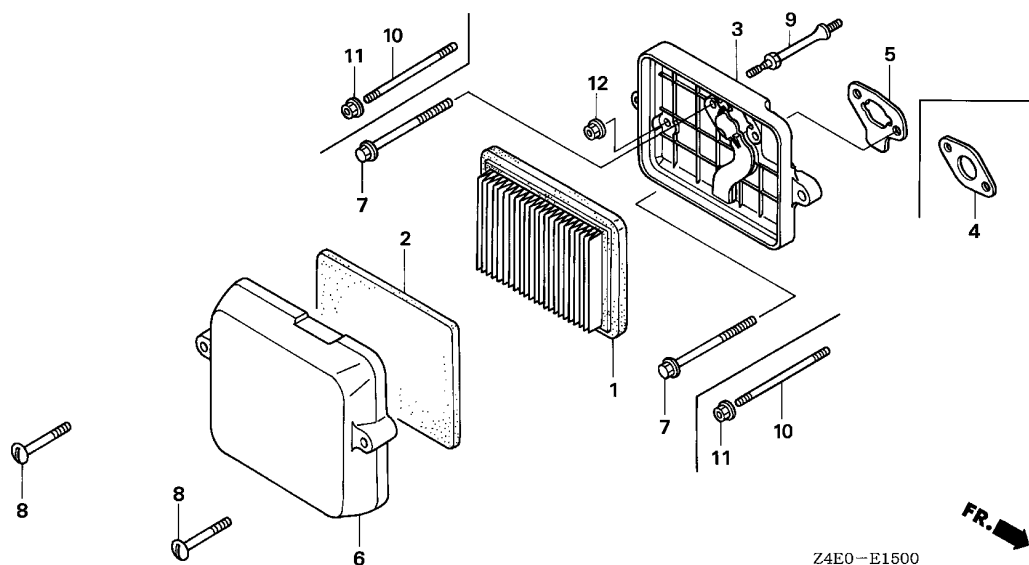
Ref. No.	Part No.	Description	Reqd. QTY	Serial No.	Parts catalogue code
			GX 100 U		
20	16051-Z0D-V02	VALVE, THROTTLE	1	-----	KRAM,KRBM,KRE4,KRF2,KRG,KRM,KRMB,KRMG,KRW,KR4
21	16052-Z0D-V02	SHAFT, THROTTLE	1	-----	KRAM,KRBM,KRE4,KRF2,KRG,KRM,KRMB,KRMG,KRW,KR4
22	16053-Z0D-V02	CLIP, THROTTLE SHAFT	1	-----	KRAM,KRBM,KRE4,KRF2,KRG,KRM,KRMB,KRMG,KRW,KR4
23	16054-Z0D-V02	SCREW, VALVE	2	-----	KRAM,KRBM,KRE4,KRF2,KRG,KRM,KRMB,KRMG,KRW,KR4
24	16055-Z0D-V02	SCREW ASSY.	5	-----	KRAM,KRBM,KRE4,KRF2,KRG,KRM,KRMB,KRMG,KRW,KR4
25	16056-Z0D-V02	SPRING	1	-----	KRAM,KRBM,KRE4,KRF2,KRG,KRM,KRMB,KRMG,KRW,KR4
26	16057-Z0D-V02	BALL	1	-----	KRAM,KRBM,KRE4,KRF2,KRG,KRM,KRMB,KRMG,KRW,KR4
27	16058-Z0D-V02	SHAFT ASSY., CHOKE	1	-----	KRBM,KRE4,KRF2,KRM,KRMB,KRW,KR4
	16058-Z0D-V72	1	-----	KRAM,KRG,KRMG
28	16059-Z0D-V03	VALVE, CHOKE	1	-----	KRAM,KRBM,KRE4,KRF2,KRG,KRM,KRMB,KRMG,KRW,KR4
29	16060-Z0D-V02	SCREW	1	-----	KRAM,KRBM,KRE4,KRF2,KRG,KRM,KRMB,KRMG,KRW,KR4
30	16061-Z0D-V02	SEAL, DUST	2	-----	KRAM,KRBM,KRE4,KRF2,KRG,KRM,KRMB,KRMG,KRW,KR4
31	16100-Z0D-V04	CARBURETOR ASSY. (HDA 201C) -	1	-----	KRBM,KRE4,KRF2,KRM,KRMB,KRW,KR4
	16100-Z0D-V74	CARBURETOR ASSY. (HDA 206B) -	1	-----	KRAM,KRG,KRMG
32	16211-Z0D-V00	INSULATOR, CARBURETOR	1	-----	KRAM,KRBM,KRE4,KRF2,KRG,KRM,KRMB,KRMG,KRW,KR4
33	16212-Z0D-V00	PACKING, INSULATOR	1	-----	KRAM,KRBM,KRE4,KRF2,KRG,KRM,KRMB,KRMG,KRW,KR4
34	16213-Z0D-V00	INSULATOR B, CARBURETOR	1	-----	KRAM,KRBM,KRE4,KRF2,KRG,KRM,KRMB,KRMG,KRW,KR4
35	16214-Z0D-V00	PACKING B, INSULATOR	1	-----	KRAM,KRBM,KRE4,KRF2,KRG,KRM,KRMB,KRMG,KRW,KR4
36	16215-Z0D-V00	PLATE, INSULATOR	1	-----	KRAM,KRBM,KRE4,KRF2,KRG,KRM,KRMB,KRMG,KRW,KR4
37	16221-Z0D-V00	PACKING, CARBURETOR	2	-----	KRAM,KRBM,KRE4,KRF2,KRG,KRM,KRMB,KRMG,KRW,KR4
38	16552-896-650	COLLAR, LEVER	1	-----	KRAM,KRG,KRMG
39	95001-45120-50	HOSE, FUEL, 4.5X120			
	(95001-45001-50M)		1	-----	KRM
	95001-45400-50	HOSE, FUEL, 4.5X400			
	(95001-45001-50M)		1	-----	KRE4,KRF2,KRMB,KRW,KR4



Z4E0-E1402

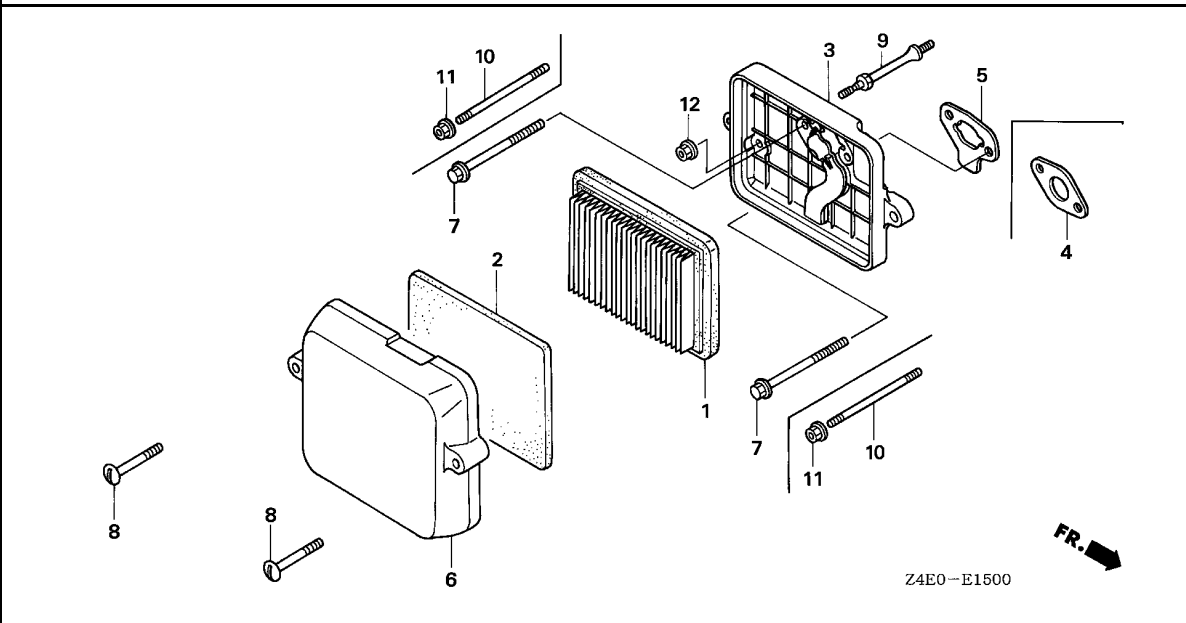
Ref. No.	Part No.	Description	Reqd. QTY		Serial No.	Parts catalogue code
			GX	U		
39)	95003-36021-20	TUBE, VINYL, 11X13X210 (95003-36001-10M)	1	-----	-----	KRBM
40	95002-40850-08	CLAMP, TUBE (D8.5)	2	-----	-----	KRBM,KRE4,KRF2,KRM,KRMB,KRW,KR4
41	99101-Z0D-0500	JET (#50)	(1)	-----	-----	KRAM,KRBM,KRE4,KRF2,KRG,KRM,KRMB,KRMG,KRW,KR4
	99101-Z0D-0520	JET (#52)	(1)	-----	-----	KRAM,KRBM,KRE4,KRF2,KRG,KRM,KRMB,KRMG,KRW,KR4
	99101-Z0D-0540	JET (#54)	1	-----	-----	KRAM,KRBM,KRE4,KRF2,KRG,KRM,KRMB,KRMG,KRW,KR4





Ref. No.	L.O.N.	(Relative ref. Number) Description	F.R.T.
1	3121B8	ELEMENT, AIR CLEANER	0.1
2	3121C1	FILTER, OUTER	0.1
3	3121A5	CASE, AIR CLEANER	0.1
4	3121D9	PACKING, AIR CLEANER	0.1
5	3121K0	PACKING, AIR INTAKE JOINT	0.1

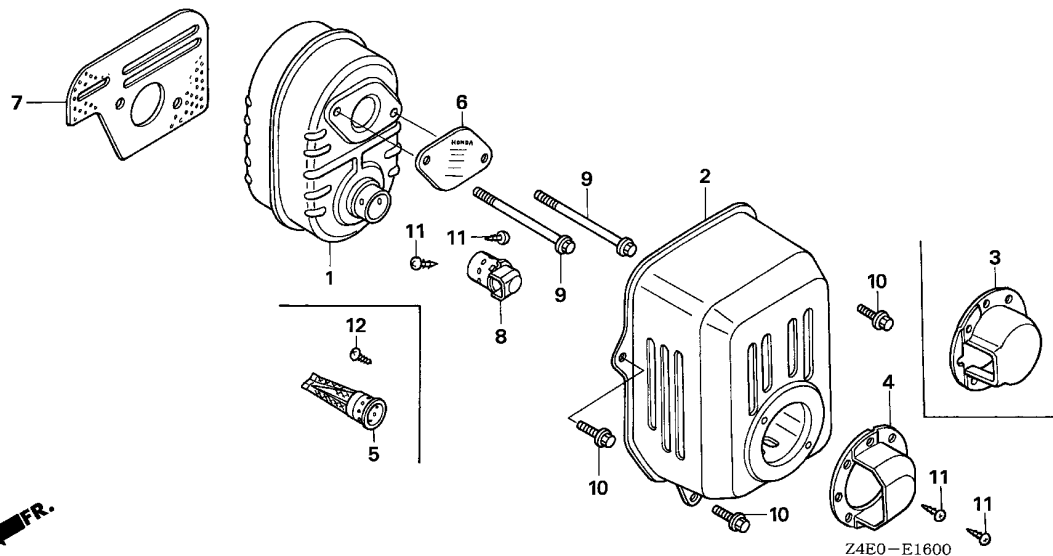
Ref. No.	Part No.	Description	Reqd. QTY	Serial No.	Parts catalogue code
			GX 100 U		
1	17211-ZL8-013	ELEMENT, AIR CLEANER	1	-----	BE14,KRA2,KRB,KRBD,KRBM,KRB4,KRE4,KRF2,KRM,KRMB,KRMG,KRS,KRS2,KRW,KRW2, KR4,QAD,QA2,QA26,QBE,QE,QE14,QXU2,SA2,SE,SE14,SE3,VA2,VEA,VEG,VE3,VE4, VSW4
2	17218-Z0D-000	FILTER, OUTER	1	-----	BE14,KRA2,KRBD,KRE4,KRM,KRMB,KRS,KRW,KR4,QAD,QA2,QA26,QBE,QE,QE14,QXU2, SA2,SE,SE14,SE3,VA2,VEA,VEG,VE3,VE4,VSW4
3	17220-Z0D-V00 17220-Z0D-V20 17220-Z0D-000	CASE COMP., AIR CLEANER	1	-----	KRBM,KRE4,KRF2,KRM,KRMB,KRMG,KRW,KR4
4	17228-Z0D-V01	PACKING, AIR CLEANER	1	-----	BE14,KRA2,KRB,KRBD,KRB4,KRS,KRS2,KRW2,QBE,QE14,SE14,SE3,VEA,VEG,VE3
5	17228-Z0D-V21 17274-ZT3-000	PACKING, AIR CLEANER	1	-----	QAD,QA2,QA26,QE,QXU2,SA2,SE,VA2,VE4,VSW4
6	17231-Z0D-V61 17231-Z0D-000	COVER, AIR CLEANER	1	-----	KRAM,KRBM,KRE4,KRF2,KRG,KRM,KRMB,KRMG,KRW,KR4
7	90004-Z0D-000	BOLT, FLANGE, 5X77(CT200) ...	2	-----	BE14,KRA2,KRB,KRBD,KRBM,KRB4,KRE4,KRF2,KRM,KRMB,KRMG,KRS,KRS2,KRW,KRW2, KR4,QAD,QA2,QA26,QBE,QE,QE14,QXU2,SA2,SE,SE14,SE3,VA2,VEA,VEG,VE3,VE4, VSW4
8	90011-Z0D-000	BOLT, AIR CLEANER COVER	2	-----	BE14,KRA2,KRB,KRBD,KRBM,KRB4,KRE4,KRF2,KRM,KRMB,KRMG,KRS,KRS2,KRW,KRW2, KR4,QAD,QA2,QA26,QBE,QE,QE14,QXU2,SA2,SE,SE14,SE3,VA2,VEA,VEG,VE3,VE4, VSW4
9	90041-Z0D-V00 90041-Z0D-V20	BOLT, STUD	1	-----	KRBM,KRE4,KRF2,KRM,KRMB,KRMG,KRW,KR4
10	90042-Z0D-V00 90042-Z0D-V20 90042-Z0D-V70	BOLT, STUD, 5X85(CT200)	2	-----	BE14,KRA2,KRB,KRBD,KRB4,KRS,KRS2,KRW2,QBE,QE14,SE14,SE3,VEA,VEG,VE3
		BOLT, STUD, 5X75(CT200)	2	-----	KRBM,KRE4,KRF2,KRM,KRMB,KRMG,KRW,KR4
		BOLT, STUD, 5X91(CT200)	2	-----	KRA2,KRB,KRBD,KRB4,KRS,KRS2,KRW2
11	94050-05000	NUT, FLANGE, 5MM	2	-----	KRAM,KRG
					KRAM,KRA2,KRB,KRBD,KRBM,KRB4,KRE4,KRF2,KRG,KRM,KRMB,KRMG,KRS,KRS2,KRW, KRW2,KR4



Ref. No.	Part No.	Description	Reqd. QTY	Serial No.	Parts catalogue code
----------	----------	-------------	-----------	------------	----------------------

12	94050-06000	NUT, FLANGE, 6MM	1	-----	BE14,KRA2,KRB,KRBD,KRBM,KRB4,KRE4,KRF2,KRM,KRMB,KRMG,KRS,KRS2,KRW,KRW2 KR4,QBE,QE14,SE14,SE3,VEA,VEG,VE3
----	-------------	------------------	---	-------	---





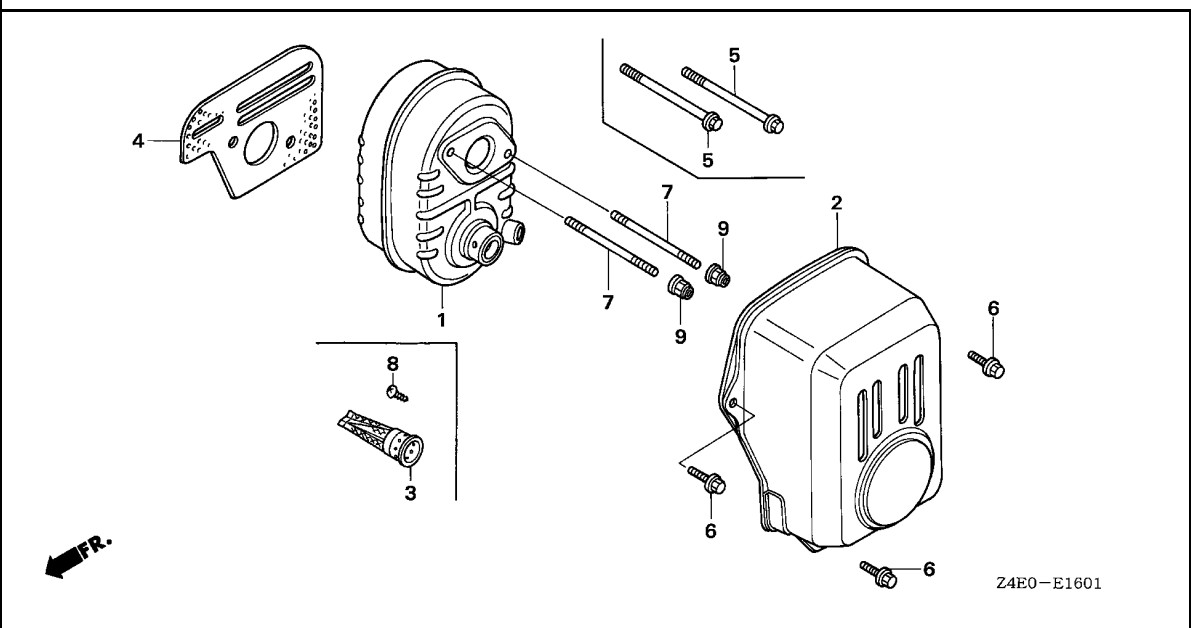
Ref. No.	L.O.N.	(Relative ref. Number) Description	F.R.T.
1	3131C5	MUFFLER, EXHAUST	0.2
2	3131D6	PROTECTOR, EXHAUST MUFFLER ...	0.1
5	3131A1	ARRESTER, SPARK	0.2
7	3131B4	GASKET, EXHAUST MUFFLER	0.2
8	3131A8	DEFLECTOR, EXHAUST MUFFLER ...	0.2

Ref. No.	Part No.	Description	Reqd. QTY		Serial No.	Parts catalogue code
			GX	U		
1	18310-ZM0-000	MUFFLER COMP.	1	-----	-----	BE14,QAD,QA2,QA26,QBE,QE,QE14,QXU2,SA2,SE,SE14,SE3,VA2,VEA,VE3,VE4
2	18320-ZOM-780	PROTECTOR COMP., MUFFLER	1	-----	-----	BE14,QBE,QE14,SE14,SE3,VEA,VE3
	18321-ZL8-000	PROTECTOR, MUFFLER	1	-----	-----	QAD,QA2,QA26,QE,QXU2,SA2,SE,VA2,VE4
3	18331-883-810	CAP, MUFFLER	1	-----	-----	VEA
4	18348-ZL8-000	CAP, MUFFLER	1	-----	-----	BE14,QAD,SA2,SE3,VE3
5	18350-ZL8-000	ARRESTER COMP., SPARK	(1)	-----	-----	QA2,QA26,QE,QXU2,SE,VA2,VE4
			(1)	-----	-----	BE14,QAD,QA2,QA26,QBE,QE,QE14,QXU2,SA2,SE,SE14,SE3,VA2,VEA,VE3,VE4,VSW4
6	18356-ZL8-000	PLATE, ARRESTER NUMBER	(1)	-----	-----	QAD,QA2,QBE,QXU2,SA2,VA2
7	18381-ZOD-000	GASKET, MUFFLER	1	-----	-----	BE14,QAD,QA2,QA26,QBE,QE,QE14,QXU2,SA2,SE,SE14,SE3,VA2,VEA,VE3,VE4
8	18430-ZL8-000	DEFLECTOR COMP., MUFFLER	1	-----	-----	BE14,QAD,SA2,SE3,VE3
			(1)	-----	-----	QA2,QA26,QE,QXU2,SE,VA2,VE4
9	90004-ZL8-000	BOLT, FLANGE, 6X79(CT200) ...	2	-----	-----	BE14,QAD,QA2,QA26,QBE,QE,QE14,QXU2,SA2,SE,SE14,SE3,VA2,VEA,VE3,VE4
10	90014-952-000	BOLT, FLANGE, 6X14(CT200) ...	3	-----	-----	BE14,QAD,QA2,QA26,QBE,QE,QE14,QXU2,SA2,SE,SE14,SE3,VA2,VEA,VE3,VE4
11	90055-ZE1-000	SCREW, TAPPING, 4X6	4	-----	-----	BE14,QAD,SA2,SE3,VE3
			(4)	-----	-----	QA2,QA26,QE,QXU2,SE,VA2,VE4
12	90055-ZE1-000	SCREW, TAPPING, 4X6	(1)	-----	-----	BE14,QAD,QA2,QA26,QBE,QE,QE14,QXU2,SA2,SE,SE14,SE3,VA2,VEA,VE3,VE4,VSW4

E-16-1

MUFFLER(RAMMER)

E 6

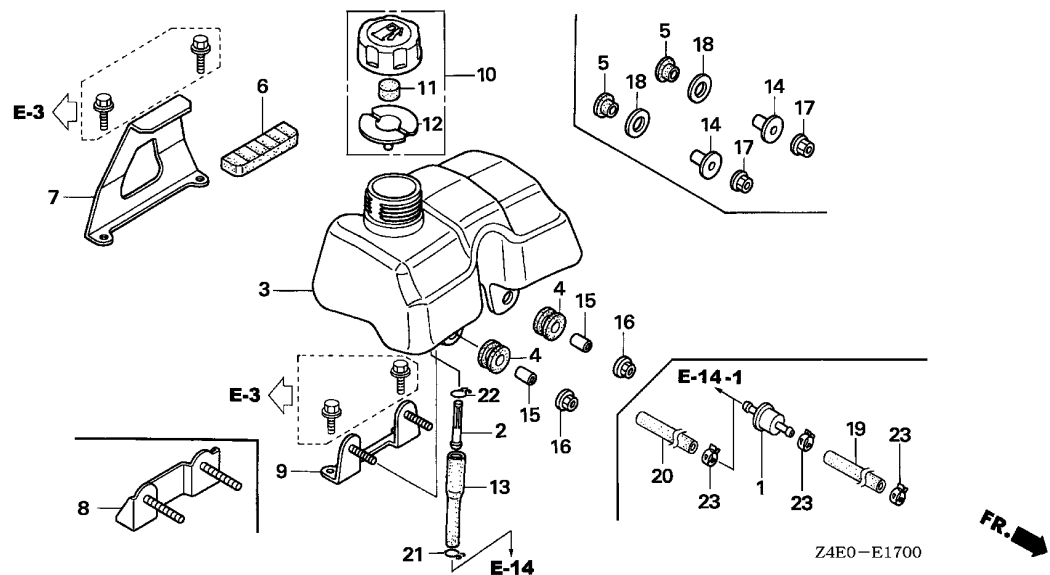


Ref. No.	L.O.N.	(Relative ref. Number) Description	F.R.T.
1	3131C5	MUFFLER, EXHAUST	0.2
2	3131D6	PROTECTOR, EXHAUST MUFFLER ...	0.1
3	3131A1	ARRESTER, SPARK	0.2
4	3131B4	GASKET, EXHAUST MUFFLER	0.2

Z4E0-E1601

Ref. No.	Part No.	Description	Reqd. QTY	Serial No.	Parts catalogue code
			GX 100 U		
1	18310-Z0D-V00	MUFFLER COMP.	1	-----	KRE4,KRMB,KR4
	18310-Z0D-V20	1	-----	KRAM,KRA2,KRB,KRBD,KRBM,KRB4,KRF2,KRG,KRM,KRMG,KRS,KRS2,KRW,KRW2,VEG
2	18321-Z0D-V00	PROTECTOR, MUFFLER	1	-----	KRE4,KRMB,KR4
	18321-Z0D-V20	1	-----	KRAM,KRA2,KRB,KRBD,KRBM,KRB4,KRF2,KRG,KRM,KRMG,KRS,KRS2,KRW,KRW2,VEG
3	18350-ZL8-000	ARRESTER COMP., SPARK	(1)	-----	KRAM,KRA2,KRB,KRBD,KRBM,KRB4,KRE4,KRF2,KRG,KRM,KRMB,KRMG,KRS,KRS2,KRW,KRW2,KR4,VEG
4	18381-Z0D-000	GASKET, MUFFLER	1	-----	KRAM,KRA2,KRB,KRBD,KRBM,KRB4,KRE4,KRF2,KRG,KRM,KRMB,KRMG,KRS,KRS2,KRW,KRW2,KR4,VEG
5	90004-ZL8-000	BOLT, FLANGE, 6X79(CT200) ...	2	-----	VEG
6	90014-952-000	BOLT, FLANGE, 6X14(CT200) ...	3	-----	KRAM,KRA2,KRB,KRBD,KRBM,KRB4,KRE4,KRF2,KRG,KRM,KRMB,KRMG,KRS,KRS2,KRW,KRW2,KR4,VEG
7	90048-Z0D-V00	BOLT, STUD, 6X78(CT200)	2	-----	KRAM,KRA2,KRB,KRBD,KRBM,KRB4,KRE4,KRF2,KRG,KRM,KRMB,KRMG,KRS,KRS2,KRW,KRW2,KR4
	90013-ZE6-710	BOLT, STUD, 6X90	2	-----	VSW4
8	90055-ZE1-000	SCREW, TAPPING, 4X6	(1)	-----	KRAM,KRA2,KRB,KRBD,KRBM,KRB4,KRE4,KRF2,KRG,KRM,KRMB,KRMG,KRS,KRS2,KRW,KRW2,KR4,VEG
9	90343-ZE6-000	NUT, SELF-LOCK, 6MM	2	-----	KRAM,KRA2,KRB,KRBD,KRBM,KRB4,KRE4,KRF2,KRG,KRM,KRMB,KRMG,KRS,KRS2,KRW,KRW2,KR4

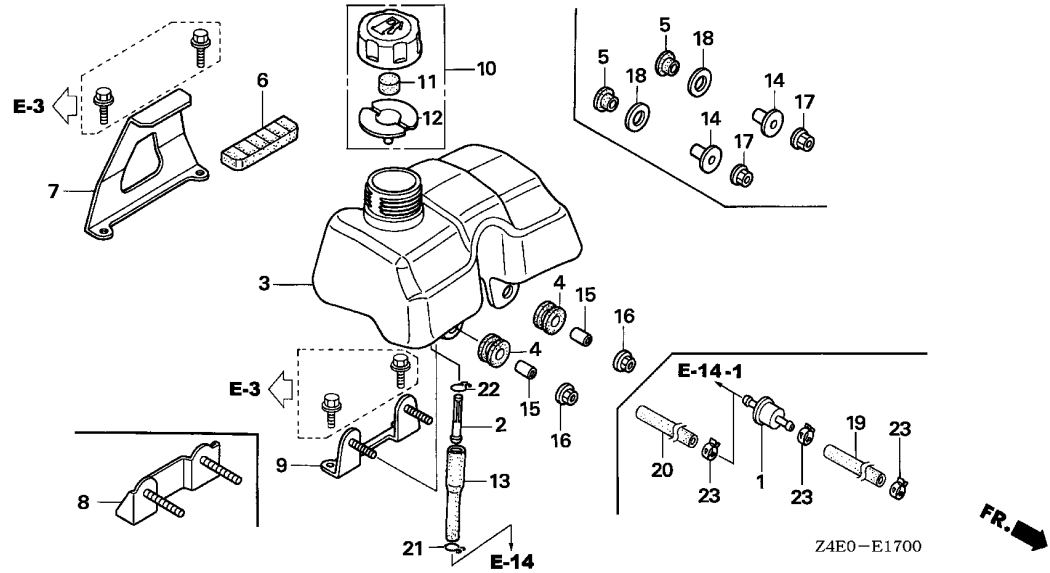
2



Ref. No.	L.O.N.	(Relative ref. Number) Description	F.R.T.
2		(1)	
3	3101H8	STRAINER, FUEL	0.1
3	3101H7	TANK, FUEL	0.1
4		(5)	
4	3101M3	RUBBER A, TANK MOUNTING	0.1
		.NOTE: Same time for two units	
6	3101M0	RUBBER B, TANK MOUNTING	0.1
7	3101N3	STAY A, FUEL TANK	0.1
9		(8)	
	3111J6	STAY B, FUEL TANK	0.1
13	3101F5	TUBE, FUEL(A)	0.1

Z4E0-E1700

Ref. No.	Part No.	Description	Reqd. QTY	Serial No.	Parts catalogue code
			GX 100 U		
1	16910-GB2-005	STRAINER COMP., FUEL	1	-----	KRB,KRBD,KRBM,KRB4,KRM,KRS
	16910-ZE8-015	1	-----	KRS2
2	16952-ZE6-000	STRAINER, FUEL	1	-----	BE14,QAD,QA2,QA26,QBE,QE,QE14,QXU2,SA2,SE,SE14,SE3,VA2,VEA,VEG,VE3,VE4
3	17511-ZM7-010	TANK, FUEL	1	-----	BE14,QAD,QA2,QA26,QBE,QE,QE14,QXU2,SA2,SE,SE14,SE3,VA2,VEA,VEG,VE3,VE4
4	17532-ZM7-000	RUBBER A, TANK MOUNTING	2	-----	QAD,QA2,QA26,QE,QXU2,SA2,SE,VA2,VE4
5	17532-Z0D-T00	RUBBER A, TANK MOUNTING	2	-----	BE14,QBE,QE14,SE14,SE3,VEA,VEG,VE3
6	17533-ZM7-000	RUBBER B, TANK MOUNTING	1	-----	QAD,QA2,QA26,QE,QXU2,SA2,SE,VA2,VE4
	17533-Z0D-T00	1	-----	BE14,QBE,QE14,SE14,SE3,VEA,VEG,VE3
7	17561-Z0D-000	STAY A, FUEL TANK	1	-----	BE14,QAD,QA2,QA26,QBE,QE,QE14,QXU2,SA2,SE,SE14,SE3,VA2,VEA,VEG,VE3,VE4
8	17566-Z0D-T02	STAY B, FUEL TANK	1	-----	BE14,QBE,QE14,SE14,SE3,VEA,VEG,VE3
9	17566-Z0D-010	STAY B, FUEL TANK	1	-----	QAD,QA2,QA26,QE,QXU2,SA2,SE,VA2,VE4
10	17620-ZL8-013	CAP ASSY., FUEL TANK	1	-----	BE14,QAD,QA2,QA26,QBE,QE,QE14,QXU2,SA2,SE,SE14,SE3,VA2,VEA,VEG,VE3,VE4 VSW4
11	17622-ZL8-003	SPONGE, FUEL CAP BREATHER ...	1	-----	BE14,QAD,QA2,QA26,QBE,QE,QE14,QXU2,SA2,SE,SE14,SE3,VA2,VEA,VEG,VE3,VE4 VSW4
12	17624-ZL8-003	PACKING, FUEL CAP	1	-----	BE14,QAD,QA2,QA26,QBE,QE,QE14,QXU2,SA2,SE,SE14,SE3,VA2,VEA,VEG,VE3,VE4 VSW4
13	17701-Z0D-000	TUBE, FUEL	1	-----	BE14,QAD,QA2,QA26,QBE,QE,QE14,QXU2,SA2,SE,SE14,SE3,VA2,VEA,VEG,VE3,VE4
14	19052-MB4-880	COLLAR, CANISTER MOUNTING ...	2	-----	BE14,QBE,QE14,SE14,SE3,VEA,VEG,VE3
15	30507-441-000	COLLAR, IGNITION COIL SETTING	2	-----	QAD,QA2,QA26,QE,QXU2,SA2,SE,VA2,VE4
16	90201-ZM0-000	NUT, FLANGE, 6MM	2	-----	QAD,QA2,QA26,QE,QXU2,SA2,SE,VA2,VE4
17	90343-ZE6-000	NUT, SELF-LOCK, 6MM	2	-----	BE14,QBE,QE14,SE14,SE3,VEA,VEG,VE3
18	90510-KY1-000	WASHER, PLAIN, 15MM	2	-----	BE14,QBE,QE14,SE14,SE3,VEA,VEG,VE3
19	95001-45050-50	HOSE, FUEL, 4.5X50	1	-----	(95001-45001-50M) KRS

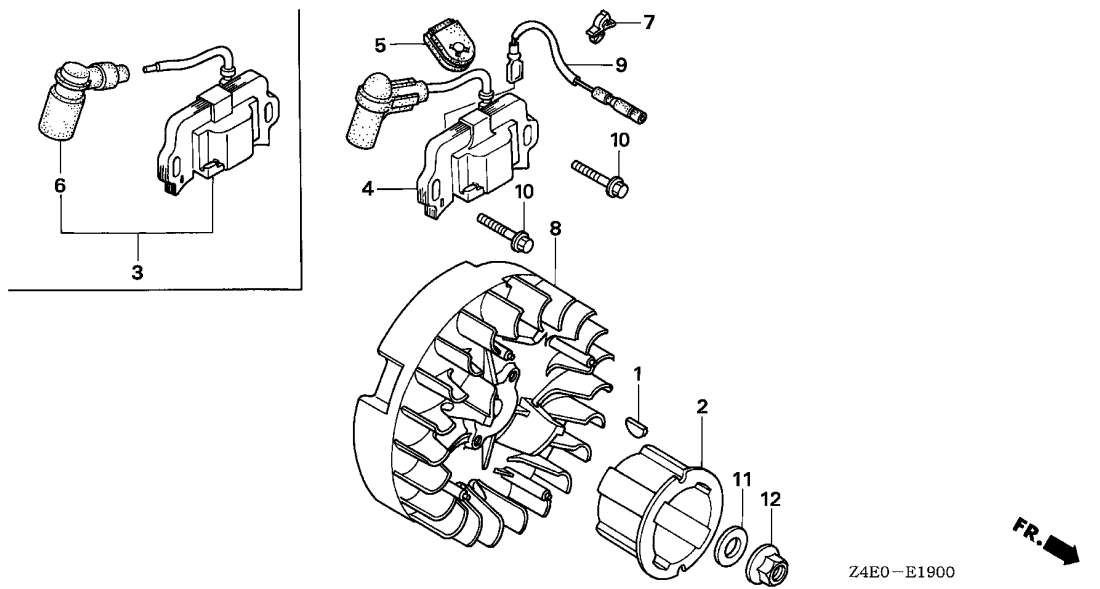


Z4E0-E1700

FR. →

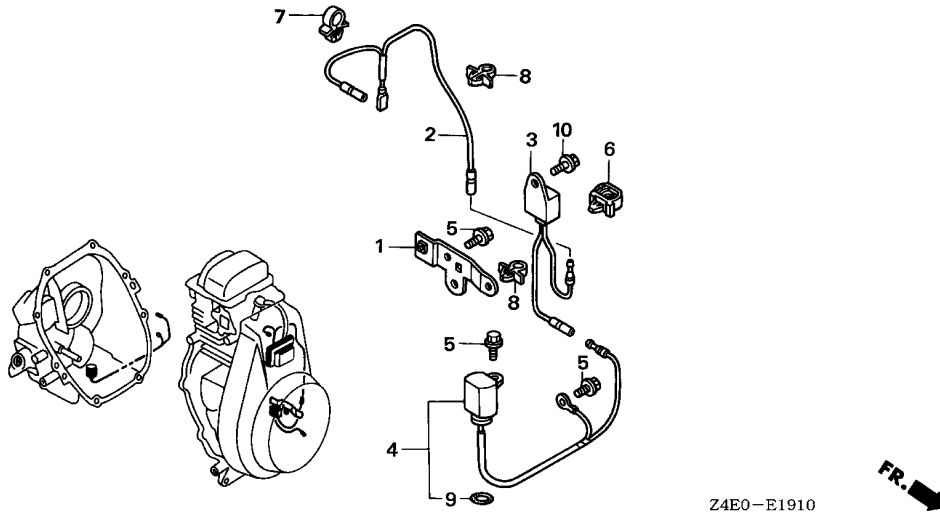
Ref. No.	Part No.	Description	Reqd. QTY	Serial No.	Parts catalogue code
19)	95001-45080-50	TUBE, FUEL, 4.5X80 (95001-45001-50M)	1	-----	KRB,KRBD,KRBM,KRB4
	95001-45100-50	HOSE, FUEL, 4.5X100 (95001-45001-50M)	1	-----	KRS2
	95001-45310-50	HOSE, FUEL, 4.5X310 (95001-45001-50M)	1	-----	KRM,KRS
20	95001-45270-50	HOSE, FUEL, 4.5X270 (95001-45001-50M)	1	-----	KRBM
21	95002-02080	CLIP, TUBE (B8)	1	-----	BE14,QAD,QA2,QA26,QBE,QE,QE14,QXU2,SA2,SE,SE14,SE3,VA2,VEA,VEG,VE3,VE4
22	95002-02100	CLIP, TUBE (B10)	1	-----	BE14,QAD,QA2,QA26,QBE,QE,QE14,QXU2,SA2,SE,SE14,SE3,VA2,VEA,VEG,VE3,VE4
23	95002-40850-08	CLAMP, TUBE (D8.5)	1	-----	KRM,KRS
			2	-----	KRA2,KRB,KRBD,KRBM,KRB4,KRE4,KRMB,KRS2,KRW,KRW2,KR4





Ref. No.	L.O.N.	(Relative ref. Number) Description	F.R.T.
4		(3)	
6	6141A5	COIL, IGNITION(ONE)	0.2
6	6141B8	TERMINAL, HIGH TENSION	0.1
8	2161B5	FLYWHEEL	0.3
9	6111B3	CORD, STOP SWITCH	0.2

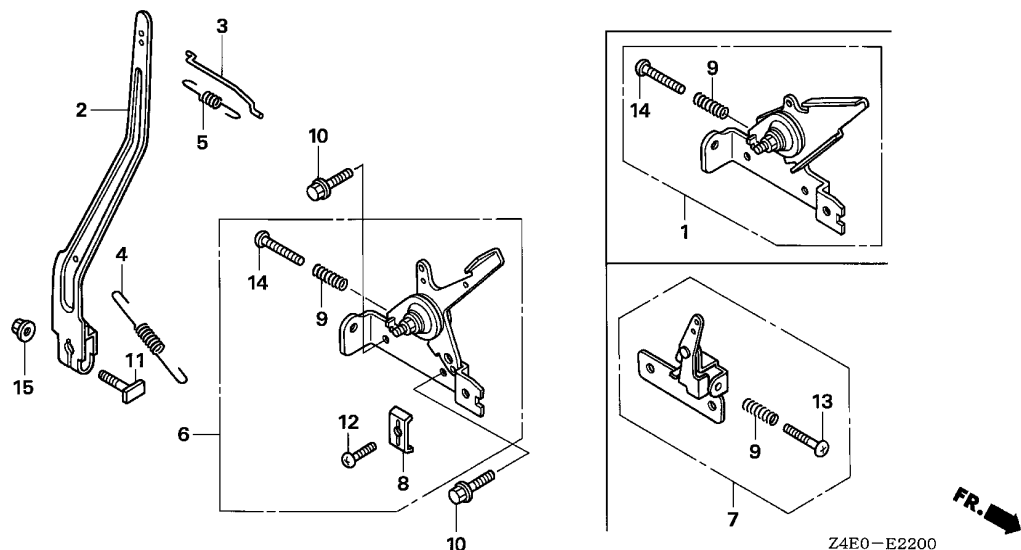
Ref. No.	Part No.	Description	Reqd. QTY		Serial No.	Parts catalogue code
			GX	U		
1	13331-ZM7-000	KEY, SPECIAL	1			
2	28451-Z0D-V02	PULLEY, STARTER	1			BE14,KRAM,KRA2,KRB,KRBD,KRBM,KRB4,KRE4,KRF2,KRG,KRM,KRMB,KRMG,KRS,KRS2,KRW,KRW2,KR4,SE3,VEA,VEG,VE3
3	30500-Z0D-V02	COIL ASSY., IGNITION	1			KRAM,KRA2,KRB,KRBD,KRBM,KRB4,KRE4,KRF2,KRG,KRM,KRMB,KRMG,KRS,KRS2,KRW,KRW2,KR4
4	30500-Z0D-013	COIL ASSY., IGNITION	1			BE14,QAD,QA2,QA26,QBE,QE,QE14,QXU2,SA2,SE,SE14,SE3,VA2,VEA,VEG,VE3,VE4,VSW4
5	30564-ZA5-000	GROMMET, CORD	1			
6	30700-Z0D-V01	TERMINAL ASSY., HIGH TENSION	1			KRAM,KRA2,KRB,KRBD,KRBM,KRB4,KRE4,KRF2,KRG,KRM,KRMB,KRMG,KRS,KRS2,KRW,KRW2,KR4
7	30701-883-000	CLIP, HIGH TENSION CORD (8MM)	1			BE14,KRAM,KRA2,KRB,KRBD,KRBM,KRB4,KRE4,KRF2,KRG,KRM,KRMB,KRMG,KRS,KRS2,KRW,KRW2,KR4,QAD,QA2,QA26,QBE,QE,QE14,SA2,SE,SE14,SE3,VEA,VEG,VE3
8	31110-Z0D-003	FLYWHEEL COMP.	1			
9	32195-Z0D-000	CORD, STOP SWITCH	1			BE14,KRAM,KRA2,KRB,KRBD,KRBM,KRB4,KRE4,KRF2,KRG,KRM,KRMB,KRMG,KRS,KRS2,KRW,KRW2,KR4,QAD,QA2,QA26,QBE,QE,QE14,SA2,SE,SE14,SE3,VEA,VEG,VE3
10	90022-888-010	BOLT, FLANGE, 6X20(CT200) ...	2			
11	90531-011-010	WASHER, 12MM	1			QAD,QA2,QA26,QBE,QE,QE14,QXU2,SA2,SE,SE14,VA2,VE4,VSW4
12	94050-12000	NUT, FLANGE, 12MM	1			



Ref. No.	L.O.N.	(Relative ref. Number) Description	F.R.T.
2	6111B3	CORD, STOP SWITCH	0.2
3	6151A0	ALERT UNIT, ENGINE OIL	0.2
4		(9)	
	6151E8	SWITCH, OIL LEVEL	0.8

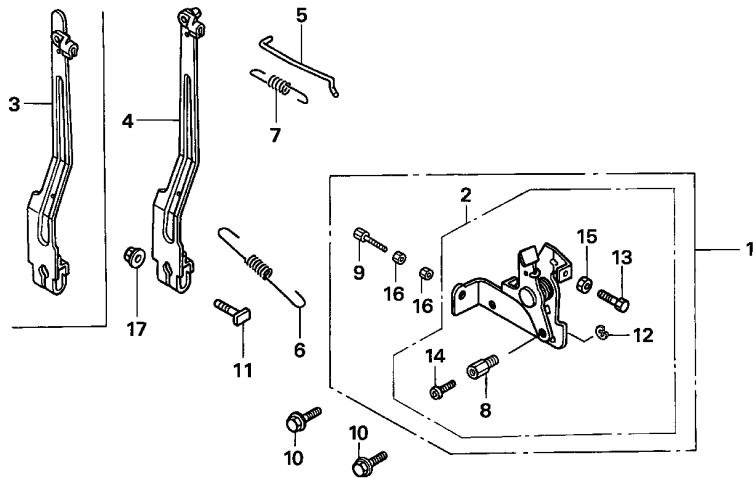
Ref. No.	Part No.	Description	Reqd. QTY	Serial No.	Parts catalogue code
			GX 100 U		
1	32112-Z0D-800	BRACKET, OIL ALERT UNIT	1	-----	QXU2,VA2,VE4
2	32195-Z0D-U00	CORD, STOP SWITCH	1	-----	VSW4
	32195-Z0D-800	1	-----	QXU2,VA2,VE4
3	34150-ZH7-003	ALERT UNIT, OIL	1	-----	QXU2,VA2,VE4
4	35480-Z0D-U01	SWITCH ASSY., OIL LEVEL	1	-----	VSW4
	35480-Z0D-003	1	-----	QXU2,VA2,VE4
5	90014-952-000	BOLT, FLANGE, 6X14(CT200) ...	2	-----	VSW4
			3	-----	QXU2,VA2,VE4
6	90650-SB2-003	CLIP, WIRE HARNESS, 10MM	1	-----	QXU2,VA2,VE4
7	90659-170-000	CLIP, CABLE, 6MM(WHITE)	1	-----	VSW4
	90682-959-661	CLIP B, CABLE	1	-----	QXU2,VA2,VE4
8	90681-959-003	CLIP A, CABLE (NIFCO)	1	-----	VSW4
			2	-----	QXU2,VA2,VE4
9	91302-ZL8-003	O-RING, 11.8X2.4	1	-----	QXU2,VA2,VE4,VSW4
10	95701-06008-00	BOLT, FLANGE, 6X8	1	-----	QXU2,VA2,VE4





Ref. No.	L.O.N.	(Relative ref. Number) Description	F.R.T.
2	1161A0	ARM, GOVERNOR	0.2
3	1161B1	ROD, GOVERNOR	0.2
4	1161C5	SPRING, GOVERNOR	0.1
5	1161C2	SPRING, THROTTLE RETURN	0.2
6		(1,7)	
	1161A5	CONTROL, THROTTLE/GOVERNOR ...	0.2

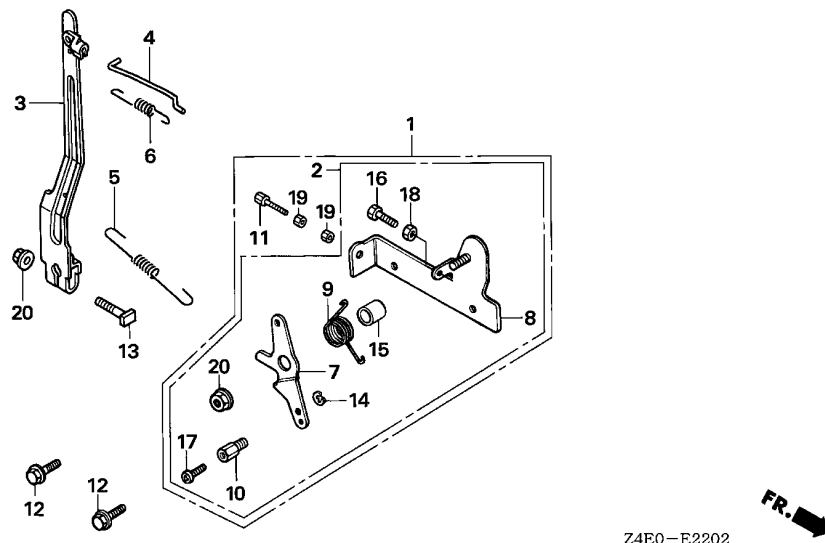
Ref. No.	Part No.	Description	Reqd. QTY	Serial No.	Parts catalogue code
			GX 100 U		
1	16500-Z0D-T00	CONTROL ASSY.	1	-----	BE14,SE3,VEA,VEG,VE3
2	16551-Z0D-010	ARM, GOVERNOR	1	-----	BE14,QAD,QA2,QA26,QBE,QE,QE14,QXU2,SA2,SE,SE14,SE3,VA2,VEA,VEG,VE3,VE4 VSW4
3	16555-Z0D-000	ROD, GOVERNOR	1	-----	BE14,QAD,QA2,QA26,QBE,QE,QE14,QXU2,SA2,SE,SE14,SE3,VA2,VEA,VEG,VE3,VE4 VSW4
4	16561-Z0D-U00	SPRING, GOVERNOR	1	-----	VSW4
	16561-Z0D-000	1	-----	BE14,QAD,QA2,QA26,QBE,QE,QE14,QXU2,SA2,SE,SE14,SE3,VA2,VEA,VEG,VE3,VE4
5	16562-Z0D-000	SPRING, THROTTLE RETURN	1	-----	BE14,QAD,QA2,QA26,QBE,QE,QE14,QXU2,SA2,SE,SE14,SE3,VA2,VEA,VEG,VE3,VE4 VSW4
6	16570-ZG0-W00	CONTROL ASSY. (STD.)	1	-----	QAD,QA2,QA26,QBE,QE,QE14,QXU2,SA2,SE,SE14
7	16500-Z0D-U00	CONTROL ASSY.	1	-----	VSW4
	16570-ZG0-800	CONTROL COMP.	1	-----	VA2,VE4
8	16576-891-000	HOLDER, CABLE	1	-----	QAD,QA2,QA26,QBE,QE,QE14,QXU2,SA2,SE,SE14
9	16584-883-300	SPRING, CONTROL ADJUSTING ...	1	-----	BE14,QAD,QA2,QA26,QBE,QE,QE14,QXU2,SA2,SE,SE14,SE3,VA2,VEA,VEG,VE3,VE4 VSW4
10	90014-952-000	BOLT, FLANGE, 6X14(CT200) ...	2	-----	BE14,QAD,QA2,QA26,QBE,QE,QE14,QXU2,SA2,SE,SE14,SE3,VA2,VEA,VEG,VE3,VE4 VSW4
11	90015-ZE5-010	BOLT, GOVERNOR ARM	1	-----	BE14,QAD,QA2,QA26,QBE,QE,QE14,QXU2,SA2,SE,SE14,SE3,VA2,VEA,VEG,VE3,VE4 VSW4
12	93500-05016-0A	SCREW, PAN, 5X16	1	-----	QAD,QA2,QA26,QBE,QE,QE14,QXU2,SA2,SE,SE14
13	92301-05020-0A	BOLT, RECESSED, 5X20	1	-----	VSW4
	93500-05020-0A	SCREW, PAN, 5X20	1	-----	VA2,VE4
14	93500-05025-0A	SCREW, PAN, 5X25	1	-----	BE14,QAD,QA2,QA26,QBE,QE,QE14,QXU2,SA2,SE,SE14,SE3,VEA,VEG,VE3
15	94050-06000	NUT, FLANGE, 6MM	1	-----	BE14,QAD,QA2,QA26,QBE,QE,QE14,QXU2,SA2,SE,SE14,SE3,VA2,VEA,VEG,VE3,VE4 VSW4



Ref. No.	L.O.N.	(Relative ref. Number) Description	F.R.T.
1		(2)	
1161A5		CONTROL, THROTTLE/GOVERNOR ...	0.2
4		(3)	
1161A0		ARM, GOVERNOR	0.2
5		ROD, GOVERNOR	0.2
6		SPRING, GOVERNOR	0.1
7		SPRING, THROTTLE RETURN	0.2

Ref. No.	Part No.	Description	Reqd. QTY	Serial No.	Parts catalogue code
			GX 100 U		
1	16500-ZG0-V90	CONTROL ASSY.	1	-----	KRA2,KRF2,KRS2,KRW2
2	16500-Z0D-V50	CONTROL ASSY.	1	-----	KRB,KRBD,KRBM,KRB4
3	16550-Z0D-V01	ARM COMP., GOVERNOR	1	-----	KRBM,KRF2
4	16550-Z0D-V21	ARM COMP., GOVERNOR	1	-----	KRA2,KRB,KRBD,KRB4,KRS2,KRW2
5	16555-Z0D-V00	ROD, GOVERNOR	1	-----	KRBM,KRF2
	16555-Z0D-V20	1	-----	KRA2,KRB,KRBD,KRB4,KRS2,KRW2
6	16561-Z0D-V00	SPRING, GOVERNOR	1	-----	KRBM,KRF2
	16561-Z0D-V20	1	-----	KRA2,KRB,KRBD,KRB4,KRS2,KRW2
7	16562-Z0D-V00	SPRING, THROTTLE RETURN	1	-----	KRBM,KRF2
	16562-Z0D-V20	1	-----	KRA2,KRB,KRBD,KRB4,KRS2,KRW2
8	16594-883-010	HOLDER, WIRE	1	-----	KRA2,KRB,KRBD,KRBM,KRB4,KRF2,KRS2,KRW2
9	54717-ZG0-S00	BOLT, CABLE ADJUSTING (6X34)	1	-----	KRA2,KRF2,KRS2,KRW2
10	90014-952-000	BOLT, FLANGE, 6X14(CT200) ...	2	-----	KRA2,KRB,KRBD,KRBM,KRB4,KRF2,KRS2,KRW2
11	90015-ZE5-010	BOLT, GOVERNOR ARM	1	-----	KRA2,KRB,KRBD,KRBM,KRB4,KRF2,KRS2,KRW2
12	90605-230-000	CIRCLIP, 5MM	1	-----	KRA2,KRB,KRBD,KRBM,KRB4,KRF2,KRS2,KRW2
13	92301-05020-0A	BOLT, RECESSED, 5X20	1	-----	KRA2,KRB,KRBD,KRBM,KRB4,KRF2,KRS2,KRW2
14	93500-04006-0H	SCREW, PAN, 4X6	1	-----	KRA2,KRB,KRBD,KRBM,KRB4,KRF2,KRS2,KRW2
15	94001-05000-0S	NUT, HEX., 5MM	1	-----	KRA2,KRB,KRBD,KRBM,KRB4,KRF2,KRS2,KRW2
16	94002-06000-0S	NUT, HEX., 6MM	2	-----	KRA2,KRF2,KRS2,KRW2
17	94050-06000	NUT, FLANGE, 6MM	1	-----	KRA2,KRB,KRBD,KRBM,KRB4,KRF2,KRS2,KRW2

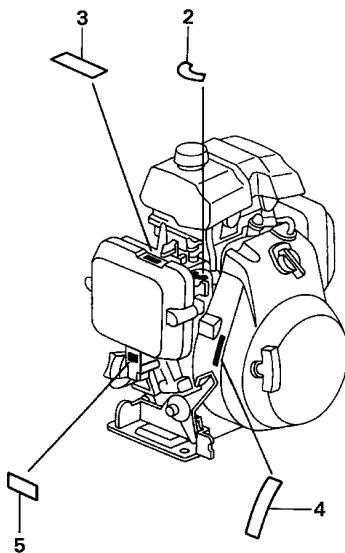
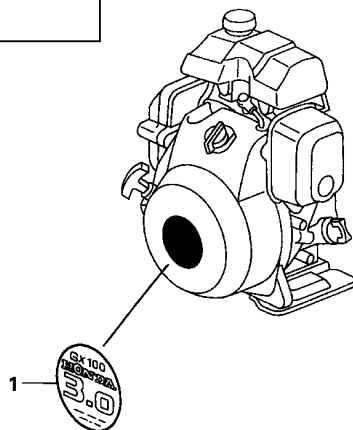
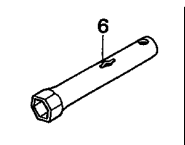




Ref. No.	L.O.N.	(Relative ref. Number) Description	F.R.T.
1		(2)	
1	1161A5	CONTROL, THROTTLE/GOVERNOR ...	0.2
3	1161A0	ARM, GOVERNOR	0.2
4	1161B1	ROD, GOVERNOR	0.2
5	1161C5	SPRING, GOVERNOR	0.1
6	1161C2	SPRING, THROTTLE RETURN	0.2
7		(9)	
	1161A8	LEVER, CONTROL	0.3
8	1161A2	BASE, CONTROL	0.3

2

Ref. No.	Part No.	Description	Reqd. QTY	Serial No.	Parts catalogue code
			GX 100 U		
1	16500-ZG0-U01	CONTROL ASSY. (REMOTE)	1	-----	KRE4,KRMB,KRW,KR4
2	16500-Z0D-V70	CONTROL ASSY. (BOMAG)	1	-----	KRAM,KRG,KRMG
	16500-Z0D-V80	CONTROL ASSY.	1	-----	KRM,KRS
3	16550-Z0D-V01	ARM COMP., GOVERNOR	1	-----	KRAM,KRE4,KRG,KRM,KRMB,KRMG,KRW,KR4
	16550-Z0D-V21	1	-----	KRS
4	16555-Z0D-V00	ROD, GOVERNOR	1	-----	KRAM,KRE4,KRG,KRM,KRMB,KRMG,KRW,KR4
	16555-Z0D-V20	1	-----	KRS
5	16561-Z0D-V00	SPRING, GOVERNOR	1	-----	KRAM,KRE4,KRG,KRM,KRMB,KRMG,KRW,KR4
	16561-Z0D-V20	1	-----	KRS
6	16562-Z0D-V00	SPRING, THROTTLE RETURN	1	-----	KRAM,KRE4,KRG,KRM,KRMB,KRMG,KRW,KR4
	16562-Z0D-V20	1	-----	KRS
7	16571-ZG0-810	LEVER, CONTROL (REMOTE)	1	-----	KRAM,KRE4,KRG,KRM,KRMB,KRMG,KRS,KRW,KR4
8	16572-ZG0-810	BASE COMP., CONTROL (REMOTE)	1	-----	KRAM,KRE4,KRG,KRMB,KRMG,KRW,KR4
	16581-Z0D-V80	BASE, CONTROL	1	-----	KRM,KRS
9	16575-Z0D-V70	SPRING, CONTROL LEVER RETURN	1	-----	KRAM,KRG,KRMG
	16592-896-610	SPRING, RETURN	1	-----	KRE4,KRM,KRMB,KRS,KRW,KR4
10	16594-883-010	HOLDER, WIRE	1	-----	KRAM,KRE4,KRG,KRM,KRMB,KRMG,KRS,KRW,KR4
11	54717-ZG0-S00	BOLT, CABLE ADJUSTING (6X34)	1	-----	KRE4,KRMB,KRW,KR4
12	90014-952-000	BOLT, FLANGE, 6X14(CT200) ...	2	-----	KRAM,KRE4,KRG,KRM,KRMB,KRMG,KRS,KRW,KR4
13	90015-ZE5-010	BOLT, GOVERNOR ARM	1	-----	KRAM,KRE4,KRG,KRM,KRMB,KRMG,KRS,KRW,KR4
14	90605-230-000	CIRCLIP, 5MM	1	-----	KRAM,KRE4,KRG,KRM,KRMB,KRMG,KRS,KRW,KR4
15	91552-ZG0-810	COLLAR, CONTROL LEVER	1	-----	KRAM,KRE4,KRG,KRM,KRMB,KRMG,KRS,KRW,KR4
16	92301-05020-0A	BOLT, RECESSED, 5X20	1	-----	KRAM,KRE4,KRG,KRM,KRMB,KRMG,KRS,KRW,KR4
17	93500-04006-0H	SCREW, PAN, 4X6	1	-----	KRAM,KRE4,KRG,KRM,KRMB,KRMG,KRS,KRW,KR4
18	94001-05000	NUT, HEX., 5MM	1	-----	KRAM,KRE4,KRG,KRM,KRMB,KRMG,KRS,KRW,KR4
19	94002-06000-0S	NUT, HEX., 6MM	2	-----	KRE4,KRMB,KRW,KR4
20	94050-06000	NUT, FLANGE, 6MM	2	-----	KRAM,KRE4,KRG,KRM,KRMB,KRMG,KRS,KRW,KR4



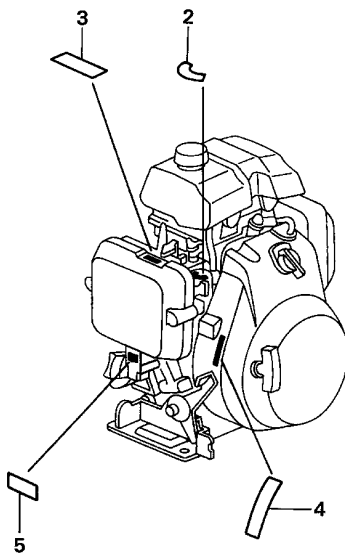
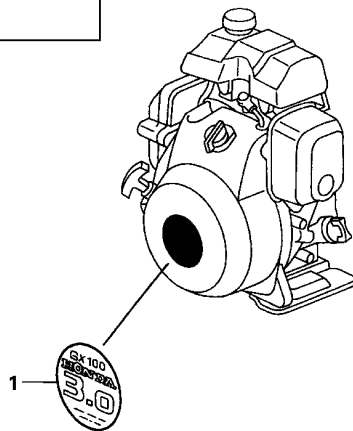
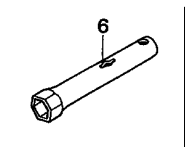
Z4E0-E2800

Ref. L.O.N. (Relative ref. Number) F.R.T.
No. Description

NO INFORMATION

Ref. No.	Part No.	Description	Reqd. QTY	Serial No.	Parts catalogue code
			GX 100 U		
1	87521-Z0D-V01	EMBLEM (RAMMER)	1	-----	BE14,KRAM,KRA2,KRB,KRBD,KRBM,KRB4,KRE4,KRF2,KRG,KRM,KRMB,KRMG,KRS,KRS2 KRW,KRW2,KR4,SE3,VEA,VEG,VE3
	87521-Z0D-010	EMBLEM (GX100)	1	-----	QAD,QA2,QA26,QBE,QE,QE14,QXU2,SA2,SE,SE14,VA2,VE4
2	87528-ZG0-W40	MARK, COCK (EXTERNAL)	1	-----	BE14,QAD,QA2,QA26,QBE,QE,QE14,QXU2,SA2,SE,SE14,SE3,VA2,VEA,VEG,VE3,VE4
3	87528-Z0D-000	MARK, CHOKE INDICATION	1	-----	BE14,KRB,KRBD,KRBM,KRB4,KRE4,KRF2,KRM,KRMB,KRMG,KRS,KRW,KRW2,KR4,QAD,QA26 QBE,QE,QE14,QXU2,SA2,SE,SE14,SE3,VA2,VEA,VEG,VE3,VE4,VSW4
4	87532-Z4E-000	MARK, THROTTLE INDICATION ...	1	-----	BE14,QAD,QA26,QBE,QE,QE14,QXU2,SA2,SE,SE14,SE3,VEA,VEG,VE3
5	87601-ZM3-720	MARK, TYPE (SA2)	1	-----	SA2
	87601-ZM3-810	MARK, TYPE (SE)	1	-----	SE
	87601-Z0D-R00	MARK, TYPE (VSW4)	1	-----	VSW4
	87601-Z0D-R10	MARK, TYPE (KRS2)	1	-----	KRS2
	87601-Z0D-R20	MARK, TYPE (VEG)	1	-----	VEG
	87601-Z0D-R30	MARK, TYPE (VEA)	1	-----	VEA
	87601-Z0D-R40	MARK, TYPE (QXU2)	1	-----	QXU2
	87601-Z0D-R50	MARK, TYPE (KRBM)	1	-----	KRBM
	87601-Z0D-R70	MARK, TYPE (KRMG)	1	-----	KRMG
	87601-Z0D-R80	MARK, TYPE (KRMB)	1	-----	KRMB
	87601-Z0D-T00	MARK, TYPE (QE14)	1	-----	QE14
	87601-Z0D-T10	MARK, TYPE (BE14)	1	-----	BE14
	87601-Z0D-T30	MARK, TYPE (SE14)	1	-----	SE14
	87601-Z0D-T40	MARK, TYPE (SE3)	1	-----	SE3
	87601-Z0D-T50	MARK, TYPE (VE3)	1	-----	VE3
	87601-Z0D-T60	MARK, TYPE (KRAM)	1	-----	KRAM
	87601-Z0D-T70	MARK, TYPE (KRM)	1	-----	KRM
	87601-Z0D-T80	MARK, TYPE (QBE)	1	-----	QBE
	87601-Z0D-T90	MARK, TYPE (KRW)	1	-----	KRW
	87601-Z0D-U10	MARK, TYPE (KRB4)	1	-----	KRB4
	87601-Z0D-U40	MARK, TYPE (QAD)	1	-----	QAD
	87601-Z0D-U50	MARK, TYPE (KRW2)	1	-----	KRW2

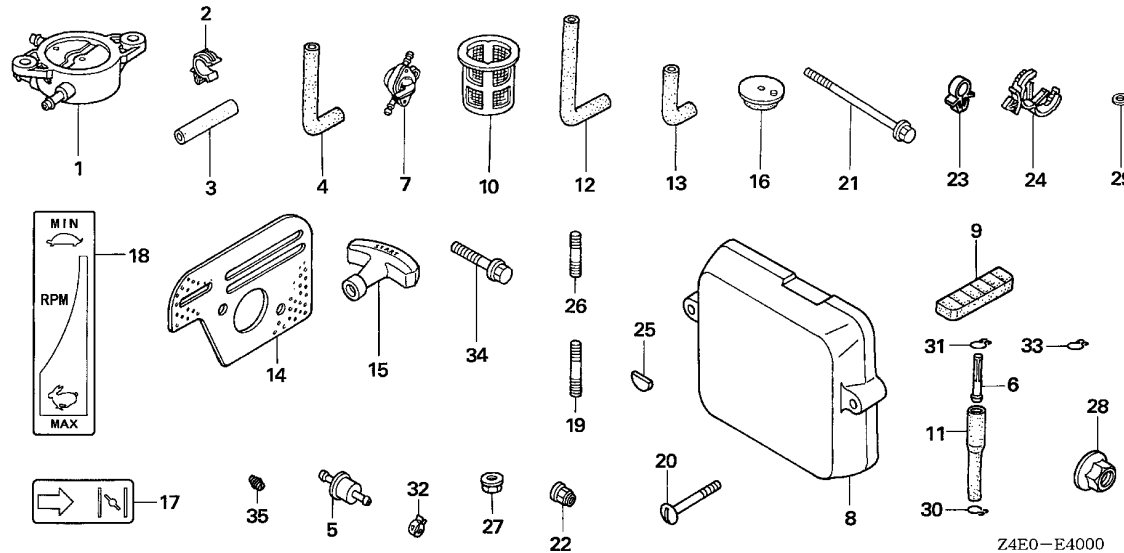




Z4E0-E2800

2

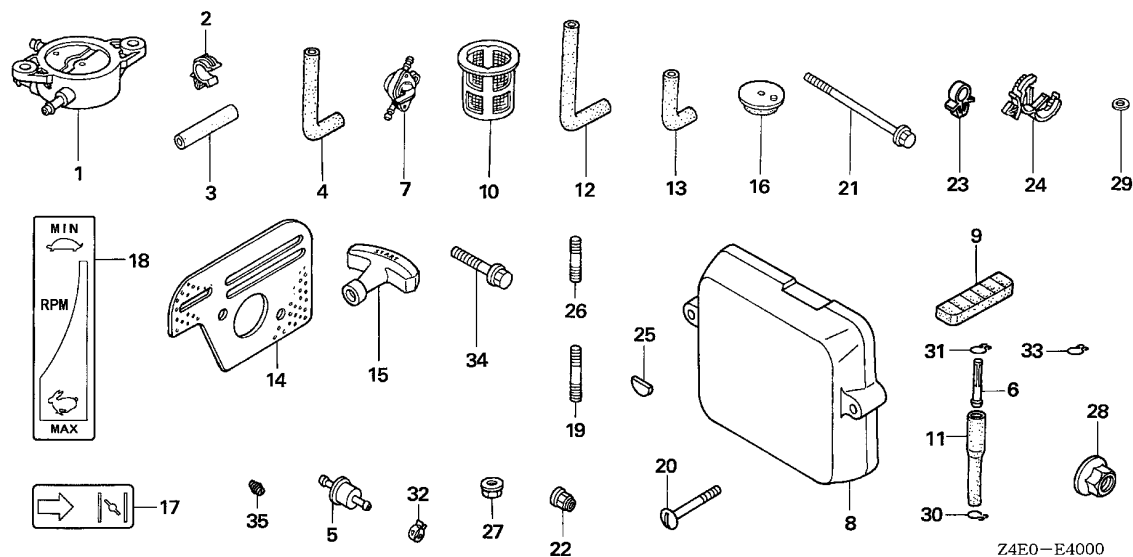
Ref. No.	Part No.	Description	Reqd. QTY		Serial No.	Parts catalogue code
			GX	U		
(5)	87601-Z0D-U80	MARK, TYPE (KRBD)	1	-----	-----	KRBD
	87601-Z0D-U90	MARK, TYPE (KRF2)	1	-----	-----	KRF2
	87601-Z0D-V00	MARK, TYPE (KR4)	1	-----	-----	KR4
	87601-Z0D-V10	MARK, TYPE (KRE4)	1	-----	-----	KRE4
	87601-Z0D-V40	MARK, TYPE (KRA2)	1	-----	-----	KRA2
	87601-Z0D-V50	MARK, TYPE (KRB)	1	-----	-----	KRB
	87601-Z0D-V70	MARK, TYPE (KRG)	1	-----	-----	KRG
	87601-Z0D-V80	MARK, TYPE (KRS)	1	-----	-----	KRS
	87601-Z0D-820	MARK, TYPE (QE)	1	-----	-----	QE
	87601-Z0D-830	MARK, TYPE (QA2)	1	-----	-----	QA2
	87601-Z0D-840	MARK, TYPE (QA26)	1	-----	-----	QA26
	87601-Z0D-860	MARK, TYPE (VE4)	1	-----	-----	VE4
	87601-Z0D-870	MARK, TYPE (VA2)	1	-----	-----	VA2
6	89216-130-690	WRENCH, SPARK PLUG	1	-----	-----	KRAM,KRA2,KRB,KRBD,KRBM,KRB4,KRF2,KRG,KRM,KRMG,KRS,KRS2,KRW,KRW2,SA2,VEG VSW4



Ref. L.O.N. (Relative ref. Number) F.R.T.
No. Description

NO INFORMATION

Ref. No.	Part No.	Description	Reqd. QTY	Serial No.	Parts catalogue code
1	16700-ZL8-013	PUMP ASSY., FUEL	1	-----	VSW4
2	16731-ZE2-003	CLIP, TUBE	1	-----	VSW4
3	16854-ZH8-810	RUBBER, SUPPORTER (50MM)	1	-----	VSW4
4	16882-Z0D-U00	TUBE, DIAPHRAGM	1	-----	VSW4
5	16910-GB2-005	STRAINER COMP., FUEL	1	-----	KRF2
6	16952-ZE6-000	STRAINER, FUEL	1	-----	VSW4
7	16960-YA0-015	COCK ASSY., FUEL (DRAIN)	1	-----	VSW4
8	17231-Z0D-V61	COVER, AIR CLEANER	1	-----	KRS2
9	17533-ZM7-000	RUBBER B, TANK MOUNTING	2	-----	VSW4
10	17670-ZC3-700	FILTER COMP., FUEL	1	-----	VSW4
11	17701-Z0D-U00	TUBE, FUEL TANK	1	-----	VSW4
12	17702-Z0D-U00	TUBE A, FUEL	1	-----	VSW4
13	17703-Z0D-U00	TUBE B, FUEL	1	-----	VSW4
14	18381-Z0D-000	GASKET, MUFFLER	1	-----	VSW4
15	28461-Z0D-003	GRIP, STARTER	1	-----	VSW4
16	60407-ZA7-000	RUBBER, BOTTOM	4	-----	VSW4
17	87528-Z0D-000	MARK, CHOKE INDICATION	1	-----	KRAM,KRA2,KRG,KRS2,QA2
18	87532-Z4E-000	MARK, THROTTLE INDICATION	1	-----	KRA2,KRS2,QA2
19	90001-ZK7-V00	BOLT, STUD, 10X32	4	-----	KRS
20	90011-Z0D-000	BOLT, AIR CLEANER COVER	2	-----	KRS2
21	90015-ZG0-801	BOLT, FLANGE, 6X65	1	-----	VSW4
22	90343-ZE6-000	NUT, SELF-LOCK, 6MM	2	-----	VSW4
23	90681-959-003	CLIP A, CABLE (NIFCO)	1	-----	QXU2,VA2,VE4,VSW4
24	90684-ZA0-601	CLIP, HARNESS	4	-----	VSW4
25	90741-Z0D-V50	KEY, WOODRUFF, 13X12	1	-----	KRB,KRBD,KRBM,KRB4,KRS2



Ref. No.	Part No.	Description	Reqd. QTY		Serial No.	Parts catalogue code
			GX	U		
26	92900-08025-0E	BOLT, STUD, 8X25	4	-----	-----	KRAM
27	94050-10000	NUT, FLANGE, 10MM	4	-----	-----	KRS
28	94050-12000	NUT, FLANGE, 12MM	1	-----	-----	KRS2
29	94103-08000	WASHER, PLAIN, 8MM	6	-----	-----	VSW4
30	95002-02080	CLIP, TUBE (B8)	3	-----	-----	VSW4
31	95002-02100	CLIP, TUBE (B10)	2	-----	-----	VSW4
32	95002-40850-08	CLAMP, TUBE (D8.5)	1	-----	-----	KRBM,KRM,KRS
			2	-----	-----	KRF2
33	95002-70000	CLIP, TUBE (C11)	1	-----	-----	VSW4
34	95701-08045-00	BOLT, FLANGE, 8X45	3	-----	-----	VSW4
35	99101-Z4E-0560	JET, MAIN, #56	(1)			

PART NO. INDEX

G 2

Part Number	Address	Page	Ref.	Part Number	Address	Page	Ref.	Part Number	Address	Page	Ref.	Part Number	Address	Page	Ref.				
31000				87601-Z0D-T40	E14	47	5					94001-05000-0S	E12	45	15				
				87601-Z0D-T50	E14	47	5	90121-952-000	D3	20	10	94002-06000-0S	E12	45	16				
31110-Z0D-003	E9	42	8	87601-Z0D-T60	E14	47	5	90131-ZE1-000	D3	20	11	E13	46	19	99101-Z0D-0500	E2	35	41	
				87601-Z0D-T70	E14	47	5	90201-ZM0-000	E7	40	16	94002-12000-0S	D5	22	7	99101-Z0D-0520	E2	35	41
				87601-Z0D-T80	E14	47	5	90206-001-000	D7	24	13	94050-05000	E3	36	11	99101-Z0D-0540	E2	35	41
32000				87601-Z0D-T90	E14	47	5	90343-ZE6-000	E6	39	9	94050-06000	E4	37	12	99101-Z4E-0560	F1	50	35
32112-Z0D-800	E10	43	1	87601-Z0D-U10	E14	47	5		E7	40	17		E11	44	15	99101-ZG0-0550	D14	31	22
32195-Z0D-000	E9	42	9	87601-Z0D-U40	E14	47	5		E16	49	22		E12	45	17		D15	32	20
32195-Z0D-800	E10	43	2	87601-Z0D-U50	E14	47	5	90451-ZE1-000	D4	21	12		E13	46	20	99101-ZG0-0580	D14	31	22
32195-Z0D-U00	E10	43	2	87601-Z0D-U80	E15	48	5	90510-KY1-000	E7	40	18	94050-10000	F1	50	27		D15	32	20
				87601-Z0D-U90	E15	48	5	90531-011-010	E9	42	11	94050-12000	E9	42	12	99101-ZG0-0600	D14	31	22
				87601-Z0D-V00	E15	48	5	90551-ZE0-000	D6	23	6		F1	50	28		D15	32	20
34000				87601-Z0D-V10	E15	48	5	90601-ZE1-000	D4	21	13	94101-06800	D4	21	19	99204-ZE0-0350	D15	32	21
34150-ZH7-003	E10	43	3	87601-Z0D-V40	E15	48	5	90602-ZE1-000	D4	21	14	94103-08000	F1	50	29	99204-ZE2-0350	D14	31	23
				87601-Z0D-V50	E15	48	5	90605-230-000	E12	45	12	94251-08000	D4	21	20				
				87601-Z0D-V70	E15	48	5		E13	46	14	94301-08200	D4	21	21				
				87601-Z0D-V80	E15	48	5	90650-SB2-003	E10	43	6	94303-06100	D4	21	22				
35120-Z0D-V81	D12	29	2	87601-ZM3-720	E14	47	5	90659-170-000	E10	43	7								
35480-Z0D-003	E10	43	4	87601-ZM3-810	E14	47	5	90681-959-003	E10	43	8	95000							
35480-Z0D-U01	E10	43	4						E16	49	23								
				89000				90682-959-661	E10	43	7	95001-45050-50	E7	40	19				
54000								90684-ZA0-601	E16	49	24	95001-45080-50	E8	41	19				
54717-ZG0-S00	E12	45	9	89216-130-690	E15	48	6	90741-883-810	D5	22	6	95001-45100-50	E8	41	19				
	E13	46	11	90000				90741-Z0D-V50	E16	49	25	95001-45120-50	E1	34	39				
								90745-ZE1-600	D5	22	6	95001-45210-50	D15	32	17				
				90001-ZK7-V00	E16	49	19	91000				95001-45270-50	E8	41	20				
				90001-ZM7-000	D6	23	5					95001-45310-50	E8	41	19				
60407-ZA7-000	E16	49	16	90002-Z0D-000	D9	26	4	91001-Z0D-V01	D5	22	8	95001-45400-50	D15	32	17				
				90003-ZH8-003	D11	28	12	91202-KJ9-003	D1	18	13		E1	34	39				
81000				90004-Z0D-000	E3	36	7		D4	21	15	95002-02080	E8	41	21				
				90004-ZL8-000	E5	38	9	91231-891-003	D4	21	16	95002-02100	F1	50	30				
81329-567-020	D12	29	3					91301-ZM0-V31	D7	24	14	95002-02100	E8	41	22				
				90008-ZM7-000	D1	18	11	91302-ZL8-003	E10	43	9	95002-40850-08	F1	50	31				
				90011-Z0D-000	E3	36	8	91552-ZG0-810	E13	46	15		D15	32	18				
					E16	49	20					95002-40850-08	E2	35	40				
87521-Z0D-010	E14	47	1	90012-333-000	D7	24	12	92000					E8	41	23				
87521-Z0D-V01	E14	47	1	90013-ZE6-710	E6	39	7						F1	50	32				
87528-Z0D-000	E14	47	3	90014-952-000	D1	18	12	92301-05020-0A	E11	44	13	95002-70000	F1	50	33				
	E16	49	17		D12	29	4		E12	45	13	95003-05010-31	D14	31	21				
87528-ZG0-W40	E14	47	2		E5	38	10		E13	46	16	95003-05025-31	D15	32	19				
87532-Z4E-000	E14	47	4		E6	39	6	92900-08025-0E	D4	21	17	95003-05025-31	D14	31	21				
	E16	49	18		E10	43	5		F1	50	26	95003-36021-20	E2	35	39				
87601-Z0D-820	E15	48	5		E11	44	10					95701-06008-00	D11	28	13				
87601-Z0D-830	E15	48	5		E12	45	10	93000					E10	43	10				
87601-Z0D-840	E15	48	5		E13	46	12					95701-08018-00	D4	21	23				
87601-Z0D-860	E15	48	5	90015-ZE5-010	E11	44	11	93402-10040-00	D4	21	18	95701-08025-00	D4	21	23				
87601-Z0D-870	E15	48	5		E12	45	11	93500-03005-0A	D1	18	14	95701-08040-00	D4	21	24				
87601-Z0D-R00	E14	47	5		E13	46	13	93500-03006-1H	D14	31	20	95701-08045-00	D4	21	24				
87601-Z0D-R10	E14	47	5	90015-ZG0-801	E16	49	21	93500-04006-0H	E12	45	14		F1	50	34				
87601-Z0D-R20	E14	47	5	90022-888-010	E9	42	10		E13	46	17	96000							
87601-Z0D-R30	E14	47	5	90041-Z0D-V00	E3	36	9	93500-05016-0A	E11	44	12								
87601-Z0D-R40	E14	47	5	90041-Z0D-V20	E3	36	9	93500-05020-0A	E11	44	13	96100-62040-00	D4	21	25				
87601-Z0D-R50	E14	47	5	90042-Z0D-V00	E3	36	10	93500-05025-0A	E11	44	14		D5	22	8				
87601-Z0D-R70	E14	47	5	90042-Z0D-V20	E3	36	10	93892-04012-18	D15	32	16								
87601-Z0D-R80	E14	47	5	90042-Z0D-V70	E3	36	10					98000							
87601-Z0D-T00	E14	47	5	90048-Z0D-V00	E6	39	7	94000											
87601-Z0D-T10	E14	47	5	90055-ZE1-000	E5	38	11					98056-55757	D2	19	15				
87601-Z0D-T30	E14	47	5				12	94001-05000	E13	46	18	98056-55777	D2	19	15				

PART NAME INDEX

H 2

Part name	Address	Page	Ref.	Part name	Address	Page	Ref.	Part name	Address	Page	Ref.
GUIDE ASSY., EX. VALVE	D1	18	2	[N]				PROTECTOR, MUFFLER	E5	38	2
GUIDE, IN. VALVE	D1	18	3	NOZZLE, MAIN	D13	30	12		E6	39	2
GUIDE, RATCHET	D10	27	5		D15	32	11	PULLEY COMP., CAMSHAFT	D7	24	2
[H]				NUT, FLANGE, 10MM	F1	50	27	PULLEY, STARTER	E9	42	2
HOLDER, CABLE	E11	44	8	NUT, FLANGE, 12MM	E9	42	12	PUMP ASSY., FUEL	E16	49	1
HOLDER, WIRE	E12	45	8		F1	50	28	[R]			
	E13	46	10	NUT, FLANGE, 5MM	E3	36	11	RATCHET, STARTER	D10	27	4
HOSE, FUEL, 4.5X100	E8	41	19	NUT, FLANGE, 6MM	E4	37	12	REEL, RECOIL STARTER	D10	27	3
HOSE, FUEL, 4.5X120	E1	34	39		E7	40	16	RETAINER, VALVE SPRING	D7	24	11
HOSE, FUEL, 4.5X270	E8	41	20	NUT, HEX., 12MM	D5	22	7	RING SET, PISTON	D6	23	1
HOSE, FUEL, 4.5X310	E8	41	19	NUT, HEX., 5MM	E12	45	15	ROD ASSY., CONNECTING	D6	23	4
HOSE, FUEL, 4.5X400	D15	32	17		E13	46	20	ROD, GOVERNOR	E11	44	3
	E1	34	39	NUT, HEX., 6MM	E12	45	16		E12	45	5
HOSE, FUEL, 4.5X50	E7	40	19		E13	46	18	ROPE, RECOIL STARTER	D10	27	9
[I]				NUT, SELF-LOCK, 6MM	E6	39	9	ROPE, STARTER	D9	26	3
INSULATOR B, CARBURETOR	E1	34	34		E7	40	17	RUBBER A, TANK MOUNTING	E7	40	4
INSULATOR, CARBURETOR	D13	30	13	NUT, TAPPET ADJUSTING	E16	49	22	RUBBER B, TANK MOUNTING	E7	40	6
	D15	32	13		D7	24	13		E16	49	9
	E1	34	32	[O]				RUBBER, BOTTOM	E16	49	16
[J]				OIL SEAL, 20X32X6	D1	18	13	RUBBER, SUPPORTER	E16	49	3
JET	E2	35	41		D4	21	15	[S]			
JET SET, PILOT,	D14	31	23	OIL SEAL, 6X11X4	D4	21	16	SCREEN, INLET	D16	33	5
	D15	32	21	0-RING, 11.8X2.4	E10	43	9	SCREW	D16	33	11
JET, MAIN,	D14	31	22	0-RING, 6.8X1.9	D7	24	14		E1	34	29
	D15	32	20	[P]				SCREW-WASHER, 4X12	D15	32	16
	F1	50	35	PACKING B, INSULATOR	E1	34	35	SCREW ASSY.	E1	34	24
[K]				PACKING, AIR CLEANER	E3	36	4	SCREW SET	D13	30	7
KEY, 4.78X4.78X38	D5	22	6		E3	36	5		D15	32	5
KEY, 5X5X33	D5	22	6	PACKING, AIR INTAKE JOINT	E3	36	5	SCREW SET, DRAIN	D13	30	6
KEY, SPECIAL	E9	42	1	PACKING, CARBURETOR	D14	31	15		D15	32	6
KEY, WOODRUFF, 13X12	E16	49	25		D15	32	15	SCREW SET, PILOT	D13	30	5
[L]				PACKING, FUEL CAP	E1	34	37	SCREW, IDLE ADJUSTING	D16	33	18
LEVER SET, CHOKE	D15	32	8	PACKING, FUEL COCK	D14	31	19	SCREW, PAN, 3X5	D1	18	14
LEVER, COCK	D14	31	16	PACKING, INSULATOR	D13	30	14	SCREW, PAN, 3X6	D14	31	20
LEVER, CONTROL	E13	46	7		D15	32	14	SCREW, PAN, 4X6	E12	45	14
LEVER, METERING	D16	33	8	PACKING, OIL FILLER CAP	D3	20	6		E13	46	17
LEVER, THROTTLE	D16	33	16	PIN, LOCK, 8MM	D4	21	20	SCREW, PAN, 5X16	E11	44	12
[M]				PIN, METERING LEVER	D16	33	7	SCREW, PAN, 5X20	E11	44	13
MARK, CHOKE INDICATION	E14	47	3	PIN, PISTON	D6	23	3	SCREW, PAN, 5X25	E11	44	14
	E16	49	17	PIPE, BREATHER	D1	18	7	SCREW, SETTING	D11	28	12
MARK, COCK	E14	47	2	PISTON	D6	23	2	SCREW, TAPPET ADJUSTING	D7	24	12
MARK, THROTTLE INDICATION	E14	47	4	PLATE, ARRESTER NUMBER	E5	38	6		E5	38	11
	E16	49	18	PLATE, INSULATOR	E1	34	36	SCREW, THROTTLE STOP	D13	30	11
MARK, TYPE	E14	47	5	PLATE, LEVER SETTING	D14	31	17		D15	32	10
	E15	48	5	PLATE, SIDE	D10	27	10	SCREW, VALVE	E1	34	23
MUFFLER COMP.	E5	38	1	PLATE, SLIDE	D11	28	11	SEAL, DUST	E1	34	30
	E6	39	1	PLATE, STOPPER	D1	18	9	SEAL, VALVE STEM	D7	24	1
				PLUG, SPARK	D2	19	15	SHAFT ASSY., CHOKE	E1	34	27
				PROTECTOR COMP., MUFFLER	E5	38	2	SHAFT, CAM PULLEY	D7	24	3

PART NAME INDEX

H 3

Part name	Address	Page	Ref.	Part name	Address	Page	Ref.	Part name	Address	Page	Ref.
SHAFT, GOVERNOR ARM	D3	20	9	VALVE, EX.	D7	24	9				
SHAFT, ROCKER ARM	D7	24	7	VALVE, INLET NEEDLE	D16	33	6				
SHAFT, THROTTLE	E1	34	21	VALVE, IN.	D7	24	8				
SLIDER, GOVERNOR	D3	20	8	VALVE, OIL OUTLET	D1	18	8				
SPACER, THROTTLE LEVER	D16	33	17	VALVE, THROTTLE	E1	34	20				
SPONGE, FUEL CAP BREATHER	E7	40	11								
SPRING	D16	33	12	[W]							
			19	WASHER, 12MM	E9	42	11				
	E1	34	25	WASHER, DRAIN PLUG, 10.2MM	D4	21	13				
SPRING, COCK LEVER	D14	31	18	WASHER, PLAIN, 15MM	E7	40	18				
SPRING, CONTROL ADJUSTING	E11	44	9	WASHER, PLAIN, 6MM	D4	21	19				
SPRING, CONTROL LEVER RETURN	E13	46	9	WASHER, PLAIN, 8MM	F1	50	29				
SPRING, FRICTION	D10	27	6	WASHER, THRUST, 6MM	D4	21	12				
SPRING, GOVERNOR	E11	44	4	WRENCH, SPARK PLUG	E15	48	6				
	E12	45	6								
	E13	46	5								
SPRING, PUMP	D16	33	9								
SPRING, RECOIL STARTER	D10	27	7								
SPRING, RETURN	E13	46	9								
SPRING, THROTTLE RETURN	E11	44	5								
	E12	45	7								
	E13	46	6								
SPRING, VALVE	D7	24	10								
STARTER ASSY., RECOIL	D9	26	1								
	D10	27	1								
STAY A, FUEL TANK	E7	40	7								
STAY B, FUEL TANK	E7	40	8								
			9								
STOPPER, THROTTLE LEVER	D16	33	15								
STRAINER COMP., FUEL	E7	40	1								
	E16	49	5								
STRAINER, FUEL	E7	40	2								
	E16	49	6								
SWITCH ASSY., ENGINE STOP	D12	29	2								
SWITCH ASSY., OIL LEVEL	E10	43	4								
[T]											
TANK, FUEL	E7	40	3								
TERMINAL ASSY., HIGH TENSION	E9	42	6								
TUBE A, FUEL	E16	49	12								
TUBE B, FUEL	E16	49	13								
TUBE, AIR VENT	D15	32	12								
TUBE, BREATHER	D1	18	10								
TUBE, DIAPHRAGM	E16	49	4								
TUBE, FUEL	E7	40	13								
TUBE, FUEL TANK	E16	49	11								
TUBE, FUEL, 4.5X210	D15	32	17								
TUBE, FUEL, 4.5X80	E8	41	19								
TUBE, VINYL, 11X13X210	E2	35	39								
TUBE, VINYL, 3.5X6.5X100	D14	31	21								
	D15	32	19								
TUBE, VINYL, 3.5X6.5X250	D14	31	21								
[V]											
VALVE SET, FLOAT	D13	30	2								
	D15	32	2								
VALVE, CHOKE	E1	34	28								

1

FOREWORD INDEX

2

ENGINE GROUP

3

PART NUMBER INDEX

4

PART NAME INDEX

HONDA
The Power of Dreams



PARTS CATALOGUE NEWS

Honda Motor Co., Ltd. Service Division

PARTS CATALOGUE - CORRECTED

Printed in Japan

CODE NO.	BOOKLET TYPE	13Z4E601
	MICRO- FICHE	13Z4E6EA
PARTS CATALOGUE TITLE	GX100U	
NEWS NO.	001	

GX100U-KRT/KRT4 TYPES sales parts information

NOTE: This Parts Catalogue News explains only the parts of the different model that are produced to conform to addition of the GX100U-KRT/KRT4 types.

As for the parts not listed on this Parts Catalogue News, use the parts of the GX100U-KRM /KRE4 types.

Model	Type		Parts catalogue type	Applicable engine serial No.	Applicable carburetor identification No.
GX100U	KRM	Base model	KRM	GCAGK-1000001~	HDA201 C
	KRT	Additional model	KRT		HDA227
	KRE4	Base model	KRE4		HDA201 C
	KRT4	Additional model	KRT4		HDA227

PARTS CATALOGUE NEWS

BOOKNo. : 13Z4E601

Block No.	Ref. No.	Part No.	Description	Reqd. QTY	Base Part No.	Parts catalogue code
				GX 100 U		
E-11-1	1		STARTER ASSY., RECOIL *NH1*.....BLACK	0	28400-Z0D-V02ZA	
	2		CASE COMP., RECOIL STARTER *NH1*.....BLACK	0	28410-Z0D-V02ZA	
E-12	1		COVER COMP., FAN *NH1*.....BLACK	0	19610-Z0D-V00ZB	
E-14-2	16	16046-Z0D-V03	LEVER, THROTTLE	1	16046-Z0D-V03	
	31	16100-Z4E-R92	CARBURETOR ASSY. (HDA 227) ...	1	16100-Z0D-V04	
	41	99101-Z0D-0540	JET (#54)	(1)	99101-Z0D-0500	
		99101-Z4E-0560	JET, MAIN, #56	1	99101-Z0D-0540	
E-28	5	87601-Z4E-R90	MARK, TYPE (KRT)	1	87601-Z0D-T70	KRT
		87601-Z4E-S00	MARK, TYPE (KRT4)	1	87601-Z0D-V10	KRT4

NOTE A:PART NO. CHANGE D:NEWLY PROVIDED E:PART NO.DELETION K:REQUIRED NO. CORRECTION L:APPLICATION SERIAL NO. CORRECTION
T:APPLICATION CORRECTION Z:REMARKS CHANGE



PARTS CATALOGUE NEWS

Honda Motor Co., Ltd. Service Division

PARTS CATALOGUE - CORRECTED

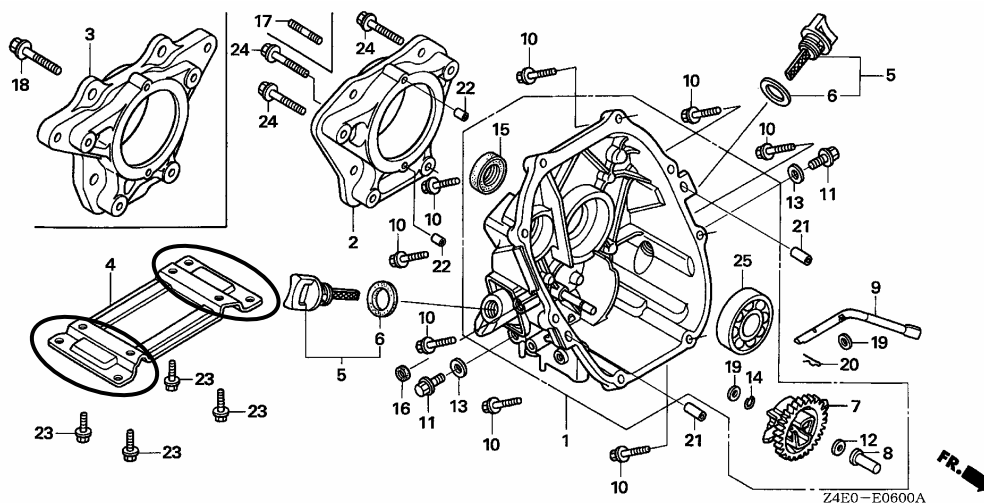
Printed in Japan

CODE NO.	BOOKLET TYPE	13Z4E601
	MICRO-FICHE	13Z4E6EA/FA
PARTS CATALOGUE TITLE	GX100U	
NEWS NO.	002	

Block No.	Ref. No.	Note	Part No.	Description	Reqd. QTY GX 100 U	Serial No.	Parts catalogue code
-----------	----------	------	----------	-------------	-----------------------------	------------	----------------------

E-6 CRANKCASE COVER

ILLUSTRATION-CORRECTED



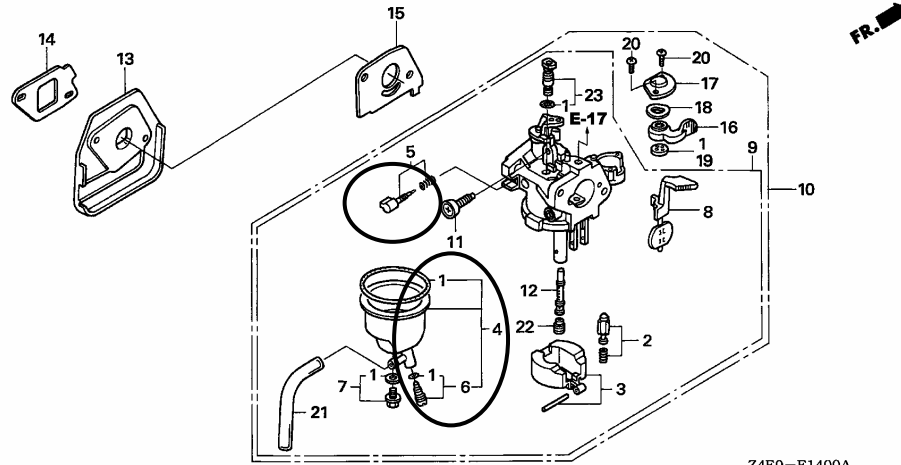
NOTE A:PART NO. CHANGE D:NEWLY PROVIDED E:PART NO.DELETION K:REQUIRED NO. CORRECTION L:APPLICATION SERIAL NO. CORRECTION
T:APPLICATION CORRECTION Z:REMARKS CHANGE

BOOKNo. : 13Z4E601

Block No.	Ref. No.	Note	Part No.	Description	Reqd. QTY GX 100 U	Serial No.	Parts catalogue code
-----------	----------	------	----------	-------------	-----------------------------	------------	----------------------

E-14 CARBURETOR (STANDARD)

ILLUSTRATION-CORRECTED



Z4E0-E1400A

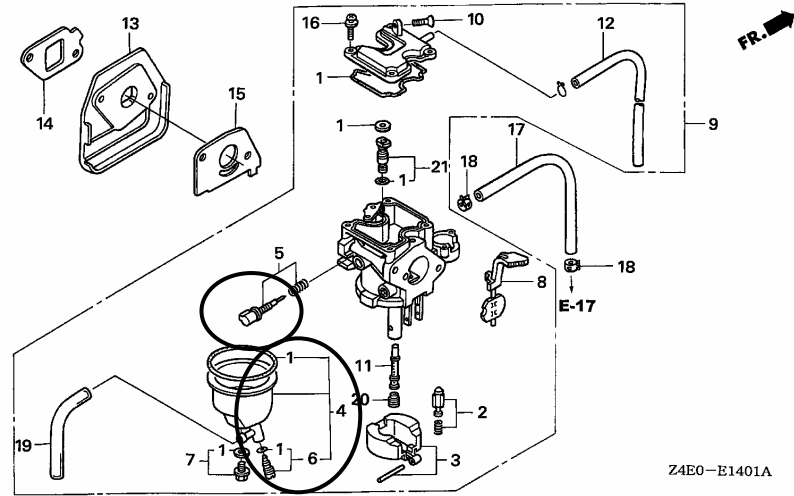
NOTE A:PART NO. CHANGE D:NEWLY PROVIDED E:PART NO. DELETION K:REQUIRED NO. CORRECTION L:APPLICATION SERIAL NO. CORRECTION
T:APPLICATION CORRECTION Z:REMARKS CHANGE

BOOKNo. : 13Z4E601

Block No.	Ref. No.	Note	Part No.	Description	Reqd. QTY	Serial No.	Parts catalogue code
					GX 100 U		

E-14-1 CARBURETOR (RAMMER FLOAT)

ILLUSTRATION-CORRECTED



Z4E0-E1401A

E-14-1	17	D	95001-45050-50	HOSE, FUEL, 4.5X50 (95001-45001-50M)	1	-----	KRS
		D	95001-45100-50	HOSE, FUEL, 4.5X100 (95001-45001-50M)	1	-----	KRS2
	18	T	95002-40850-08	CLAMP, TUBE (D8.5)	2	-----	KRA2, KRB, KRBD, KRB4, KRS, KRS2, KRW2

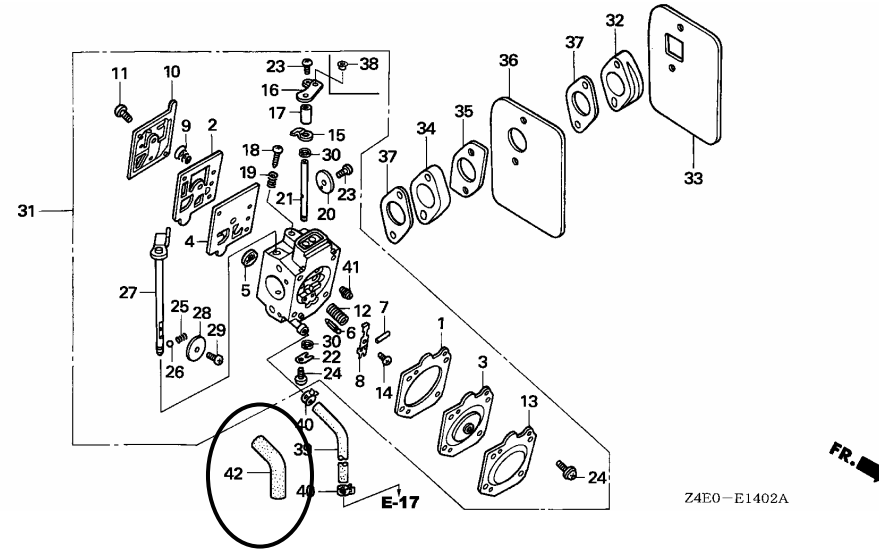
NOTE A:PART NO. CHANGE D:NEWLY PROVIDED E:PART NO.DELETION K:REQUIRED NO. CORRECTION L:APPLICATION SERIAL NO. CORRECTION
T:APPLICATION CORRECTION Z:REMARKS CHANGE

PARTS CATALOGUE NEWS

BOOKNo. : 13Z4E601

Block No.	Ref. No.	Note	Part No.	Description	Reqd. QTY GX 100 U	Serial No.	Parts catalogue code
-----------	----------	------	----------	-------------	-----------------------------	------------	----------------------

E-14-2 CARBURETOR (RAMMER FLOATLESS)



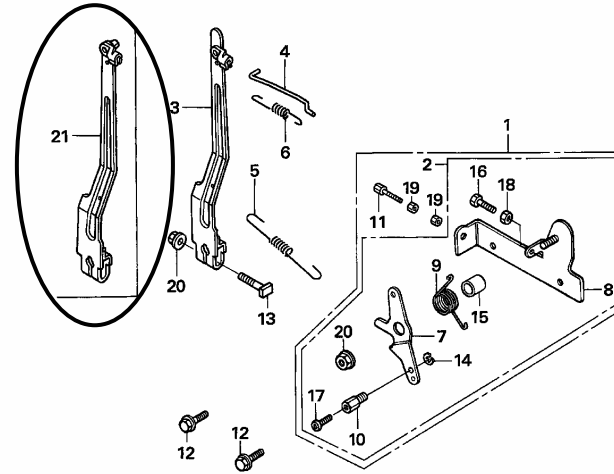
E-14-2	39	D	95001-45270-50	HOSE, FUEL, 4.5X270 (95001-45001-50M)	1	-----	KRBM
	42	E D	95003-36021-20 95003-36021-20	*PARTS NO. DELETION TUBE, VINYL, 11X13X210 (95003-36001-10M)	1	-----	KRBM
E-17	19	E	95001-45050-50	*PARTS NO. DELETION			
		E	95001-45100-50	*PARTS NO. DELETION			
	20	E	95001-45270-50	*PARTS NO. DELETION			
	23	T	95002-40850-08	CLAMP, TUBE (D8.5)	1	-----	KRBM, KRM, KRS, KRT
					2	-----	KRB, KRBD, KRB4
E-19	9	D	32195-Z0D-U00	CORD, STOP SWITCH	1	-----	VSW4
E-19-10	2	E	32195-Z0D-U00	*PARTS NO. DELETION			

NOTE A:PART NO. CHANGE D:NEWLY PROVIDED E:PART NO.DELETION K:REQUIRED NO. CORRECTION L:APPLICATION SERIAL NO. CORRECTION
T:APPLICATION CORRECTION Z:REMARKS CHANGE

PARTS CATALOGUE NEWS

BOOKNo. : 13Z4E601

Block No.	Ref. No.	Note	Part No.	Description	Reqd. QTY	Serial No.	Parts catalogue code
					GX 100 U		
E-22-2				CONTROL (RAMMER REMOTE) (2)			



Z4E0-E2202A **FR.** →

E-22-2	3	E	16550-Z0D-V21	*PARTS NO. DELETION			
	21	D	16550-Z0D-V21	ARM COMP., GOVERNOR	1	-----	KRS

NOTE A:PART NO. CHANGE D:NEWLY PROVIDED E:PART NO.DELETION K:REQUIRED NO. CORRECTION L:APPLICATION SERIAL NO. CORRECTION
T:APPLICATION CORRECTION Z:REMARKS CHANGE



PARTS CATALOGUE NEWS

Honda Motor Co., Ltd. Service Division

Printed in Japan

CODE NO.	BOOKLET TYPE	13Z4E601
	MICRO- FICHE	13Z4E6EA/FA
PARTS CATALOGUE TITLE	GX100U	
NEWS NO.	003	

GX100U-KREU and QXB4 TYPES sales parts information

NOTE: This Parts Catalogue News explains only the parts of the different model that are produced to conform to addition of the GX100U-KREU and QXB4 types.

As for the parts not listed on this Parts Catalogue News, use the parts of the GX100U-KRE4 and QBE types.

•Models, parts catalogue codes and applicable serial numbers

Model	Type		Parts catalogue type	Applicable engine serial No.	Applicable carburetor identification No.
GX100U	KRE4	Base model	KRE4	GCAGK- 1000001~	HDA 201C
	KREU	Additional model	KREU		HDA 201D
	QBE	Base model	QBE		BF32F B
	QXB4	Additional model	QXB4		

NOTE A:PART NO. CHANGE D:NEWLY PROVIDED E:PART NO. DELETION K:REQUIRED NO. CORRECTION L:APPLICATION SERIAL NO. CORRECTION
T:APPLICATION CORRECTION Z:REMARKS CHANGE

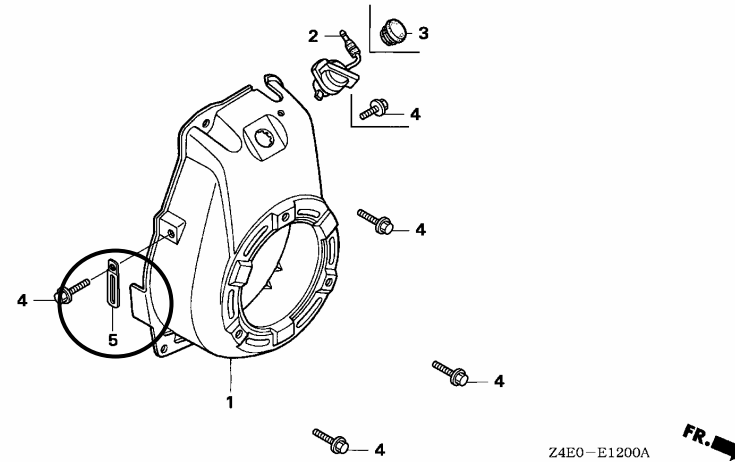
•Features of each type		Base type	Additional type	Base type	Additional type
Specifications	Model	GX100U			
	Type	KRE4	KREU	QBE	QXB4
Crankshaft	15mm Ø Straight				
	15.8mm Ø Straight			●	●
	17mm Ø Straight				
	M8 Tapered				
	M12 Stepped thread	●	●		
Oil alert					●
Fuel tank				●	●

PARTS CATALOGUE NEWS

BOOKNo. : 13Z4E601

Block No.	Ref. No.	Part No.	Description	Reqd. QTY		Base Part No.	Parts catalogue code
				GX 100 U			
E-6	1	11300-Z0D-Q00	COVER ASSY., CRANKCASE	1		11300-Z0D-409	KREU
		11300-Z0D-407	1		11300-Z0D-406	QXB4
	3		FLANGE, P.T.O.	0		11511-Z0D-V10	KREU
	22		DOWEL PIN, 6X10	0		94303-06100	KREU
	24		BOLT, FLANGE, 8X45	0		95701-08045-00	KREU
E-11-1	1		STARTER ASSY., RECOIL *NH1*..... BLACK	0		28400-Z0D-V02ZA	KREU
	2		CASE COMP., RECOIL STARTER *NH1*..... BLACK	0		28410-Z0D-V02ZA	KREU

E-12 FAN COVER



E-12	1		COVER COMP., FAN *NH1*..... BLACK	0		19610-Z0D-V00ZB	KREU
		19610-Z0D-800ZC	*R280*..... POWER RED	1		19610-Z0D-000ZC	QXB4
	5	90105-727-000	CLIP, 2X50	1			KREU

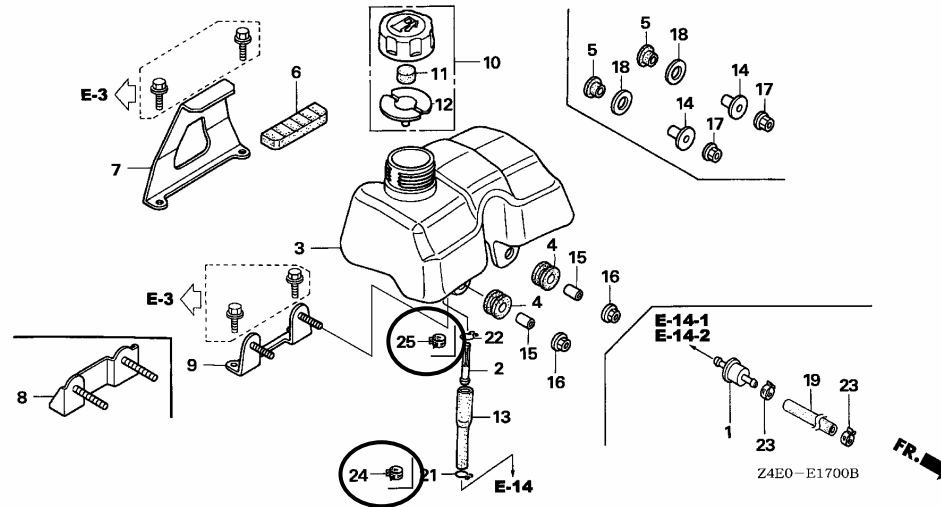
NOTE A:PART NO. CHANGE D:NEWLY PROVIDED E:PART NO.DELETION K:REQUIRED NO. CORRECTION L:APPLICATION SERIAL NO. CORRECTION
T:APPLICATION CORRECTION Z:REMARKS CHANGE

PARTS CATALOGUE NEWS

BOOKNo. : 13Z4E601

Block No.	Ref. No.	Part No.	Description	Reqd. QTY	Base Part No.	Parts catalogue code
E-14-2	31	16100-Z0D-V05	CARBURETOR ASSY. (HDA 201D) ..	1	16100-Z0D-V04	KREU
E-15	1		ELEMENT, AIR CLEANER	0	17211-ZL8-013	
		17211-ZL8-023	1		

E-17 FUEL TANK



E-17	13	17701-Z4E-003	TUBE, FUEL (FKM)	1	17701-Z0D-000	QXB4
		21	CLIP, TUBE (B8)	0	95002-02080	QXB4
		22	CLIP, TUBE (B10)	0	95002-02100	QXB4
		24	CLAMP, TUBE (D8)	1		QXB4
		25	CLAMP, TUBE (D10.5)	1		QXB4
E-19	7		CLIP, HIGH TENSION CORD (8MM)	0	30701-883-000	QXB4
		9	CORD, STOP SWITCH	0	32195-Z0D-000	QXB4
E-19-10	1	32112-Z0D-800	BRACKET, OIL ALERT UNIT	1		QXB4
		2	CORD, STOP SWITCH	1		QXB4

NOTE A:PART NO. CHANGE D:NEWLY PROVIDED E:PART NO.DELETION K:REQUIRED NO. CORRECTION L:APPLICATION SERIAL NO. CORRECTION
T:APPLICATION CORRECTION Z:REMARKS CHANGE

PARTS CATALOGUE NEWS

BOOKNo. : 13Z4E601

Block No.	Ref. No.	Part No.	Description	Reqd. QTY	Base Part No.	Parts catalogue code
				GX 100 U		
	3	34150-ZH7-003	ALERT UNIT, OIL	1	QXB4	
	4	35480-Z0D-003	SWITCH ASSY., OIL LEVEL	1	QXB4	
	5	90014-952-000	BOLT, FLANGE, 6X14 (CT200)	3	QXB4	
	6	90650-SB2-003	CLIP, WIRE HARNESS, 10MM	1	QXB4	
	7	90682-959-661	CLIP B, CABLE	1	QXB4	
	8	90681-959-003	CLIP A, CABLE (NIFCO)	2	QXB4	
	9	91302-ZL8-003	O-RING, 11.8X2.4	1	QXB4	
	10	95701-06008-00	BOLT, FLANGE, 6X8	1	QXB4	
E-28	5	87601-Z4E-T20	MARK, TYPE (QXB4)	1	87601-Z0D-T80	QXB4
		87601-Z4E-V20	MARK, TYPE (KREU)	1	87601-Z0D-V10	KREU

NOTE A:PART NO. CHANGE D:NEWLY PROVIDED E:PART NO.DELETION K:REQUIRED NO. CORRECTION L:APPLICATION SERIAL NO. CORRECTION
T:APPLICATION CORRECTION Z:REMARKS CHANGE



PARTS CATALOGUE NEWS

Honda Motor Co., Ltd. Service Division

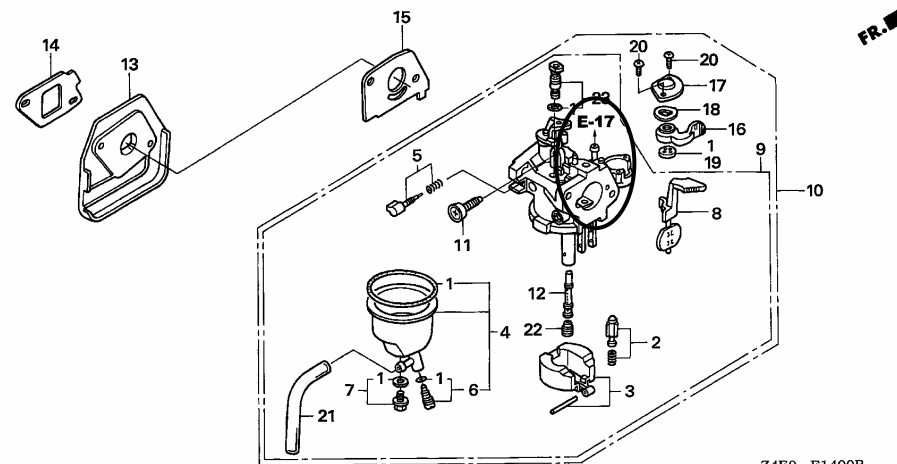
PARTS CATALOGUE - CORRECTED

Printed in Japan

CODE NO.	BOOKLET TYPE	13Z4E601
	MICRO-FICHE	13Z4E6EA/FA
PARTS CATALOGUE TITLE	GX100U	
NEWS NO.	004	

Block No.	Ref. No.	Note	Part No.	Description	Reqd. QTY GX 100 U	Serial No.	Parts catalogue code
-----------	----------	------	----------	-------------	-----------------------------	------------	----------------------

E-14 CARBURETOR (STANDARD)



NOTE A:PART NO. CHANGE D:NEWLY PROVIDED E:PART NO.DELETION K:REQUIRED NO. CORRECTION L:APPLICATION SERIAL NO. CORRECTION
T:APPLICATION CORRECTION Z:REMARKS CHANGE

PARTS CATALOGUE NEWS

BOOKNo. : 13Z4E601

Block No.	Ref. No.	Note	Part No.	Description	Reqd. QTY	Serial No.	Parts catalogue code
					GX 100 U		
E-14	1	L	16010-ZG0-015	GASKET SET (CARBURETOR NO.)	1	----- BF31F A	VSW4
		D	16010-ZM7-D01 (CARBURETOR NO.)	1	BF31J A -----	VSW4
E-15	1	T	17211-ZL8-013	ELEMENT, AIR CLEANER	1	----- 1006015	BE14, KRA2, KRB, KRBD, KRBM, KRB4, KRE4, KRF2, KRM, KRMB, KRMG, KRS KRS2, KRW, KRW2, KR4, QAD, QA2, QA26, QBE, QE, QE14, QXU2, SA2, SE SE14, SE3, VA2, VEA, VEG, VE3, VE4, VSW4
		T	17211-ZL8-023	1	----- -----	KREU, KRT, KRT4, QXB4
					1	1006016 -----	BE14, KRA2, KRB, KRBD, KRBM, KRB4, KRE4, KRF2, KRM, KRMB, KRMG, KRS KRS2, KRW, KRW2, KR4, QAD, QA2, QA26, QBE, QE, QE14, QXU2, SA2, SE SE14, SE3, VA2, VEA, VEG, VE3, VE4, VSW4

NOTE A:PART NO. CHANGE D:NEWLY PROVIDED E:PART NO. DELETION K:REQUIRED NO. CORRECTION L:APPLICATION SERIAL NO. CORRECTION
T:APPLICATION CORRECTION Z:REMARKS CHANGE

October 30, 2005



PARTS CATALOGUE NEWS

Honda Motor Co., Ltd. Service Division

PARTS CATALOGUE - CORRECTED

Printed in Japan

CODE NO.	BOOKLET TYPE	13Z4E601
	MICRO-FICHE	13Z4E6EA/FA
PARTS CATALOGUE TITLE	GX100U	
NEWS NO.	005	

Block No.	Ref. No.	Note	Part No.	Description	Reqd. QTY	Serial No.	Parts catalogue code
					GX 100 U		
E-14	10		16100-Z0D-013	CARBURETOR ASSY. (BF32F B) ...	1	----- 1009677	BE14, QAD, QA2, QA26, QBE, QE, QE14, QXB4, QXU2, SA2, SE, SE14, SE3 VA2, VEA, VEG, VE3, VE4
		A	16100-Z4E-003	CARBURETOR ASSY. (BF32H A) ...	1	1009678 -----	BE14, QAD, QA2, QA26, QBE, QE, QE14, QXB4, QXU2, SA2, SE, SE14, SE3 VA2, VEA, VEG, VE3, VE4

NOTE A:PART NO. CHANGE D:NEWLY PROVIDED E:PART NO. DELETION K:REQUIRED NO. CORRECTION L:APPLICATION SERIAL NO. CORRECTION
T:APPLICATION CORRECTION Z:REMARKS CHANGE



PARTS CATALOGUE NEWS

Honda Motor Co., Ltd. Service Division

PARTS CATALOGUE - CORRECTED

Printed in Japan

CODE NO.	BOOKLET TYPE	13Z4E601
	MICRO-FICHE	13Z4E6EA/FA
PARTS CATALOGUE TITLE	GX100U	
NEWS NO.	006	

Block No.	Ref. No.	Note	Part No.	Description	Reqd. QTY	Serial No.		Parts catalogue code
					GX 100 U			
E-14-2	41	L	99101-Z0D-0500	JET (#50)	(1)	-----	-----	KRAM, KRBM, KREU, KRE4, KRG, KRM, KRMB, KRMG, KRW, KR4
				(CARBURETOR NO.)	(1)	-----	HDA201D	KRF2
	L	99101-Z0D-0540	JET (#54)	1	-----	-----	KRAM, KRBM, KREU, KRE4, KRG, KRM, KRMB, KRMG, KRW, KR4	
			(CARBURETOR NO.)	1	-----	HDA201D	KRF2	
	T	99101-Z4E-0560	JET (#56)	1	-----	-----	KRT, KRT4	
			(CARBURETOR NO.)	1	HDA227	-----	KRF2	
	D	99101-Z0D-0540	JET (#54)	(1)	HDA227	-----	KRF2	
			(CARBURETOR NO.)	(1)	HDA227	-----	KRF2	

NOTE A:PART NO. CHANGE D:NEWLY PROVIDED E:PART NO. DELETION K:REQUIRED NO. CORRECTION L:APPLICATION SERIAL NO. CORRECTION
T:APPLICATION CORRECTION Z:REMARKS CHANGE



PARTS CATALOGUE NEWS

Honda Motor Co., Ltd. Service Division

Printed in Japan

CODE NO.	BOOKLET TYPE	13Z4E601
	MICRO-FICHE	13Z4E6EA/FA
PARTS CATALOGUE TITLE	GX100U	
NEWS NO.	007	

GX100U-KREE TYPE sales parts information

NOTE: This Parts Catalogue News explains only the parts of the different model that are produced to conform to addition of the GX100U-KREE type.

As for the parts not listed on this Parts Catalogue News, use the parts of the GX100U-KRE4 type.

•Models, parts catalogue codes and applicable serial numbers

Model	Type		Parts catalogue type	Applicable engine serial No.	Applicable carburetor identification No.
GX100U	KRE4	Base model	KRE4	GCAGK-1000001~	HDA 201C / D
	KREE	Additional model	KREE		HDA 228

NOTE A:PART NO. CHANGE D:NEWLY PROVIDED E:PART NO.DELETION K:REQUIRED NO. CORRECTION L:APPLICATION SERIAL NO. CORRECTION
T:APPLICATION CORRECTION Z:REMARKS CHANGE

•Features of each type		Base type	Additional type
Specifications		Model	GX100U
		Type	KRE4 KREE
Crankshaft	15mm Ø Straight		
	15.8mm Ø Straight		
	17mm Ø Straight		
	M8 Tapered		
	M12 Stepped thread	●	●
Oil alert			
Fuel tank			

Block No.	Ref. No.	Part No.	Description	Reqd. QTY GX 100 U	Base Part No.	Parts catalogue code
E-11-1	1		STARTER ASSY., RECOIL *NH1*..... BLACK	0	28400-ZOD-V02ZA	
	2		CASE COMP., RECOIL STARTER *NH1*..... BLACK	0	28410-ZOD-V02ZA	
E-12	1		COVER COMP., FAN *NH1*..... BLACK	0	19610-ZOD-V00ZB	
E-14-2	12	16042-Z4E-V92	SPRING	1	16042-ZOD-V02	
	31	16100-Z4E-V92	CARBURETOR ASSY. (HDA 228) ...	1	16100-ZOD-V05	
E-28	5	87601-Z4E-V90	MARK, TYPE (KREE)	1	87601-ZOD-V10	

NOTE A:PART NO. CHANGE D:NEWLY PROVIDED E:PART NO.DELETION K:REQUIRED NO. CORRECTION L:APPLICATION SERIAL NO. CORRECTION
T:APPLICATION CORRECTION Z:REMARKS CHANGE



PARTS CATALOGUE NEWS

Honda Motor Co., Ltd. Service Division

PARTS CATALOGUE - CORRECTED

Printed in Japan

CODE NO.	BOOKLET TYPE	13Z4E601
	MICRO- FICHE	13Z4E6EA/FA
PARTS CATALOGUE TITLE	GX100U	
NEWS NO.	008	

Block No.	Ref. No.	Note	Part No.	Description	Reqd. QTY	Serial No.	Parts catalogue code
					GX 100 U		
E-17	13	L	17701-Z0D-000	TUBE, FUEL	1	----- 1009677	BE14, QAD, QA2, QA26, QBE, QE, QE14, QXU2, SA2, SE, SE14, SE3, VA2 VEA, VEG, VE3, VE4
		T	17701-Z4E-003	TUBE, FUEL (FKM)	1	----- -----	QXB4
					1	1009678 -----	BE14, QAD, QA2, QA26, QBE, QE, QE14, QXU2, SA2, SE, SE14, SE3, VA2 VEA, VEG, VE3, VE4
	21	L	95002-02080	CLIP, TUBE (B8)	1	----- 1009677	BE14, QAD, QA2, QA26, QBE, QE, QE14, QXU2, SA2, SE, SE14, SE3, VA2 VEA, VEG, VE3, VE4
	22	L	95002-02100	CLIP, TUBE (B10)	1	----- 1009677	BE14, QAD, QA2, QA26, QBE, QE, QE14, QXU2, SA2, SE, SE14, SE3, VA2 VEA, VEG, VE3, VE4
	24	T	95002-40800-08	CLAMP, TUBE (D8)	1	----- -----	QXB4
					1	1009678 -----	BE14, QAD, QA2, QA26, QBE, QE, QE14, QXU2, SA2, SE, SE14, SE3, VA2 VEA, VEG, VE3, VE4
	25	T	95002-41050-08	CLAMP, TUBE (D10.5)	1	----- -----	QXB4
					1	1009678 -----	BE14, QAD, QA2, QA26, QBE, QE, QE14, QXU2, SA2, SE, SE14, SE3, VA2 VEA, VEG, VE3, VE4

NOTE A:PART NO. CHANGE D:NEWLY PROVIDED E:PART NO. DELETION K:REQUIRED NO. CORRECTION L:APPLICATION SERIAL NO. CORRECTION
T:APPLICATION CORRECTION Z:REMARKS CHANGE



PARTS CATALOGUE NEWS

Honda Motor Co., Ltd. Service Division

Printed in Japan

CODE NO.	BOOKLET TYPE	13Z4E601
	MICRO-FICHE	13Z4E6EA/FA
PARTS CATALOGUE TITLE	GX100U	
NEWS NO.	009	

GX100U-KRBF,KRDF,KRGF TYPES sales information

NOTE: This Parts Catalogue News explains only the parts of the different model that are produced to conform to addition of the GX100U-KRBF,KRDF,KRGF types.

As for the parts not listed on this Parts Catalogue News, use the parts of the GX100U-KRAM,KRBM,KRMG types.

NOTE A:PART NO. CHANGE D:NEWLY PROVIDED E:PART NO. DELETION K:REQUIRED NO. CORRECTION L:APPLICATION SERIAL NO. CORRECTION T:APPLICATION CORRECTION Z:REMARKS CHANGE

BOOKNo. : 13Z4E601

• Models, parts catalogue codes and applicable serial numbers

Model	Type		Parts catalogue type	Applicable engine serial No.	Applicable carburetor identification No.
GX100U	KRAM	Base type	KRAM	GCAGK-1000001~	HDA 206B/C
	KRBF	Additional type	KRBF		HDA 234
	KRBM	Base type	KRBM		HDA 201C/D
	KRDF	Additional type	KRDF		HDA 235
	KRMG	Base type	KRMG		HDA 206B/C
	KRGF	Additional type	KRGF		HDA 234

• Features of each type		Base type	Additional type	Base type	Additional type	Base type	Additional type
Specifications	Model	GX100U					
	Type	KRAM	KRBF	KRBM	KRDF	KRMG	KRGF
Crankshaft	15mm ø Straight						
	15.8mm ø Straight						
	17mm ø Straight						
	M8 Tapered	●	●			●	●
	M12 Stepped thread			●	●		
Oil alert							●
Fuel tank							

NOTE A:PART NO. CHANGE D:NEWLY PROVIDED E:PART NO. DELETION K:REQUIRED NO. CORRECTION L:APPLICATION SERIAL NO. CORRECTION
T:APPLICATION CORRECTION Z:REMARKS CHANGE

PARTS CATALOGUE NEWS

BOOKNo. : 13Z4E601

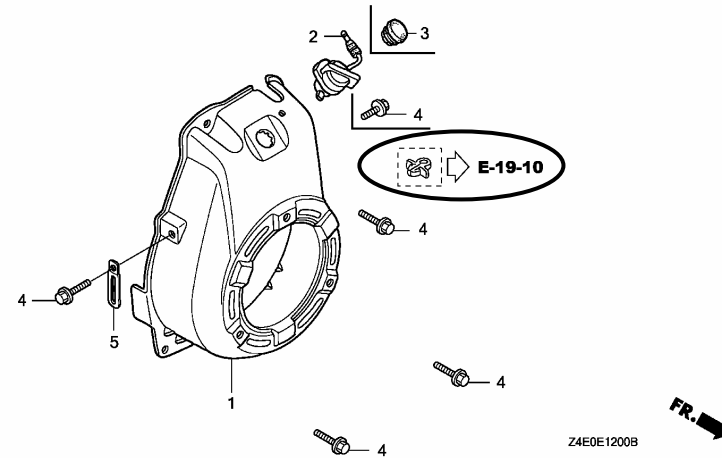
Block No.	Ref. No.	Part No.	Description	Reqd. QTY GX 100 U	Base Part No.	Parts catalogue code
E-3	10		TUBE, BREATHER	0	15721-Z0D-V00	KRDF
E-6	1	11300-Z0D-409	COVER ASSY., CRANKCASE	1	11300-Z0D-Q00	KRBF
		11300-Z4E-305	1	11300-Z0D-Q00	KRGF
	5	15600-ZM3-003	CAP ASSY., OIL FILLER	1	15600-ZM7-003	KRGF
	18		BOLT-WASHER, 10X40	0	93402-10040-00	KRDF
	22	94303-06100	DOWEL PIN, 6X10	2		KRBF
E-7	7		NUT, HEX., 12MM	0	94002-12000-0S	KRDF
E-11-1	1		STARTER ASSY., RECOIL *R280*..... POWER RED	0	28400-Z0D-V02ZC	KRBF
		28400-Z0D-V03ZA	*NH1*..... BLACK	1	28400-Z0D-V02ZA	KRBF, KRGF
		28400-Z0D-V03ZC	*R280*..... POWER RED	1	28400-Z0D-V02ZA	KRDF
	2		CASE COMP., RECOIL STARTER *R280*..... POWER RED	0	28410-Z0D-V02ZC	KRBF
		28410-Z0D-V02ZC	*R280*..... POWER RED	1	28410-Z0D-V02ZA	KRDF
	9	28462-Z0D-V03	ROPE, RECOIL STARTER	1	28462-Z0D-V02	

NOTE A:PART NO. CHANGE D:NEWLY PROVIDED E:PART NO.DELETION K:REQUIRED NO. CORRECTION L:APPLICATION SERIAL NO. CORRECTION
T:APPLICATION CORRECTION Z:REMARKS CHANGE

PARTS CATALOGUE NEWS

BOOKNo. : 13Z4E601

Block No.	Ref. No.	Part No.	Description	Reqd. QTY GX 100 U	Base Part No.	Parts catalogue code
E-12		FAN COVER				



E-12	1	COVER COMP., FAN			19610-Z0D-V00ZC	
		R280 POWER RED	0		KRBF	
		19610-Z0D-V00ZC		1	19610-Z0D-V00ZB	KRDF
		R280 POWER RED				
		19610-Z4E-S11ZA		1	19610-Z0D-V00ZB	KRGF
		NH1 BLACK				
	2	SWITCH ASSY., ENGINE STOP	0		35120-Z0D-V81	KRBF
	3	81329-567-020		1		KRBF
		GROMMET, DRAIN HOLE				

NOTE A:PART NO. CHANGE D:NEWLY PROVIDED E:PART NO.DELETION K:REQUIRED NO. CORRECTION L:APPLICATION SERIAL NO. CORRECTION
T:APPLICATION CORRECTION Z:REMARKS CHANGE

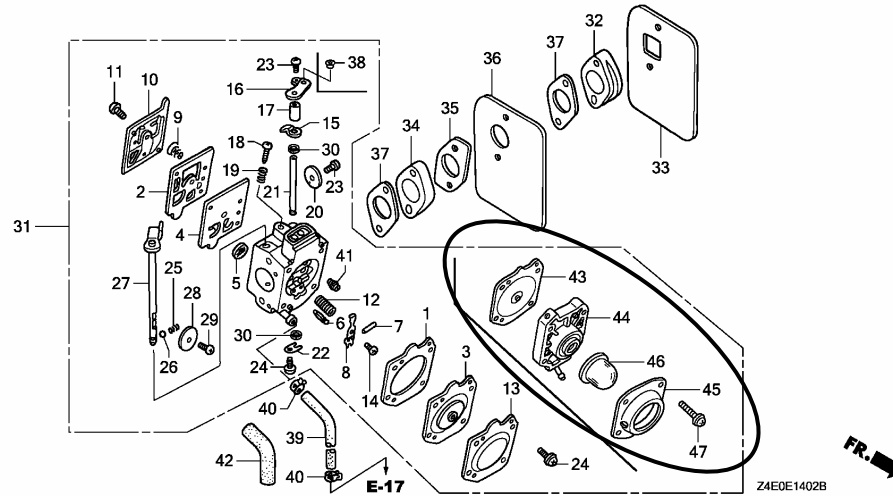
PARTS CATALOGUE NEWS

BOOKNo. : 13Z4E601

Block No.	Ref. No.	Part No.	Description	Reqd. QTY	Base Part No.	Parts catalogue code
				GX 100 U		

E-14-2 CARBURETOR (RAMMER FLOATLESS)

Ref. No.	LON	(Relative ref. Number) Service item	F. R. T.
43	3111A8	DIAPHRAGM, CARBURETOR METERING	0.2
44	3111A1	BODY, AIR PURGE	0.2
46	3111D5	PUMP, PRIMER	0.2



E-14-2	3	DIAPHRAGM ASSY., METERING	0	16013-Z0D-V02	KRDF
	12	16042-Z4E-V92 SPRING	1	16042-Z0D-V02	
	13	COVER, METERING DIAPHRAGM	0	16043-Z0D-V02	KRDF
	16	16046-Z0D-V73 LEVER, THROTTLE	1	16046-Z0D-V03	KRDF
		16046-Z0D-V73	1	16046-Z0D-V73	KRBF, KRGF
	24	16055-Z0D-V02 SCREW ASSY.	1	16055-Z0D-V02	KRDF
	27	16058-Z0D-V72 SHAFT ASSY., CHOKE	1	16058-Z0D-V02	KRDF
	31	16100-Z4E-S12 CARBURETOR ASSY. (HDA 234) ...	1	16100-Z0D-V75	KRBF, KRGF
		16100-Z4E-S32 CARBURETOR ASSY. (HDA 235) ...	1	16100-Z0D-V05	KRDF
	34	16213-Z4E-S10 INSULATOR B, CARBURETOR	1	16213-Z0D-V00	
	38	16552-896-650 COLLAR, LEVER	1		KRDF

NOTE A:PART NO. CHANGE D:NEWLY PROVIDED E:PART NO.DELETION K:REQUIRED NO. CORRECTION L:APPLICATION SERIAL NO. CORRECTION
T:APPLICATION CORRECTION Z:REMARKS CHANGE

PARTS CATALOGUE NEWS

BOOKNo. : 13Z4E601

Block No.	Ref. No.	Part No.	Description	Reqd. QTY	Base Part No.	Parts catalogue code
				GX 100 U		
	39	95001-45430-50	HOSE, FUEL, 4.5X430 (95001-45001-50M)	1		KRBF
		95001-45600-50	HOSE, FUEL, 4.5X600 (95001-45001-50M)	1	95001-45270-50	KRDF
	40	95002-40850-08	CLAMP, TUBE (D8.5)	2		KRBF
	41		JET (#50)	(0)	99101-Z0D-0500	
			JET (#52)	(0)	99101-Z0D-0520	
			JET (#54)	0	99101-Z0D-0540	
	42		TUBE, VINYL, 11X13X210 (95003-36001-10M)	0	95003-36021-20	KRDF
		95003-36026-20	TUBE, VINYL, 11X13X260 (95003-36001-10M)	1		KRBF
	43	16013-Z4E-S32	DIAPHRAGM ASSY., METERING	1		KRDF
	44	16017-Z4E-S32	BODY ASSY., AIR PURGE	1		KRDF
	45	16026-Z4E-S32	COVER, PRIMER PUMP	1		KRDF
	46	16032-Z4E-S32	PUMP, PRIMER	1		KRDF
	47	16055-Z4E-S32	SCREW ASSY.	4		KRDF

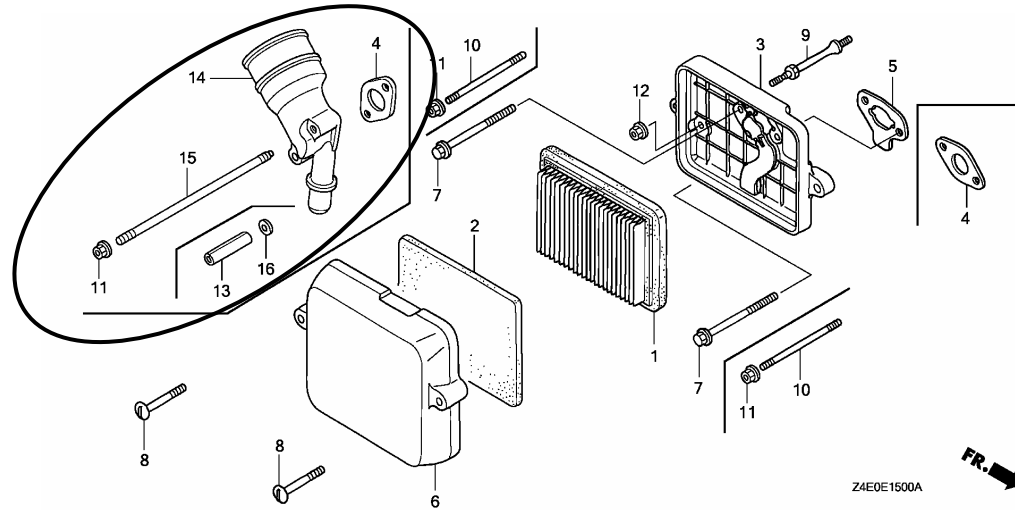
NOTE A:PART NO. CHANGE D:NEWLY PROVIDED E:PART NO.DELETION K:REQUIRED NO. CORRECTION L:APPLICATION SERIAL NO. CORRECTION
T:APPLICATION CORRECTION Z:REMARKS CHANGE

PARTS CATALOGUE NEWS

BOOKNo. : 13Z4E601

Block No.	Ref. No.	Part No.	Description	Reqd. QTY GX 100 U	Base Part No.	Parts catalogue code
-----------	----------	----------	-------------	-----------------------------	---------------	----------------------

E-15 AIR CLEANER



E-15	1		ELEMENT, AIR CLEANER	0	17211-ZL8-023	KRDF
	3		CASE COMP., AIR CLEANER	0	17220-Z0D-V00	KRDF
	6		COVER, AIR CLEANER	0	17231-Z0D-V61	KRDF
	8		BOLT, AIR CLEANER COVER	0	90011-Z0D-000	KRDF
	9		BOLT, STUD	0	90041-Z0D-V00	KRDF
	10		BOLT, STUD, 5X85 (CT200)	0	90042-Z0D-V00	KRDF
			BOLT, STUD, 5X91 (CT200)	0	90042-Z0D-V70	KRBF
	12		NUT, FLANGE, 6MM	0	94050-06000	KRDF
	13	15633-Z0A-300	COLLAR, EXTENSION	2		KRDF
	14	17410-Z4E-S30	ELBOW, AIR CLEANER	1		KRBF
	15	90042-Z4E-S20	BOLT, STUD, 5X110	2		KRDF
		90042-Z4E-S30	BOLT, STUD, 5X95	2		KRBF

NOTE A:PART NO. CHANGE D:NEWLY PROVIDED E:PART NO.DELETION K:REQUIRED NO. CORRECTION L:APPLICATION SERIAL NO. CORRECTION
T:APPLICATION CORRECTION Z:REMARKS CHANGE

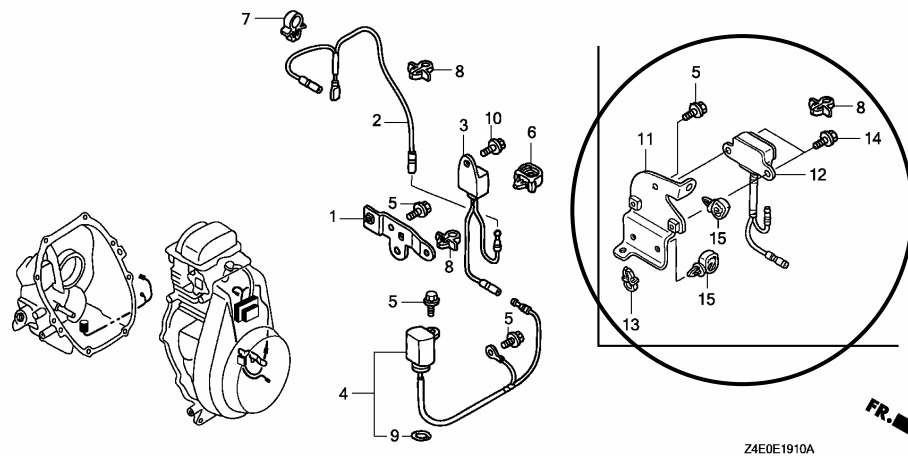
PARTS CATALOGUE NEWS

BOOKNo. : 13Z4E601

Block No.	Ref. No.	Part No.	Description	Reqd. QTY	Base Part No.	Parts catalogue code
	16	94101-05000	WASHER, PLAIN, 5MM	2	KRDF	
E-17	1	16910-Z4E-S21	STRAINER COMP., FUEL	1	16910-GB2-005	KRDF
	19	95001-45300-50	HOSE, FUEL, 4.5X300 (95001-45001-50M)	1	95001-45080-50	KRDF
	23	95002-40850-08	CLAMP, TUBE (D8.5)	2	95002-40850-08	KRDF
E-19	2	28451-Z0D-V03	PULLEY, STARTER	1	28451-Z0D-V02	
	7		CLIP, HIGH TENSION CORD (8MM)	0	30701-883-000	KRGF
	9		CORD, STOP SWITCH	0	32195-Z0D-000	KRGF

E-19-10 OIL ALERT/OIL LEVEL SWITCH

Ref. No. LON	(Relative ref. Number) Service item	F. R. T.
3	(12) 6151A0 ALERT UNIT, ENGINE OIL	0.2



E-19-10	2	32195-Z4E-S10	CORD, STOP SWITCH	1	KRGF
	4	35480-Z4E-S11	SWITCH ASSY., OIL LEVEL	1	KRGF
	5	90014-952-000	BOLT, FLANGE, 6X14 (CT200)	3	KRGF
	7	90682-959-661	CLIP B, CABLE	1	KRGF

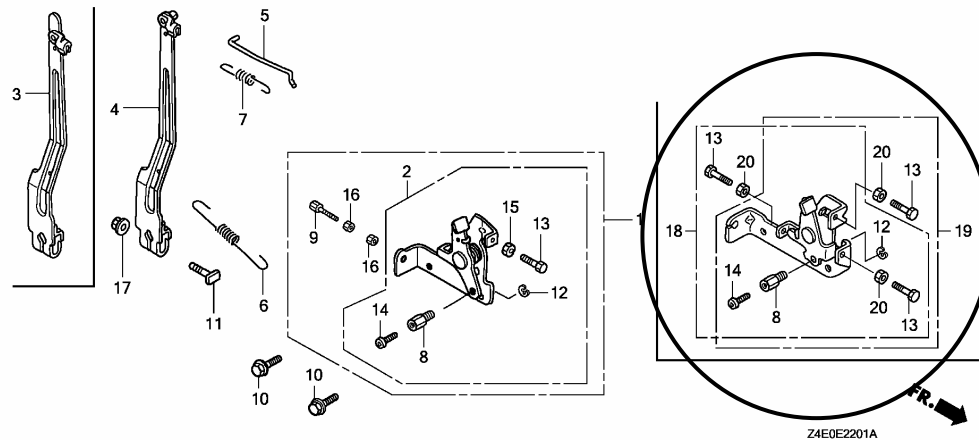
NOTE A:PART NO. CHANGE D:NEWLY PROVIDED E:PART NO.DELETION K:REQUIRED NO. CORRECTION L:APPLICATION SERIAL NO. CORRECTION
T:APPLICATION CORRECTION Z:REMARKS CHANGE

PARTS CATALOGUE NEWS

BOOKNo. : 13Z4E601

Block No.	Ref. No.	Part No.	Description	Reqd. QTY	Base Part No.	Parts catalogue code
	8	90681-959-003	CLIP A, CABLE (NIFCO)	2	KRGF	
	9	91302-ZL8-003	O-RING, 11.8X2.4	1	KRGF	
	11	32112-Z4E-S11	BRACKET, OIL ALERT UNIT	1	KRGF	
	12	34150-Z4E-S11	ALERT UNIT, OIL (START)	1	KRGF	
	13	36103-ZE1-000	HOLDER, STOP SWITCH CORD	1	KRGF	
	14	90002-MC7-000	BOLT, FLANGE, 5X8	2	KRGF	
	15	90683-SA0-003	CLIP, WIRE HARNESS, 25MM	2	KRGF	

E-22-1 CONTROL (RAMMER REMOTE) (1)



E-22-1	2		CONTROL ASSY.	0	16500-Z0D-V50	KRDF
	3	16550-Z0D-V01	ARM COMP., GOVERNOR	1		KRBF, KRGF
	5	16555-Z0D-V00	ROD, GOVERNOR	1		KRBF, KRGF
	6	16561-Z0D-V00	SPRING, GOVERNOR	1		KRBF, KRGF
	7	16562-Z4E-S10	SPRING, THROTTLE RETURN	1		KRBF, KRGF

NOTE A:PART NO. CHANGE D:NEWLY PROVIDED E:PART NO.DELETION K:REQUIRED NO. CORRECTION L:APPLICATION SERIAL NO. CORRECTION
T:APPLICATION CORRECTION Z:REMARKS CHANGE

PARTS CATALOGUE NEWS

BOOKNo. : 13Z4E601

Block No.	Ref. No.	Part No.	Description	Reqd. QTY	Base Part No.	Parts catalogue code
				GX 100 U		
		16562-Z4E-S10	1	16562-Z0D-V00	KRDF
	8	16594-883-010	HOLDER, WIRE	1		KRBF, KRGF
	10	90014-952-000	BOLT, FLANGE, 6X14 (CT200)	2		KRBF, KRGF
	11	90015-ZE5-010	BOLT, GOVERNOR ARM	1		KRBF, KRGF
	12	90605-230-000	CIRCLIP, 5MM	1		KRBF, KRGF
	13	92301-05020-0A	BOLT, RECESSED, 5X20	2		KRBF, KRGF
		92301-05020-0A	2	92301-05020-0A	KRDF
	14	93500-04006-0H	SCREW, PAN, 4X6	1		KRBF, KRGF
	15		NUT, HEX. , 5MM	0	94001-05000-0S	KRDF
	17	94050-06000	NUT, FLANGE, 6MM	1		KRBF, KRGF
	18	16500-Z4E-S10	CONTROL ASSY.	1		KRDF, KRGF
	19	16500-Z4E-S30	CONTROL ASSY.	1		KRBF
	20	94001-05000	NUT, HEX. , 5MM	2		
E-22-2	2		CONTROL ASSY. (BOMAG)	0	16500-Z0D-V70	KRBF, KRGF
	3		ARM COMP. , GOVERNOR	0	16550-Z0D-V01	KRBF, KRGF
	4		ROD, GOVERNOR	0	16555-Z0D-V00	KRBF, KRGF
	5		SPRING, GOVERNOR	0	16561-Z0D-V00	KRBF, KRGF
	6		SPRING, THROTTLE RETURN	0	16562-Z0D-V00	KRBF, KRGF
	7		LEVER, CONTROL (REMOTE)	0	16571-ZG0-810	KRBF, KRGF
	8		BASE COMP. , CONTROL (REMOTE) .	0	16572-ZG0-810	KRBF, KRGF
	9		SPRING, CONTROL LEVER RETURN .	0	16575-Z0D-V70	KRBF, KRGF
	10		HOLDER, WIRE	0	16594-883-010	KRBF, KRGF
	12		BOLT, FLANGE, 6X14 (CT200)	0	90014-952-000	KRBF, KRGF
	13		BOLT, GOVERNOR ARM	0	90015-ZE5-010	KRBF, KRGF

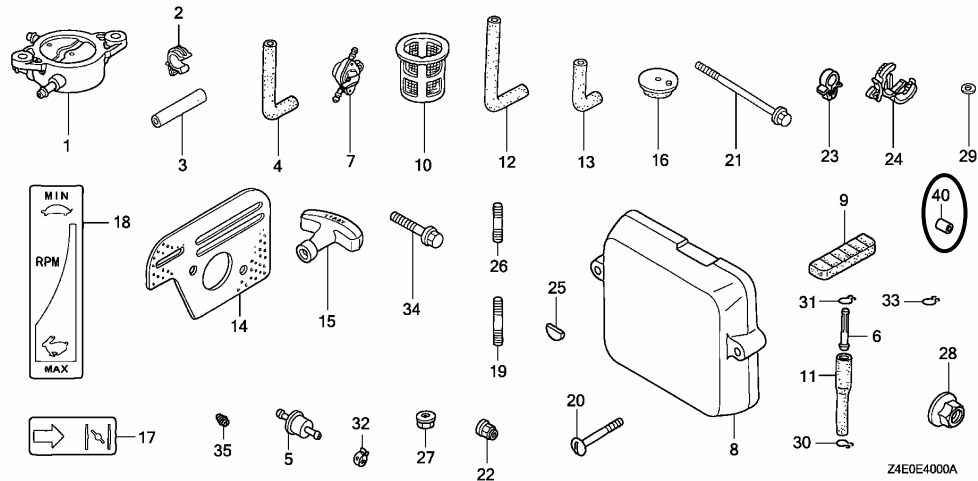
NOTE A:PART NO. CHANGE D:NEWLY PROVIDED E:PART NO.DELETION K:REQUIRED NO. CORRECTION L:APPLICATION SERIAL NO. CORRECTION
T:APPLICATION CORRECTION Z:REMARKS CHANGE

PARTS CATALOGUE NEWS

BOOKNo. : 13Z4E601

Block No.	Ref. No.	Part No.	Description	Reqd. QTY		Base Part No.	Parts catalogue code
				GX 100 U			
	14		CIRCLIP, 5MM	0		90605-230-000	KRBF, KRGF
	15		COLLAR, CONTROL LEVER	0		91552-ZG0-810	KRBF, KRGF
	16		BOLT, RECESSED, 5X20	0		92301-05020-0A	KRBF, KRGF
	17		SCREW, PAN, 4X6	0		93500-04006-0H	KRBF, KRGF
	18		NUT, HEX., 5MM	0		94001-05000	KRBF, KRGF
	20		NUT, FLANGE, 6MM	0		94050-06000	KRBF, KRGF
E-28	3		MARK, CHOKE INDICATION	0		87528-Z0D-000	KRDF, KRGF
		87528-Z0D-000	1			KRBF
	5	87601-Z4E-S10	MARK, TYPE (KRGF)	1		87601-Z0D-R70	KRGF
		87601-Z4E-S20	MARK, TYPE (KRDF)	1		87601-Z0D-R50	KRDF
		87601-Z4E-S30	MARK, TYPE (KRBF)	1		87601-Z0D-T60	KRBF

E-40 OTHER PARTS



E-40	12	17702-Z4E-S20	TUBE, FUEL RETURN	1			KRDF
------	----	---------------	-------------------------	---	--	--	------

NOTE A:PART NO. CHANGE D:NEWLY PROVIDED E:PART NO.DELETION K:REQUIRED NO. CORRECTION L:APPLICATION SERIAL NO. CORRECTION
T:APPLICATION CORRECTION Z:REMARKS CHANGE

PARTS CATALOGUE NEWS

BOOKNo. : 13Z4E601

Block No.	Ref. No.	Part No.	Description	Reqd. QTY		Base Part No.	Parts catalogue code
				GX 100 U			
	17	87528-Z0D-000	MARK, CHOKE INDICATION	1			KRDF, KRGF
	25		KEY, WOODRUFF, 13X12	0		90741-Z0D-V50	KRDF
	26		BOLT, STUD, 8X25	0		92900-08025-0E	KRBF
	32		CLAMP, TUBE (D8.5)	0		95002-40850-08	KRDF
	35		JET (#56)	(0)		99101-Z4E-0560	
	40	94303-06100	DOWEL PIN, 6X10	2			KRBF

NOTE A:PART NO. CHANGE D:NEWLY PROVIDED E:PART NO. DELETION K:REQUIRED NO. CORRECTION L:APPLICATION SERIAL NO. CORRECTION
T:APPLICATION CORRECTION Z:REMARKS CHANGE



PARTS CATALOGUE NEWS

Honda Motor Co., Ltd. Service Division

PARTS CATALOGUE - CORRECTED

Printed in Japan

CODE NO.	BOOKLET TYPE	13Z4E601
	MICRO-FICHE	13Z4E6EA/FA
PARTS CATALOGUE TITLE	GX100U	
NEWS NO.	010	

Block No.	Ref. No.	Note	Part No.	Description	Reqd. QTY	Serial No.	Parts catalogue code
E-19	2	L	28451-Z0D-V02	PULLEY, STARTER	1	----- 1019749	BE14, KRAM, KRA2, KRB, KRBD, KRBM, KRB4, KREE, KREU, KRE4, KRF2, KRG, KRM, KRMB, KRMG, KRS, KRS2, KRT, KRT4, KRW, KRW2, KR4, SE3, VEA, VEG, VE3
			T	28451-Z0D-V03	1	-----
							1

NOTE A:PART NO. CHANGE D:NEWLY PROVIDED E:PART NO.DELETION K:REQUIRED NO. CORRECTION L:APPLICATION SERIAL NO. CORRECTION
 T:APPLICATION CORRECTION Z:REMARKS CHANGE



PARTS CATALOGUE NEWS

Honda Motor Co., Ltd. Service Division

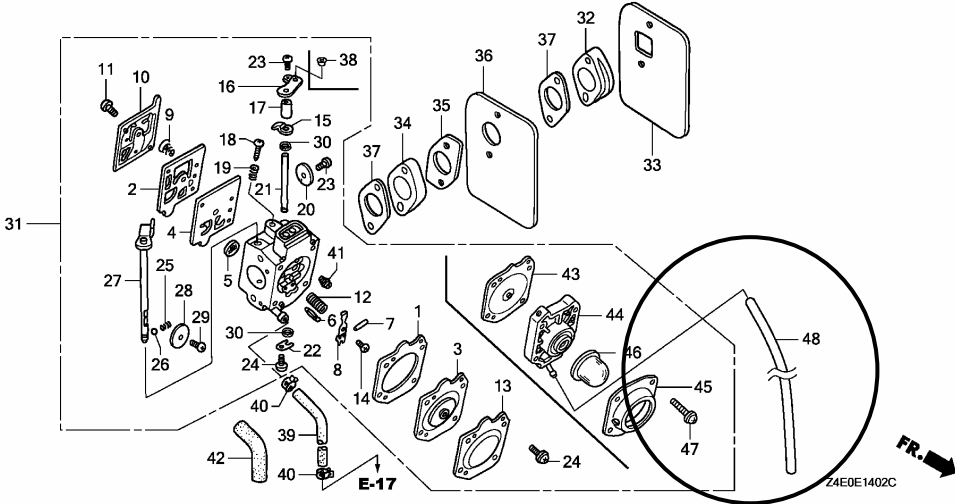
PARTS CATALOGUE - CORRECTED

Printed in Japan

CODE NO.	BOOKLET TYPE	13Z4E601
	MICRO-FICHE	13Z4E6EA/FA
PARTS CATALOGUE TITLE	GX100U	
NEWS NO.	011	

Block No.	Ref. No.	Note	Part No.	Description	Reqd. QTY GX 100 U	Serial No.	Parts catalogue code
-----------	----------	------	----------	-------------	-----------------------------	------------	----------------------

E-14-2 CARBURETOR (RAMMER FLOATLESS)



E-14-2	12	L	16042-Z0D-V02	SPRING	1		KRAM, KREU, KRE4, KRF2, KRG, KRM, KRMB, KRMG, KRT, KRT4, KRW, KR4
--------	----	---	---------------	--------	---	--	---

NOTE A:PART NO. CHANGE D:NEWLY PROVIDED E:PART NO. DELETION K:REQUIRED NO. CORRECTION L:APPLICATION SERIAL NO. CORRECTION
T:APPLICATION CORRECTION Z:REMARKS CHANGE

PARTS CATALOGUE NEWS

BOOKNo. : 13Z4E601

Block No.	Ref. No.	Note	Part No.	Description	Reqd. QTY	Serial No.		Parts catalogue code
					GX 100 U			
				(CARBURETOR NO.)	1	-----	HDA201D	KRBM
		T	16042-Z4E-V92	1	-----	-----	KRBF, KRDF, KREE, KRGF
				(CARBURETOR NO.)	1	HDA 234	-----	KRBM
	16	L	16046-Z0D-V03	LEVER, THROTTLE	1	-----	-----	KREE, KREU, KRT, KRT4
				(CARBURETOR NO.)	1	HDA201D	-----	KRE4, KRF2, KRM, KRMB, KRW, KR4
				(CARBURETOR NO.)	1	HDA201D	HDA201D	KRBM
		T	16046-Z0D-V73	1	-----	-----	KRBF, KRDF, KRGF
				(CARBURETOR NO.)	1	HDA 234	-----	KRBM
				(CARBURETOR NO.)	1	HDA206C	-----	KRAM, KRG, KRMG
	18	T	16049-Z0D-V02	SCREW, IDLE ADJUSTING	1	-----	-----	KRAM, KRBF, KRBM, KREE, KREU, KRE4, KRF2, KRG, KRGF, KRM, KRMB, KRMG KRT, KRT4, KRW, KR4
		D	16049-Z4E-S12	1	-----	-----	KRDF
	27	T	16058-Z0D-V02	SHAFT ASSY., CHOKE	1	-----	-----	KRDF, KREE, KREU, KRE4, KRF2, KRM, KRMB, KRT, KRT4, KRW, KR4
				(CARBURETOR NO.)	1	-----	HDA 201D	KRBM
		T	16058-Z0D-V72	1	-----	-----	KRAM, KRBF, KRG, KRGF, KRMG
				(CARBURETOR NO.)	1	HDA 234	-----	KRBM
	31	L	16100-Z0D-V05	CARBURETOR ASSY. (HDA 201D) ..	1	-----	-----	KREU
					1	1006329	-----	KRE4, KRF2, KRM, KRMB, KRW, KR4
					1	1006329	1025213	KRBM
		T	16100-Z4E-S12	CARBURETOR ASSY. (HDA 234) ...	1	-----	-----	KRBF, KRGF
					1	1025214	-----	KRBM
		E	16100-Z4E-S32	*PARTS NO. DELETION				
		D	16100-Z4E-S33	CARBURETOR ASSY. (HDA 235A) ..	1	-----	-----	KRDF
	34	L	16213-Z0D-V00	INSULATOR B, CARBURETOR	1	-----	-----	KRAM, KREE, KREU, KRE4, KRF2, KRG, KRM, KRMB, KRMG, KRT, KRT4, KRW KR4

NOTE A:PART NO. CHANGE D:NEWLY PROVIDED E:PART NO.DELETION K:REQUIRED NO. CORRECTION L:APPLICATION SERIAL NO. CORRECTION
T:APPLICATION CORRECTION Z:REMARKS CHANGE

PARTS CATALOGUE NEWS

BOOKNo. : 13Z4E601

Block No.	Ref. No.	Note	Part No.	Description	Reqd. QTY		Serial No.	Parts catalogue code
					GX 100 U			
					1		1025213	KRBM
		T	16213-Z4E-S10	1			KRBF, KRDF, KRGF
					1		1025214	KRBM
	38	T	16552-896-650	COLLAR, LEVER	1			KRAM, KRBF, KRDF, KRG, KRGF, KRMG
				(CARBURETOR NO.)	1		HDA 234	KRBM
	41	L	99101-Z0D-0540	JET (#54)	1			KRAM, KREE, KREU, KRE4, KRG, KRM, KRMB, KRMG, KRW, KR4
				(CARBURETOR NO.)	1		HDA201D	KRBM, KRF2
					(1)			KRT, KRT4
			99101-Z0D-0540	(1)		HDA227	KRF2
				(CARBURETOR NO.)	(1)			
	48	D	17702-Z4E-S20	TUBE, FUEL RETURN	1			KRDF
E-17	1	L	16910-GB2-005	STRAINER COMP., FUEL	1			KRB, KRBD, KRB4, KRM, KRS, KRT
					1		1025213	KRBM
		T	16910-Z4E-S21	1			KRDF
					1		1025214	KRBM
E-40	12	E	17702-Z4E-S20	*PARTS NO. DELETION				

NOTE A:PART NO. CHANGE D:NEWLY PROVIDED E:PART NO.DELETION K:REQUIRED NO. CORRECTION L:APPLICATION SERIAL NO. CORRECTION
T:APPLICATION CORRECTION Z:REMARKS CHANGE



PARTS CATALOGUE NEWS

Honda Motor Co., Ltd. Service Division

PARTS CATALOGUE - CORRECTED

Printed in Japan

CODE NO.	BOOKLET TYPE	13Z4E601
	MICRO-FICHE	13Z4E6EA/FA
PARTS CATALOGUE TITLE	GX100U	
NEWS NO.	012	

Block No.	Ref. No.	Note	Part No.	Description	Reqd. QTY	Serial No.	Parts catalogue code
					GX 100 U		
E-14-2	18	L	16049-Z0D-V02	SCREW, IDLE ADJUSTING	1	-----	KRAM, KREE, KREU, KRE4, KRF2, KRG, KRM, KRMB, KRMG, KRT, KRT4, KRW KR4
				(CARBURETOR NO.)	1	----- HDA 234	KRBF, KRBM, KRGF
		T	16049-Z4E-S12	1	-----	KRDF
				(CARBURETOR NO.)	1	HDA 234A -----	KRBF, KRBM, KRGF

NOTE A:PART NO. CHANGE D:NEWLY PROVIDED E:PART NO. DELETION K:REQUIRED NO. CORRECTION L:APPLICATION SERIAL NO. CORRECTION
T:APPLICATION CORRECTION Z:REMARKS CHANGE



PARTS CATALOGUE NEWS

Honda Motor Co., Ltd. Service Division

PARTS CATALOGUE - CORRECTED

Printed in Japan

CODE NO.	BOOKLET TYPE	13Z4E601
	MICRO-FICHE	13Z4E6EA/FA
PARTS CATALOGUE TITLE	GX100U	
NEWS NO.	013	

Block No.	Ref. No.	Note	Part No.	Description	Reqd. QTY	Serial No.	Parts catalogue code				
					GX 100 U						
E-11-1	1	L	28400-Z0D-V02ZA	STARTER ASSY., RECOIL	1	----- 1019282	BE14, KRAM, KRA2, KRB, KRBD, KRBM, KRB4, KRE4, KRF2, KRG, KRM, KRMG, KRW, KRW2, KR4, SE3, VEA, VEG, VE3				
				NH1..... BLACK							
				28400-Z0D-V02ZC				*R280*..... POWER RED	1	----- 1019282	BE14, KRAM, KRA2, KRB, KRB4, KREE, KREU, KRE4, KRG, KRM, KRMB, KRS, KRS2, KRT, KRT4, KRW, KR4, SE3, VE3
								28400-Z0D-V02ZD	*NH105*... MAT BLACK (#15-#20)	1	----- 1019282
				28400-Z0D-V03ZA				*NH1*..... BLACK	1	----- -----	KRBF, KRGF
								28400-Z0D-V03ZC	*R280*..... POWER RED	1	----- -----
				28400-Z0D-V03ZD					*NH105*... MAT BLACK (#15-#20)	1	1019283 -----
9	L	28462-Z0D-V02	ROPE, RECOIL STARTER		1	----- 1019282	BE14, KRAM, KRA2, KRB, KRBD, KRBM, KRB4, KREE, KREU, KRE4, KRF2, KRG, KRM, KRMB, KRMG, KRS, KRS2, KRT, KRT4, KRW, KRW2, KR4, SE3, VEA, VEG, VE3				
										
T	28462-Z0D-V03	1	----- -----	KRBF, KRDF, KRGF						

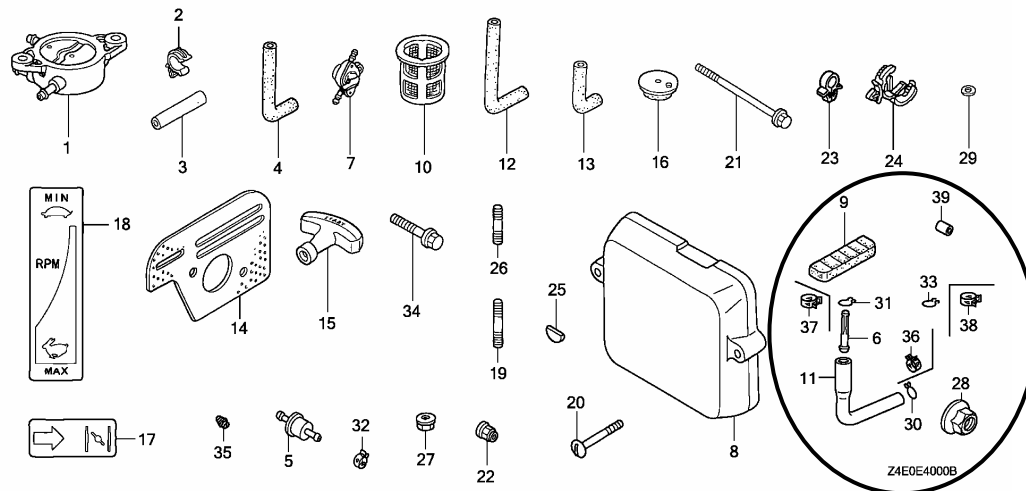
NOTE A:PART NO. CHANGE D:NEWLY PROVIDED E:PART NO. DELETION K:REQUIRED NO. CORRECTION L:APPLICATION SERIAL NO. CORRECTION
T:APPLICATION CORRECTION Z:REMARKS CHANGE

PARTS CATALOGUE NEWS

BOOKNo. : 13Z4E601

Block No.	Ref. No.	Note	Part No.	Description	Reqd. QTY		Serial No.	Parts catalogue code
					GX 100 U			
					1		1019283	----- BE14, KRAM, KRA2, KRB, KRBD, KRBM, KRB4, KREE, KREU, KRE4, KRF2, KRG, KRM, KRMB, KRMG, KRS, KRS2, KRT, KRT4, KRW, KRW2, KR4, SE3, VEA, VEG, VE3
E-14	9		16100-Z0D-U01	CARBURETOR ASSY. (BF31F A) ...	1		1012395	VSW4
		A	16100-Z4E-U01	CARBURETOR ASSY. (BF31J A) ...	1		1012396	----- VSW4
E-14-2	31	L	16100-Z0D-V05	CARBURETOR ASSY. (HDA 201D) ..	1		-----	KREU
					1		1006329	----- KRE4, KRM, KRMB, KRW, KR4
					1		1006329	1002872 KRF2
					1		1006329	1025213 KRBM
		T	16100-Z4E-R92	CARBURETOR ASSY. (HDA 227) ...	1		-----	KRT, KRT4
					1		1002873	----- KRF2

E-40 OTHER PARTS



E-40	11	L	17701-Z0D-U00	TUBE, FUEL TANK	1		1012395	VSW4
		D	17701-Z4E-U01	TUBE, FUEL TANK (FKM)	1		1012396	----- VSW4

NOTE A:PART NO. CHANGE D:NEWLY PROVIDED E:PART NO.DELETION K:REQUIRED NO. CORRECTION L:APPLICATION SERIAL NO. CORRECTION
T:APPLICATION CORRECTION Z:REMARKS CHANGE

PARTS CATALOGUE NEWS

BOOKNo. : 13Z4E601

Block No.	Ref. No.	Note	Part No.	Description	Reqd. QTY	Serial No.		Parts catalogue code
					GX 100 U			
	12		17702-Z0D-U00	TUBE A, FUEL	1	-----	1012395	VSW4
		A	17702-Z4E-U01	TUBE A, FUEL (FKM)	1	1012396	-----	VSW4
	13		17703-Z0D-U00	TUBE B, FUEL	1	-----	1012395	VSW4
		A	17703-Z4E-U01	TUBE B, FUEL (FKM)	1	1012396	-----	VSW4
	30	L	95002-02080	CLIP, TUBE (B8)	3	-----	1012395	VSW4
	31	L	95002-02100	CLIP, TUBE (B10)	2	-----	1012395	VSW4
	33	L	95002-70000	CLIP, TUBE (C11)	1	-----	1012395	VSW4
	36	D	95002-40800-08	CLAMP, TUBE (D8)	3	1012396	-----	VSW4
	37	D	95002-41000-08	CLAMP, TUBE (D10)	2	1012396	-----	VSW4
	38	D	95002-41050-08	CLAMP, TUBE (D10.5)	1	1012396	-----	VSW4
	39	D	94303-06100	DOWEL PIN, 6X10	2	-----	-----	KRBF
	40	E	94303-06100	*PARTS NO. DELETION				

NOTE A:PART NO. CHANGE D:NEWLY PROVIDED E:PART NO.DELETION K:REQUIRED NO. CORRECTION L:APPLICATION SERIAL NO. CORRECTION
T:APPLICATION CORRECTION Z:REMARKS CHANGE



PARTS CATALOGUE NEWS

Honda Motor Co., Ltd. Service Division

PARTS CATALOGUE - CORRECTED

Printed in Japan

CODE NO.	BOOKLET TYPE	13Z4E601
	MICRO-FICHE	13Z4E6EA/FA
PARTS CATALOGUE NEWS	GX100U	
NEWS NO.	014	

Block No.	Ref. No.	Note	Part No.	Description	Reqd. QTY	Serial No.	Parts catalogue code
					GX 100 U		
E-14-2	31	T	16100-Z4E-S12	CARBURETOR ASSY. (HDA 234) ...	1	----- 1025213	KRBF, KRGF
		D	16100-Z4E-S13	CARBURETOR ASSY. (HDA 234A) ..	1	1025214 -----	KRBF, KRBM, KRGF

NOTE A:PART NO. CHANGE D:NEWLY PROVIDED E:PART NO.DELETION K:REQUIRED NO. CORRECTION L:APPLICATION SERIAL NO. CORRECTION
T:APPLICATION CORRECTION Z:REMARKS CHANGE



PARTS CATALOGUE NEWS

Honda Motor Co., Ltd. Service Division

PARTS CATALOGUE - CORRECTED

Printed in Japan

CODE NO.	BOOKLET TYPE	13Z4E601
	MICRO-FICHE	13Z4E6EA/FA
PARTS CATALOGUE NEWS	GX100U	
NEWS NO.	015	

Block No.	Ref. No.	Note	Part No.	Description	Reqd. QTY	Serial No.		Parts catalogue code
					GX 100 U			
E-14-2	12	L	16042-Z0D-V02	SPRING	1	-----	-----	KRF2, KRM, KRMB, KRMG, KRT, KRT4, KR4
				(CARBURETOR NO.)	1	-----	HDA201D	KRBM, KREU, KRE4, KRW
				(CARBURETOR NO.)	1	-----	HDA206C	KRAM, KRG
	T	16042-Z4E-V92	1	-----	-----	KRBF, KRDF, KREE, KRGF	
			(CARBURETOR NO.)	1	HDA 234	-----	KRBM	
			(CARBURETOR NO.)	1	HDA234A	-----	KRAM, KREU, KRE4, KRM, KRW	
			(CARBURETOR NO.)	1	-----	-----	KRT, KRT4	
	16	L	16046-Z0D-V03	LEVER, THROTTLE	1	-----	-----	KRT, KRT4
				(CARBURETOR NO.)	1	-----	HDA201D	KREE, KREU
				(CARBURETOR NO.)	1	HDA201D	-----	KRF2, KRM, KRMB, KR4
(CARBURETOR NO.)				1	HDA201D	HDA201D	KRBM, KRE4, KRW	
(CARBURETOR NO.)				1	-----	-----	KRBF, KRDF, KRGF	
T	16046-Z0D-V73	1	-----	-----	KRBF, KRDF, KRGF		
		(CARBURETOR NO.)	1	HDA 234	-----	KRBM		
		(CARBURETOR NO.)	1	HDA206C	-----	KRAM, KRG, KRMG		

NOTE A:PART NO. CHANGE D:NEWLY PROVIDED E:PART NO.DELETION K:REQUIRED NO. CORRECTION L:APPLICATION SERIAL NO. CORRECTION
T:APPLICATION CORRECTION Z:REMARKS CHANGE

PARTS CATALOGUE NEWS

BOOKNo. : 13Z4E601

Block No.	Ref. No.	Note	Part No.	Description	Reqd. QTY	Serial No.	Parts catalogue code
					GX 100 U		
				(CARBURETOR NO.)	1	HDA234A -----	KREE, KREU, KRE4, KRW
	18	L	16049-Z0D-V02	SCREW, IDLE ADJUSTING	1	-----	KRF2, KRM, KRMB, KRMG, KRT, KRT4, KR4
				(CARBURETOR NO.)	1	----- HDA 228	KREE
				(CARBURETOR NO.)	1	----- HDA 234	KRBF, KRBM, KRGF
				(CARBURETOR NO.)	1	----- HDA201D	KREU, KRE4, KRW
				(CARBURETOR NO.)	1	----- HDA206C	KRAM, KRG
		T	16049-Z4E-S12	1	-----	KRDF
				(CARBURETOR NO.)	1	HDA234A -----	KRAM, KRBF, KRBM, KREE, KREU, KRE4, KRG, KRGF, KRW
	27	L	16058-Z0D-V02	SHAFT ASSY. , CHOKE	1	-----	KRDF, KRF2, KRM, KRMB, KRT, KRT4, KR4
				(CARBURETOR NO.)	1	----- HDA201D	KRBM, KREE, KREU, KRE4, KRW
		T	16058-Z0D-V72	1	-----	KRAM, KRBF, KRG, KRGF, KRMG
				(CARBURETOR NO.)	1	HDA 234 -----	KRBM
				(CARBURETOR NO.)	1	HDA234A -----	KREE, KREU, KRE4, KRW
	38	T	16552-896-650	COLLAR, LEVER	1	-----	KRAM, KRBF, KRDF, KRG, KRGF, KRMG
				(CARBURETOR NO.)	1	HDA 234 -----	KRBM
				(CARBURETOR NO.)	1	HDA234A -----	KREE, KREU, KRE4, KRW
	41	L	99101-Z0D-0540	JET (#54)	1	-----	KRM, KRMB, KRMG, KR4
				(CARBURETOR NO.)	1	----- HDA 228	KREE
				(CARBURETOR NO.)	1	----- HDA201D	KRBM, KREU, KRE4, KRF2, KRW
				(CARBURETOR NO.)	1	----- HDA206C	KRAM, KRG
					(1)	-----	KRT, KRT4
		L	99101-Z0D-0540	(1)	HDA 227 -----	KRF2
				(CARBURETOR NO.)	(1)		

NOTE A:PART NO. CHANGE D:NEWLY PROVIDED E:PART NO.DELETION K:REQUIRED NO. CORRECTION L:APPLICATION SERIAL NO. CORRECTION
T:APPLICATION CORRECTION Z:REMARKS CHANGE



PARTS CATALOGUE NEWS

Honda Motor Co., Ltd. Service Division

PARTS CATALOGUE - CORRECTED

Printed in Japan

CODE NO.	BOOKLET TYPE	13Z4E601
	MICRO- FICHE	13Z4E6EA/FA
PARTS CATALOGUE NEWS	GX100U	
NEWS NO.	016	

Block No.	Ref. No.	Note	Part No.	Description	Reqd. QTY	Serial No.		Parts catalogue code	
					GX 100 U				
E-14-2	12	L	16042-Z0D-V02	SPRING	1	-----	-----	KRF2, KRM, KRMB, KRMG, KRT4, KR4	
				(CARBURETOR NO.)	1	-----	HDA 227	KRT	
				(CARBURETOR NO.)	1	-----	HDA201D	KRBM, KREU, KRE4, KRW	
				(CARBURETOR NO.)	1	-----	HDA206C	KRAM, KRG	
		T	16042-Z4E-V92	1	-----	-----	KRBF, KRDF, KREE, KRGF	
	(CARBURETOR NO.)			1	HDA 234	-----	KRBM		
	(CARBURETOR NO.)			1	HDA234A	-----	KRAM, KREU, KRE4, KRM, KRT, KRW		
		16	L	16046-Z0D-V03	LEVER, THROTTLE	1	-----	-----	KRT4
	(CARBURETOR NO.)				1	-----	HDA 227	KRT	
	(CARBURETOR NO.)				1	-----	HDA201D	KREE, KREU	
(CARBURETOR NO.)	1				HDA201D	-----	KRF2, KRM, KRMB, KR4		
(CARBURETOR NO.)	1				HDA201D	HDA201D	KRBM, KRE4, KRW		
	T	16046-Z0D-V73	1	-----	-----	KRBF, KRDF, KRGF		

NOTE A:PART NO. CHANGE D:NEWLY PROVIDED E:PART NO.DELETION K:REQUIRED NO. CORRECTION L:APPLICATION SERIAL NO. CORRECTION
T:APPLICATION CORRECTION Z:REMARKS CHANGE

PARTS CATALOGUE NEWS

BOOKNo. : 13Z4E601

Block No.	Ref. No.	Note	Part No.	Description	Reqd. QTY	Serial No.	Parts catalogue code
					GX 100 U		
				(CARBURETOR NO.)	1	HDA 234 -----	KRBM
				(CARBURETOR NO.)	1	HDA206C -----	KRAM, KRG, KRMG
				(CARBURETOR NO.)	1	HDA234A -----	KREE, KREU, KRE4, KRT, KRW
	18	L	16049-Z0D-V02	SCREW, IDLE ADJUSTING	1	-----	KRF2, KRM, KRMB, KRMG, KRT4, KR4
				(CARBURETOR NO.)	1	----- HDA 227	KRT
				(CARBURETOR NO.)	1	----- HDA 228	KREE
				(CARBURETOR NO.)	1	----- HDA 234	KRBF, KRBM, KRGF
				(CARBURETOR NO.)	1	----- HDA201D	KREU, KRE4, KRW
				(CARBURETOR NO.)	1	----- HDA206C	KRAM, KRG
		T	16049-Z4E-S12	1	-----	KRDF
				(CARBURETOR NO.)	1	HDA234A -----	KRAM, KRBF, KRBM, KREE, KREU, KRE4, KRG, KRGF, KRT, KRW
	27	L	16058-Z0D-V02	SHAFT ASSY. , CHOKE	1	-----	KRDF, KRF2, KRM, KRMB, KRT4, KR4
				(CARBURETOR NO.)	1	----- HDA 227	KRT
				(CARBURETOR NO.)	1	----- HDA201D	KRBM, KREE, KREU, KRE4, KRW
		T	16058-Z0D-V72	1	-----	KRAM, KRBF, KRG, KRGF, KRMG
				(CARBURETOR NO.)	1	HDA 234 -----	KRBM
				(CARBURETOR NO.)	1	HDA234A -----	KREE, KREU, KRE4, KRT, KRW
	38	T	16552-896-650	COLLAR, LEVER	1	-----	KRAM, KRBF, KRDF, KRG, KRGF, KRMG
				(CARBURETOR NO.)	1	HDA 234 -----	KRBM
				(CARBURETOR NO.)	1	HDA234A -----	KREE, KREU, KRE4, KRT, KRW
	41	L	99101-Z4E-0560	JET (#56)	1	-----	KRT4
				(CARBURETOR NO.)	1	----- HDA 227	KRT
				(CARBURETOR NO.)	1	HDA 227 -----	KRF2

NOTE A:PART NO. CHANGE D:NEWLY PROVIDED E:PART NO.DELETION K:REQUIRED NO. CORRECTION L:APPLICATION SERIAL NO. CORRECTION
T:APPLICATION CORRECTION Z:REMARKS CHANGE



PARTS CATALOGUE NEWS

Honda Motor Co., Ltd. Service Division

PARTS CATALOGUE - CORRECTED

Printed in Japan

CODE NO.	BOOKLET TYPE	13Z4E601
	MICRO- FICHE	13Z4E6EA/FA
PARTS CATALOGUE NEWS	GX100U	
NEWS NO.	017	

Block No.	Ref. No.	Note	Part No.	Description	Reqd. QTY	Serial No.	Parts catalogue code		
					GX 100 U				
E-3	8	L	15571-ZM7-003	VALVE, OIL OUTLET	1	-----	BE14, KRA2, KRF2, KRM, KRMB, KRS, KRS2, KRT, KRT4, KRW2, KR4, QAD QA2, QA26, QBE, QE, QE14, QXB4, QXU2, SA2, SE, SE14, SE3, VA2, VEA VEG, VE3, VE4, VSW4		
					1	-----	1037364	KREE, KREU, KRE4, KRW	
					1	-----	-----	KRAM, KRB, KRBD, KRBF, KRBM, KRB4, KRDF, KRG, KRGF, KRMG	
					1	-----	1037365	KREE, KREU, KRE4, KRW	
E-14-2	31	L	16100-Z0D-V05	CARBURETOR ASSY. (HDA 201D) ..	1	-----	1037364	KREU	
					1	-----	1006329	KRM, KRMB, KR4	
					1	-----	1006329	1002872	KRF2
					1	-----	1006329	1025213	KRBM
					1	-----	1006329	1037364	KRE4, KRW
					1	-----	1006364	-----	KRMG
					1	-----	1006364	1037364	KRAM, KRG
1	-----	16100-Z4E-V92	CARBURETOR ASSY. (HDA 228) ...	1	-----	1037364	KREE		

NOTE A:PART NO. CHANGE D:NEWLY PROVIDED E:PART NO.DELETION K:REQUIRED NO. CORRECTION L:APPLICATION SERIAL NO. CORRECTION
T:APPLICATION CORRECTION Z:REMARKS CHANGE

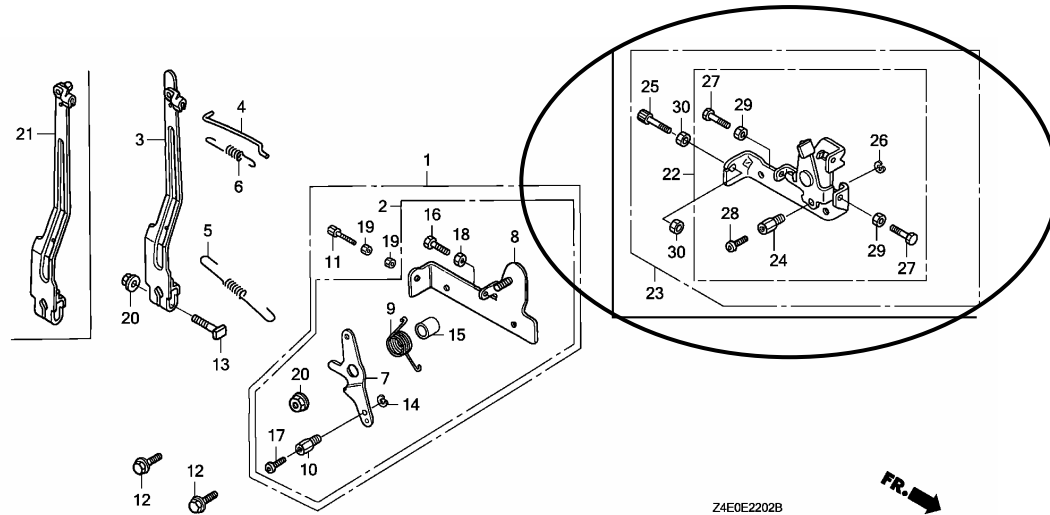
PARTS CATALOGUE NEWS

BOOKNo. : 13Z4E601

Block No.	Ref. No.	Note	Part No.	Description	Reqd. QTY	Serial No.	Parts catalogue code
					GX 100 U		
		T	16100-Z4E-S13	CARBURETOR ASSY. (HDA 234A) ..	1	1025214 -----	KRBF, KRBM, KRGF
					1	1037365 -----	KRAM, KREE, KREU, KRE4, KRG, KRW
	34	L	16213-Z0D-V00	INSULATOR B, CARBURETOR	1	-----	KRF2, KRM, KRMB, KRMG, KRT, KRT4, KR4
					1	----- 1025213	KRBM
					1	----- 1037364	KRAM, KREE, KREU, KRE4, KRG, KRW
		T	16213-Z4E-S10	1	-----	KRBF, KRDF, KRGF
					1	1025214 -----	KRBM
					1	1037365 -----	KRAM, KREE, KREU, KRE4, KRG, KRW

E-22-2 CONTROL (RAMMER REMOTE) (2)

Ref. No.	(Relative ref. Number)	Description	FRT
1	(2, 23)		
1161A5		CONTROL, THROTTLE/GOVERNOR ...	0.2



E-22-2	1	L	16500-ZG0-U01	CONTROL ASSY. (REMOTE)	1	-----	KRMB, KRT4, KR4
					1	----- 1038064	KREE, KREU, KRE4, KRW
	2	L	16500-Z0D-V70	CONTROL ASSY. (BOMAG)	1	-----	KRG, KRMG
					1	----- 1037364	KRAM

NOTE A:PART NO. CHANGE D:NEWLY PROVIDED E:PART NO.DELETION K:REQUIRED NO. CORRECTION L:APPLICATION SERIAL NO. CORRECTION
T:APPLICATION CORRECTION Z:REMARKS CHANGE

PARTS CATALOGUE NEWS

BOOKNo. : 13Z4E601

Block No.	Ref. No.	Note	Part No.	Description	Reqd. QTY		Serial No.	Parts catalogue code
					6X 100 U			
	6		16562-Z0D-V00	SPRING, THROTTLE RETURN	1		-----	KRG, KRM, KRMB, KRMG, KRT, KRT4, KR4
					1		----- 1037364	KRAM
					1		----- 1038064	KREE, KREU, KRE4, KRW
		A	16562-Z4E-S10	1		1037365 -----	KRAM
					1		1038065 -----	KREE, KREU, KRE4, KRW
	7	L	16571-ZG0-810	LEVER, CONTROL (REMOTE)	1		-----	KRG, KRM, KRMB, KRMG, KRS, KRT, KRT4, KR4
					1		----- 1037364	KRAM
					1		----- 1038064	KREE, KREU, KRE4, KRW
	8	L	16572-ZG0-810	BASE COMP., CONTROL (REMOTE) .	1		-----	KRG, KRMB, KRMG, KRT4, KR4
					1		----- 1037364	KRAM
					1		----- 1038064	KREE, KREU, KRE4, KRW
	9	L	16575-Z0D-V70	SPRING, CONTROL LEVER RETURN .	1		-----	KRG, KRMG
					1		----- 1037364	KRAM
		L	16592-896-610	SPRING, RETURN	1		-----	KRM, KRMB, KRS, KRT, KRT4, KR4
					1		----- 1038064	KREE, KREU, KRE4, KRW
	10	L	16594-883-010	HOLDER, WIRE	1		-----	KRG, KRM, KRMB, KRMG, KRS, KRT, KRT4, KR4
					1		----- 1037364	KRAM
					1		----- 1038064	KREE, KREU, KRE4, KRW
	11	L	54717-ZG0-S00	BOLT, CABLE ADJUSTING (6X34) .	1		-----	KRMB, KRT4, KR4
					1		----- 1038064	KREE, KREU, KRE4, KRW
	14	L	90605-230-000	CIRCLIP, 5MM	1		-----	KRG, KRM, KRMB, KRMG, KRS, KRT, KRT4, KR4
					1		----- 1037364	KRAM
					1		----- 1038064	KREE, KREU, KRE4, KRW
	15	L	91552-ZG0-810	COLLAR, CONTROL LEVER	1		-----	KRG, KRM, KRMB, KRMG, KRS, KRT, KRT4, KR4

NOTE A:PART NO. CHANGE D:NEWLY PROVIDED E:PART NO.DELETION K:REQUIRED NO. CORRECTION L:APPLICATION SERIAL NO. CORRECTION
T:APPLICATION CORRECTION Z:REMARKS CHANGE

PARTS CATALOGUE NEWS

BOOKNo. : 13Z4E601

Block No.	Ref. No.	Note	Part No.	Description	Reqd. QTY		Serial No.	Parts catalogue code
					6X 100 U			
					1		1037364	KRAM
					1		1038064	KREE, KREU, KRE4, KRW
	16	L	92301-05020-0A	BOLT, RECESSED, 5X20	1			KRG, KRM, KRMB, KRMG, KRS, KRT, KRT4, KR4
					1		1037364	KRAM
					1		1038064	KREE, KREU, KRE4, KRW
	17	L	93500-04006-0H	SCREW, PAN, 4X6	1			KRG, KRM, KRMB, KRMG, KRS, KRT, KRT4, KR4
					1		1037364	KRAM
					1		1038064	KREE, KREU, KRE4, KRW
	18	L	94001-05000	NUT, HEX., 5MM	1			KRG, KRM, KRMB, KRMG, KRS, KRT, KRT4, KR4
					1		1037364	KRAM
					1		1038064	KREE, KREU, KRE4, KRW
	19	L	94002-06000-0S	NUT, HEX., 6MM	2			KRMB, KRT4, KR4
					2		1038064	KREE, KREU, KRE4, KRW
	20	L	94050-06000	NUT, FLANGE, 6MM	2			KRG, KRM, KRMB, KRMG, KRS, KRT, KRT4, KR4
					2		1037364	KRAM
					2		1038064	KREE, KREU, KRE4, KRW
	22	D	16500-Z4E-S10	CONTROL ASSY.	1		1037365	KRAM
	23	D	16500-Z4E-V10	CONTROL ASSY.	1		1038065	KREE, KREU, KRE4, KRW
	24	D	16594-883-010	HOLDER, WIRE	1		1037365	KRAM
					1		1038065	KREE, KREU, KRE4, KRW
	25	D	54717-ZG0-S00	BOLT, CABLE ADJUSTING (6X34) .	1		1038065	KREE, KREU, KRE4, KRW
	26	D	90605-230-000	CIRCLIP, 5MM	1		1037365	KRAM
					1		1038065	KREE, KREU, KRE4, KRW
	27	D	92301-05020-0A	BOLT, RECESSED, 5X20	2		1037365	KRAM

NOTE A:PART NO. CHANGE D:NEWLY PROVIDED E:PART NO.DELETION K:REQUIRED NO. CORRECTION L:APPLICATION SERIAL NO. CORRECTION
T:APPLICATION CORRECTION Z:REMARKS CHANGE

PARTS CATALOGUE NEWS

BOOKNo. : 13Z4E601

Block No.	Ref. No.	Note	Part No.	Description	Reqd. QTY	Serial No.	Parts catalogue code
					GX 100 U		
					2	1038065 -----	KREE, KREU, KRE4, KRW
	28	D	93500-04006-0H	SCREW, PAN, 4X6	1	1037365 -----	KRAM
					1	1038065 -----	KREE, KREU, KRE4, KRW
	29	D	94001-05000	NUT, HEX., 5MM	2	1037365 -----	KRAM
					2	1038065 -----	KREE, KREU, KRE4, KRW
	30	D	94002-06000-0S	NUT, HEX., 6MM	2	1038065 -----	KREE, KREU, KRE4, KRW

NOTE A:PART NO. CHANGE D:NEWLY PROVIDED E:PART NO.DELETION K:REQUIRED NO. CORRECTION L:APPLICATION SERIAL NO. CORRECTION
T:APPLICATION CORRECTION Z:REMARKS CHANGE



PARTS CATALOGUE NEWS

Honda Motor Co., Ltd. Service Division

PARTS CATALOGUE - CORRECTED

Printed in Japan

CODE NO.	BOOKLET TYPE	13Z4E601
	MICRO-FICHE	13Z4E6EA/FA
PARTS CATALOGUE NEWS	GX100U	
NEWS NO.	018	

Block No.	Ref. No.	Note	Part No.	Description	Reqd. QTY	Serial No.	Parts catalogue code
					GX 100 U		
E-16-1	2		18321-Z0D-V00	PROTECTOR, MUFFLER	1	----- 1038644	KREE, KREU, KRE4, KRMB, KRT4, KR4
			18321-Z0D-V20	1	----- 1038538	KRAM, KRA2, KRB, KRBD, KRBF, KRBM, KRB4, KRDF, KRF2, KRG, KRGF, KRM KRMG, KRS, KRS2, KRT, KRW, KRW2, VEG
	A	18321-Z0D-V01	1	1038645 -----	KREE, KREU, KRE4, KRMB, KRT4, KR4	
	A	18321-Z0D-V21	1	1038539 -----	KRAM, KRA2, KRB, KRBD, KRBF, KRBM, KRB4, KRDF, KRF2, KRG, KRGF, KRM KRMG, KRS, KRS2, KRT, KRW, KRW2, VEG	

NOTE A:PART NO. CHANGE D:NEWLY PROVIDED E:PART NO.DELETION K:REQUIRED NO. CORRECTION L:APPLICATION SERIAL NO. CORRECTION
T:APPLICATION CORRECTION Z:REMARKS CHANGE



PARTS CATALOGUE NEWS

Honda Motor Co., Ltd. Service Division

PARTS CATALOGUE - CORRECTED

Printed in Japan

CODE NO.	BOOKLET TYPE	13Z4E601
	MICRO- FICHE	13Z4E6EA/FA
PARTS CATALOGUE NEWS	GX100U	
NEWS NO.	019	

Block No.	Ref. No.	Note	Part No.	Description	Reqd. QTY	Serial No.	Parts catalogue code
					GX 100 U		
E-3	8	L	15571-ZM7-003	VALVE, OIL OUTLET	1	-----	BE14, KRA2, KRF2, KRM, KRMB, KRS, KRS2, KRT4, KRW2, KR4, QAD, QA2, QA26, QBE, QE, QE14, QXB4, QXU2, SA2, SE, SE14, SE3, VA2, VEA, VEG, VE3, VE4, VSW4
					1	-----	1037364 KREE, KREU, KRE4, KRW
					1	-----	1045304 KRT
		T	15571-Z0D-V71	1	-----	KRAM, KRB, KRBD, KRBF, KRBM, KRB4, KRDF, KRG, KRGF, KRMG
					1	1037365	KREE, KREU, KRE4, KRW
					1	1045305	KRT

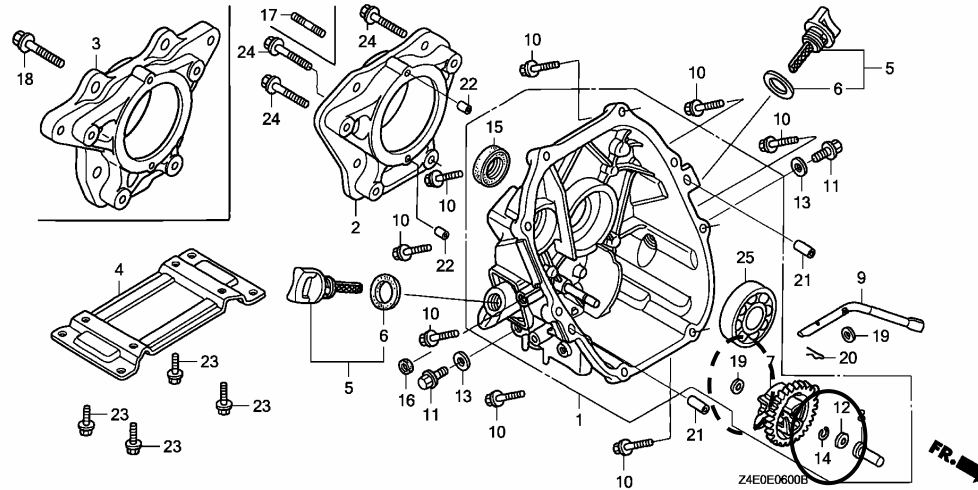
NOTE A:PART NO. CHANGE D:NEWLY PROVIDED E:PART NO. DELETION K:REQUIRED NO. CORRECTION L:APPLICATION SERIAL NO. CORRECTION
T:APPLICATION CORRECTION Z:REMARKS CHANGE

BOOKNo. : 13Z4E601

Block No.	Ref. No.	Note	Part No.	Description	Reqd. QTY		Serial No.	Parts catalogue code
					GX	U		

E-6 CRANKCASE COVER

ILLUSTRATION CORRECTED



E-14-2	31	L	16100-Z4E-R92	CARBURETOR ASSY. (HDA 227) ...	1	-----	-----	KRT4
					1	-----	1045304	KRT
					1	1002873	-----	KRF2
					1	1025214	1055285	KRBF, KRBM, KRGF
		T	16100-Z4E-S13	CARBURETOR ASSY. (HDA 234A) ..	1	1037365	1055285	KRAM, KREE, KREU, KRE4, KRG, KRW
					1	1045305	1055285	KRT
		A	16100-Z4E-S14	CARBURETOR ASSY. (HDA 234B) ..	1	1055286	-----	KRAM, KRBF, KRBM, KREE, KREU, KRE4, KRG, KRGF, KRT, KRW
	34	L	16213-Z0D-V00	INSULATOR B, CARBURETOR	1	-----	-----	KRF2, KRM, KRMB, KRMG, KRT4, KR4
					1	-----	1025213	KRBM
					1	-----	1037364	KRAM, KREE, KREU, KRE4, KRG, KRW
					1	-----	1045304	KRT
		T	16213-Z4E-S10	1	-----	-----	KRBF, KRDF, KRGF

NOTE A:PART NO. CHANGE D:NEWLY PROVIDED E:PART NO. DELETION K:REQUIRED NO. CORRECTION L:APPLICATION SERIAL NO. CORRECTION
T:APPLICATION CORRECTION Z:REMARKS CHANGE

PARTS CATALOGUE NEWS

BOOKNo. : 13Z4E601

Block No.	Ref. No.	Note	Part No.	Description	Reqd. QTY	Serial No.	Parts catalogue code
					GX 100 U		
					1	1025214 -----	KRBM
					1	1037365 -----	KRAM, KREE, KREU, KRE4, KRG, KRW
					1	1045305 -----	KRT
	39		95001-45120-50	HOSE, FUEL, 4. 5X120 (95001-45001-50M)	1	-----	KRM
					1	----- 1045304	KRT
	A		95001-45090-50	TUBE, FUEL, 4. 5X90 (95001-45001-50M)	1	1045305 -----	KRT
E-17	1	L	16910-GB2-005	STRAINER COMP. , FUEL	1	-----	KRB, KRBD, KRB4, KRM, KRS
					1	----- 1025213	KRBM
					1	----- 1045304	KRT
		T	16910-Z4E-S21	1	-----	KRDF
					1	1025214 -----	KRBM
					1	1045305 -----	KRT
	19		95001-45310-50	HOSE, FUEL, 4. 5X310 (95001-45001-50M)	1	-----	KRM, KRS
					1	----- 1045304	KRT
	A		95001-45200-50	HOSE, FUEL, 4. 5X200 (95001-45001-50M)	1	1045305 -----	KRT
E-22-2	2	L	16500-Z0D-V80	CONTROL ASSY.	1	-----	KRM, KRS
					1	----- 1045304	KRT
	6	L	16562-Z0D-V00	SPRING, THROTTLE RETURN	1	-----	KRG, KRM, KRMB, KRMG, KRT4, KR4
					1	----- 1037364	KRAM
					1	----- 1038064	KREE, KREU, KRE4, KRW
					1	----- 1045304	KRT
		T	16562-Z4E-S10	1	1037365 -----	KRAM

NOTE A:PART NO. CHANGE D:NEWLY PROVIDED E:PART NO.DELETION K:REQUIRED NO. CORRECTION L:APPLICATION SERIAL NO. CORRECTION
T:APPLICATION CORRECTION Z:REMARKS CHANGE

PARTS CATALOGUE NEWS

BOOKNo. : 13Z4E601

Block No.	Ref. No.	Note	Part No.	Description	Reqd. QTY		Serial No.	Parts catalogue code
					GX	100		
					1		1038065	KREE, KREU, KRE4, KRW
					1		1045305	KRT
	7	L	16571-ZG0-810	LEVER, CONTROL (REMOTE)	1			KRG, KRM, KRMB, KRMG, KRS, KRT4, KR4
					1		1037364	KRAM
					1		1038064	KREE, KREU, KRE4, KRW
					1		1045304	KRT
	8	L	16581-Z0D-V80	BASE, CONTROL	1			KRM, KRS
					1		1045304	KRT
	9	L	16592-896-610	SPRING, RETURN	1			KRM, KRMB, KRS, KRT4, KR4
					1		1038064	KREE, KREU, KRE4, KRW
					1		1045304	KRT
	10	L	16594-883-010	HOLDER, WIRE	1			KRG, KRM, KRMB, KRMG, KRS, KRT4, KR4
					1		1037364	KRAM
					1		1038064	KREE, KREU, KRE4, KRW
					1		1045304	KRT
	14	L	90605-230-000	CIRCLIP, 5MM	1			KRG, KRM, KRMB, KRMG, KRS, KRT4, KR4
					1		1037364	KRAM
					1		1038064	KREE, KREU, KRE4, KRW
					1		1045304	KRT
	15	L	91552-ZG0-810	COLLAR, CONTROL LEVER	1			KRG, KRM, KRMB, KRMG, KRS, KRT4, KR4
					1		1037364	KRAM
					1		1038064	KREE, KREU, KRE4, KRW
					1		1045304	KRT
	16	L	92301-05020-0A	BOLT, RECESSED, 5X20	1			KRG, KRM, KRMB, KRMG, KRS, KRT4, KR4

NOTE A:PART NO. CHANGE D:NEWLY PROVIDED E:PART NO.DELETION K:REQUIRED NO. CORRECTION L:APPLICATION SERIAL NO. CORRECTION
T:APPLICATION CORRECTION Z:REMARKS CHANGE

PARTS CATALOGUE NEWS

BOOKNo. : 13Z4E601

Block No.	Ref. No.	Note	Part No.	Description	Reqd. QTY		Serial No.	Parts catalogue code
					6X 100 U			
					1		----- 1037364	KRAM
					1		----- 1038064	KREE, KREU, KRE4, KRW
					1		----- 1045304	KRT
	17	L	93500-04006-0H	SCREW, PAN, 4X6	1		-----	KRG, KRM, KRMB, KRMG, KRS, KRT4, KR4
					1		----- 1037364	KRAM
					1		----- 1038064	KREE, KREU, KRE4, KRW
					1		----- 1045304	KRT
	18	L	94001-05000	NUT, HEX., 5MM	1		-----	KRG, KRM, KRMB, KRMG, KRS, KRT4, KR4
					1		----- 1037364	KRAM
					1		----- 1038064	KREE, KREU, KRE4, KRW
					1		----- 1045304	KRT
	20	L	94050-06000	NUT, FLANGE, 6MM	2		-----	KRG, KRM, KRMB, KRMG, KRS, KRT4, KR4
					2		----- 1037364	KRAM
					2		----- 1038064	KREE, KREU, KRE4, KRW
					2		----- 1045304	KRT
	23	T	16500-Z4E-V10	CONTROL ASSY.	1		1038065 -----	KREE, KREU, KRE4, KRW
					1		1045305 -----	KRT
	24	T	16594-883-010	HOLDER, WIRE	1		1037365 -----	KRAM
					1		1038065 -----	KREE, KREU, KRE4, KRW
					1		1045305 -----	KRT
	25	T	54717-ZG0-S00	BOLT, CABLE ADJUSTING (6X34) .	1		1038065 -----	KREE, KREU, KRE4, KRW
					1		1045305 -----	KRT
	26	T	90605-230-000	CIRCLIP, 5MM	1		1037365 -----	KRAM
					1		1038065 -----	KREE, KREU, KRE4, KRW

NOTE A:PART NO. CHANGE D:NEWLY PROVIDED E:PART NO.DELETION K:REQUIRED NO. CORRECTION L:APPLICATION SERIAL NO. CORRECTION
T:APPLICATION CORRECTION Z:REMARKS CHANGE

PARTS CATALOGUE NEWS

BOOKNo. : 13Z4E601

Block No.	Ref. No.	Note	Part No.	Description	Reqd. QTY	Serial No.	Parts catalogue code
					GX 100 U		
					1	1045305 -----	KRT
	27	T	92301-05020-0A	BOLT, RECESSED, 5X20	2	1037365 -----	KRAM
					2	1038065 -----	KREE, KREU, KRE4, KRW
					2	1045305 -----	KRT
	28	T	93500-04006-0H	SCREW, PAN, 4X6	1	1037365 -----	KRAM
					1	1038065 -----	KREE, KREU, KRE4, KRW
					1	1045305 -----	KRT
	29	T	94001-05000	NUT, HEX., 5MM	2	1037365 -----	KRAM
					2	1038065 -----	KREE, KREU, KRE4, KRW
					2	1045305 -----	KRT
	30	T	94002-06000-0S	NUT, HEX., 6MM	2	1038065 -----	KREE, KREU, KRE4, KRW
					2	1045305 -----	KRT

NOTE A:PART NO. CHANGE D:NEWLY PROVIDED E:PART NO.DELETION K:REQUIRED NO. CORRECTION L:APPLICATION SERIAL NO. CORRECTION
T:APPLICATION CORRECTION Z:REMARKS CHANGE



PARTS CATALOGUE NEWS

Honda Motor Co., Ltd. Service Division

PARTS CATALOGUE - CORRECTED

Printed in Japan

CODE NO.	BOOKLET TYPE	13Z4E601
	MICRO-FICHE	13Z4E6EA/FA
PARTS CATALOGUE NEWS		GX100U
NEWS NO.	020	

Block No.	Ref. No.	Note	Part No.	Description	Reqd. QTY	Serial No.		Parts catalogue code
					GX 100 U			
E-6	1		11300-Z0D-Q00	COVER ASSY., CRANKCASE	1	-----	-----	KRAM, KRG, KRMG
					1	-----	1053174	KREU
			A	11300-Z4E-V20	1	1053175	-----
E-11-1	1	T	28400-Z0D-V03ZC	STARTER ASSY., RECOIL *R280*..... POWER RED	1	-----	-----	KRDF, KRGF
					1	1019283	-----	BE14, KRAM, KRA2, KRB, KRB4, KREE, KREU, KRE4, KRG, KRM, KRMB, KRS KRS2, KRT, KRT4, KRW, KR4, SE3, VE3
			2	T	28410-Z0D-V02ZC	CASE COMP., RECOIL STARTER *R280*..... POWER RED	1	-----
E-12	1	D	19610-Z4E-S11ZB	COVER COMP., FAN *R280*..... POWER RED	1	-----	-----	KRGF
E-14-2	48		17702-Z4E-S20	TUBE, FUEL RETURN	1	-----	1047527	KRDF
			A	17702-Z4E-S21	1	1047528	-----

NOTE A:PART NO. CHANGE D:NEWLY PROVIDED E:PART NO. DELETION K:REQUIRED NO. CORRECTION L:APPLICATION SERIAL NO. CORRECTION
T:APPLICATION CORRECTION Z:REMARKS CHANGE



PARTS CATALOGUE NEWS

Honda Motor Co., Ltd. Service Division

Printed in Japan

December 17, 2006

CODE NO.	BOOKLET TYPE	13Z4E601
	MICRO- FICHE	13Z4E6EA/FA
PARTS CATALOGUE NEWS	GX100U	
NEWS NO.	021	

GX100U-KRSB TYPE sales information

NOTE: This Parts Catalogue News explains only the parts of the different model that are produced to conform to addition of the GX100U-KRSB type.

As for the parts not listed on this Parts Catalogue News, use the parts of the GX100U- KRMB type.

• Models, parts catalogue codes and applicable serial numbers

Model	Type		Parts catalogue type	Applicable engine serial No.	Applicable carburetor identification No.
GX100U	KRMB	Base type	KRMB	GCAGK-1000001~	HDA 201C/D
	KRSB	Additional type	KRSB		HDA 201D

• Features of each type		Base type	Additional type
Specifications	Model	GX100U	
	Type	KRMB	KRSB
Crankshaft	15mm ø Straight		
	15.8mm ø Straight		
	17mm ø Straight		
	M8 Tapered		
	M12 Stepped thread	●	●
Oil alert			
Fuel tank			

PARTS CATALOGUE NEWS

BOOKNo. : 13Z4E601

Block No.	Ref. No.	Part No.	Description	Reqd. QTY	Base Part No.	Parts catalogue code
				GX 100 U		
E-3	1	12000-Z0D-405	BARREL ASSY., CYLINDER	1	12000-Z0D-V00	
E-12	2		SWITCH ASSY., ENGINE STOP	0	35120-Z0D-V81	
	3	81329-567-020	GROMMET, DRAIN HOLE	1		
E-15	2		FILTER, OUTER	0	17218-Z0D-000	
	6	17231-Z0D-V61	COVER, AIR CLEANER	1	17231-Z0D-000	
E-17	1	16910-ZE8-015	STRAINER COMP., FUEL	1		
	19	95001-45100-50	HOSE, FUEL, 4.5X100 (95001-45001-50M)	1		
	23	95002-40850-08	CLAMP, TUBE (D8.5)	1		
E-28	1	87521-Z0D-V02	EMBLEM (RAMMER)	1	87521-Z0D-V01	
	5	87601-Z4E-S50	MARK, TYPE (KRSB)	1	87601-Z0D-R80	
	6	89216-130-690	WRENCH, SPARK PLUG	1		
E-40	8	17231-Z0D-V61	COVER, AIR CLEANER	1		
	20	90011-Z0D-000	BOLT, AIR CLEANER COVER	2		
	25	90741-Z0D-V50	KEY, WOODRUFF, 13X12	1		
	28	94050-12000	NUT, FLANGE, 12MM	1		



PARTS CATALOGUE NEWS

Honda Motor Co., Ltd. Service Division

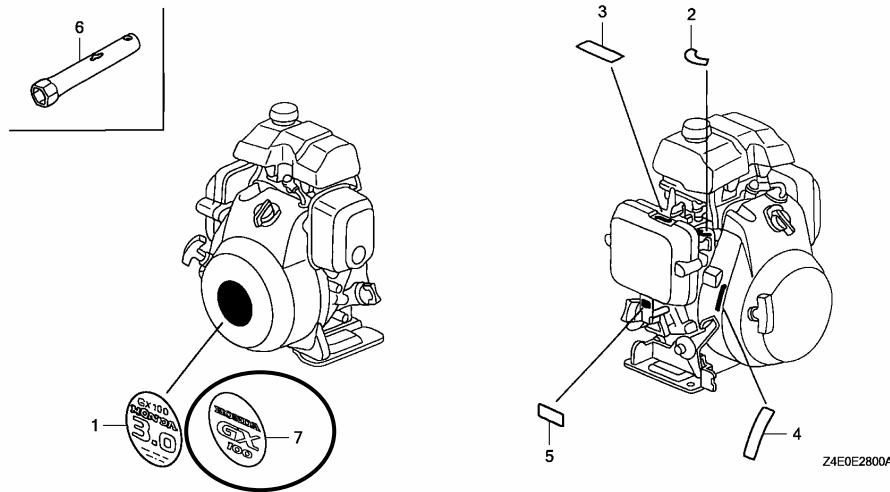
PARTS CATALOGUE - CORRECTED

Printed in Japan

CODE NO.	BOOKLET TYPE	13Z4E601
	MICRO-FICHE	13Z4E6EA/FA
PARTS CATALOGUE NEWS	GX100U	
NEWS NO.	022	

Block No.	Ref. No.	Note	Part No.	Description	Reqd. QTY GX 100 U	Serial No.	Parts catalogue code
-----------	----------	------	----------	-------------	-----------------------------	------------	----------------------

E-28 LABEL/TOOL



E-28 1 E 87521-Z0D-V02 *PARTS NO. DELETION

NOTE A:PART NO. CHANGE D:NEWLY PROVIDED E:PART NO.DELETION K:REQUIRED NO. CORRECTION L:APPLICATION SERIAL NO. CORRECTION
T:APPLICATION CORRECTION Z:REMARKS CHANGE

PARTS CATALOGUE NEWS

BOOKNo. : 13Z4E601

Block No.	Ref. No.	Note	Part No.	Description	Reqd. QTY		Serial No.	Parts catalogue code
					GX 100 U			
	7	D	87521-ZOD-V02	EMBLEM (RAMMA) (GX100)	1		-----	KRSB

NOTE A:PART NO. CHANGE D:NEWLY PROVIDED E:PART NO.DELETION K:REQUIRED NO. CORRECTION L:APPLICATION SERIAL NO. CORRECTION
T:APPLICATION CORRECTION Z:REMARKS CHANGE



PARTS CATALOGUE NEWS

Honda Motor Co., Ltd. Service Division

PARTS CATALOGUE - CORRECTED

Printed in Japan

CODE NO.	BOOKLET TYPE	13Z4E601
	MICRO-FICHE	13Z4E6EA/FA
PARTS CATALOGUE NEWS	GX100U	
NEWS NO.	023	

Block No.	Ref. No.	Note	Part No.	Description	Reqd. QTY GX 100 U	Serial No.	Parts catalogue code
E-14-2	39	T	95001-45400-50	HOSE, FUEL, 4.5X400 (95001-45001-50M)	1	-----	KREE, KREU, KRE4, KRF2, KRMB, KRT4, KRW, KR4
	40	T	95002-40850-08	CLAMP, TUBE (Ø8.5)	2	-----	KRBF, KRBM, KRDF, KREE, KREU, KRE4, KRF2, KRM, KRMB, KRT, KRT4, KRW KR4

NOTE A:PART NO. CHANGE D:NEWLY PROVIDED E:PART NO.DELETION K:REQUIRED NO. CORRECTION L:APPLICATION SERIAL NO. CORRECTION
T:APPLICATION CORRECTION Z:REMARKS CHANGE



PARTS CATALOGUE NEWS

Honda Motor Co., Ltd. Service Division

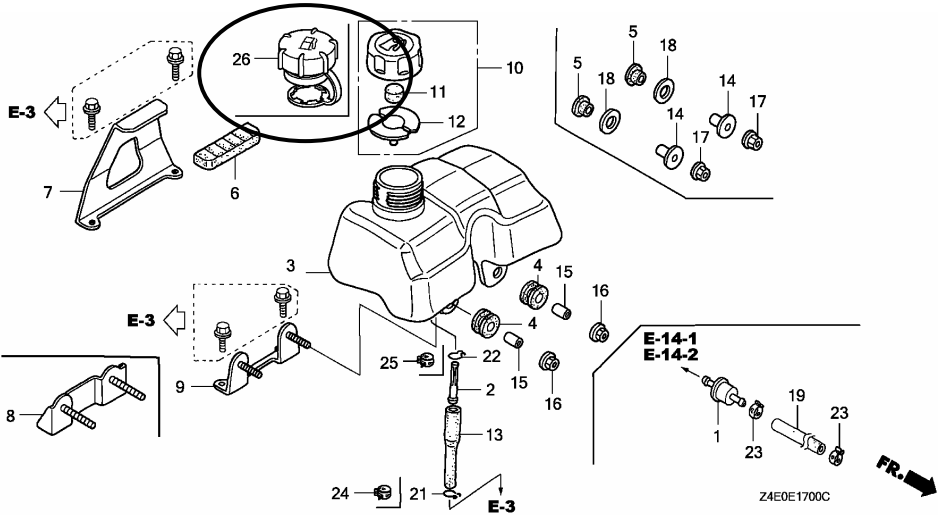
PARTS CATALOGUE - CORRECTED

Printed in Japan

CODE NO.	BOOKLET TYPE	13Z4E601
	MICRO-FICHE	13Z4E6EA/FA
PARTS CATALOGUE NEWS	GX100U	
NEWS NO.	024	

Block No.	Ref. No.	Note	Part No.	Description	Reqd. QTY GX 100 U	Serial No.	Parts catalogue code
-----------	----------	------	----------	-------------	-----------------------------	------------	----------------------

E-17 FUEL TANK



NOTE A:PART NO. CHANGE D:NEWLY PROVIDED E:PART NO.DELETION K:REQUIRED NO. CORRECTION L:APPLICATION SERIAL NO. CORRECTION
T:APPLICATION CORRECTION Z:REMARKS CHANGE

PARTS CATALOGUE NEWS

BOOKNo. : 13Z4E601

Block No.	Ref. No.	Note	Part No.	Description	Reqd. QTY		Serial No.	Parts catalogue code
					GX 100 U			
E-17	3	L	17511-ZM7-010	TANK, FUEL	1		----- 1066448	BE14, QAD, QA2, QA26, QBE, QE, QE14, QXB4, QXU2, SA2, SE, SE14, SE3 VA2, VEA, VEG, VE3, VE4
		D	17511-Z4C-000	TANK, FUEL	1		1066449 -----	BE14, QAD, QA2, QA26, QBE, QE, QE14, QXB4, QXU2, SA2, SE, SE14, SE3 VA2, VEA, VEG, VE3, VE4
	10	L	17620-ZL8-013	CAP ASSY., FUEL TANK	1		----- 1066448	BE14, QAD, QA2, QA26, QBE, QE, QE14, QXB4, QXU2, SA2, SE, SE14, SE3 VA2, VEA, VEG, VE3, VE4, VSW4
	11	L	17622-ZL8-003	SPONGE, FUEL CAP BREATHER	1		----- 1066448	BE14, QAD, QA2, QA26, QBE, QE, QE14, QXB4, QXU2, SA2, SE, SE14, SE3 VA2, VEA, VEG, VE3, VE4, VSW4
	12	L	17624-ZL8-003	PACKING, FUEL CAP	1		----- 1066448	BE14, QAD, QA2, QA26, QBE, QE, QE14, QXB4, QXU2, SA2, SE, SE14, SE3 VA2, VEA, VEG, VE3, VE4, VSW4
	26	D	17620-Z0J-800	CAP ASSY., FUEL TANK	1		1066449 -----	BE14, QAD, QA2, QA26, QBE, QE, QE14, QXB4, QXU2, SA2, SE, SE14, SE3 VA2, VEA, VEG, VE3, VE4, VSW4
E-28	1	L	87521-Z0D-V01	EMBLEM (RAMMA) (GX100 3.0)	1		----- 1066473	BE14, KRAM, KRA2, KRB, KRBD, KRBF, KRBM, KRB4, KRDF, KREE, KREU KRE4, KRF2, KRG, KRGF, KRM, KRMB, KRMG, KRS, KRS2, KRT, KRT4, KRW KRW2, KR4, SE3, VEA, VEG, VE3
		T	87521-Z0D-V02	EMBLEM (RAMMA) (GX100)	1		----- -----	KRSB
					1		1066474 -----	BE14, KRAM, KRA2, KRB, KRBD, KRBF, KRBM, KRB4, KRDF, KREE, KREU KRE4, KRF2, KRG, KRGF, KRM, KRMB, KRMG, KRS, KRS2, KRT, KRT4, KRW KRW2, KR4, SE3, VEA, VEG, VE3

NOTE A:PART NO. CHANGE D:NEWLY PROVIDED E:PART NO. DELETION K:REQUIRED NO. CORRECTION L:APPLICATION SERIAL NO. CORRECTION
T:APPLICATION CORRECTION Z:REMARKS CHANGE



PARTS CATALOGUE NEWS

Honda Motor Co., Ltd. Service Division

PARTS CATALOGUE - CORRECTED

Printed in Japan

CODE NO.	BOOKLET TYPE	13Z4E601
	MICRO-FICHE	13Z4E6EA/FA
PARTS CATALOGUE NEWS	GX100U	
NEWS NO.	025	

Block No.	Ref. No.	Note	Part No.	Description	Reqd. QTY	Serial No.	Parts catalogue code
					GX 100 U		
E-14-2	39	D	95001-45100-50	HOSE, FUEL, 4.5X100 (95001-45001-50M)	1	-----	KRSB
	40	T	95002-40850-08	CLAMP, TUBE (D8.5)	2	-----	KRBF, KRBM, KRDF, KREE, KREU, KRE4, KRF2, KRM, KRMB, KRSB, KRT, KRT4 KRW, KR4
	41	T	99101-Z0D-0500	JET (#50)	(1)	-----	KRM, KRMB, KRMG, KRSB, KR4
				(CARBURETOR NO.)	(1)	HDA201D	KRF2
	T	99101-Z0D-0520	JET (#52)	(1)	-----	KRM, KRMB, KRMG, KRSB, KRT4, KR4	
E-17	19	E	95001-45100-50	*PARTS NO. DELETION			
	23	T	95002-40850-08	CLAMP, TUBE (D8.5)	1	-----	KRBM, KRM, KRS, KRT
					2	-----	KRB, KRBD, KRB4, KRDF

NOTE A:PART NO. CHANGE D:NEWLY PROVIDED E:PART NO.DELETION K:REQUIRED NO. CORRECTION L:APPLICATION SERIAL NO. CORRECTION
T:APPLICATION CORRECTION Z:REMARKS CHANGE



PARTS CATALOGUE NEWS

Honda Motor Co., Ltd. Service Division

PARTS CATALOGUE - CORRECTED

Printed in Japan

CODE NO.	BOOKLET TYPE	13Z4E601
	MICRO-FICHE	13Z4E6EA/FA
PARTS CATALOGUE NEWS	GX100U	
NEWS NO.	026	

Block No.	Ref. No.	Note	Part No.	Description	Reqd. QTY	Serial No.	Parts catalogue code
E-14	9	Z	16100-Z4E-U01	CARBURETOR ASSY. (BF31J A/B)	1	1012396 ----- VSW4	

PARTS NAME CORRECTED

NOTE A:PART NO. CHANGE D:NEWLY PROVIDED E:PART NO. DELETION K:REQUIRED NO. CORRECTION L:APPLICATION SERIAL NO. CORRECTION
T:APPLICATION CORRECTION Z:REMARKS CHANGE

April 23, 2007



PARTS CATALOGUE NEWS

Honda Motor Co., Ltd. Service Division

Printed in Japan

CODE NO.	BOOKLET TYPE	13Z4E601
	MICRO- FICHE	13Z4E6EA/FA
PARTS CATALOGUE NEWS	GX100U	
NEWS NO.	027	

GX100U-KRBX TYPE sales information

NOTE: This Parts Catalogue News explains only the parts of the different model that are produced to conform to addition of the GX100U-KRBX type.

As for the parts not listed on this Parts Catalogue News, use the parts of the GX100U-KRBF type.

• **Models, parts catalogue codes and applicable serial numbers**

Model	Type		Parts catalogue type	Applicable engine serial No.	Applicable carburetor identification No.
GX100U	KRBF	Base type	KRBF	GCAGK-1000001~	HDA 234/A/B
	KRBX	Additional type	KRBX		HDA 234B

• **Features of each type**

		Base type	Additional type
Specifications	Model	GX100U	
	Type	KRBF	KRBX
Crankshaft	15mm ø Straight		
	15.8mm ø Straight		
	17mm ø Straight		
	M8 Tapered	●	●
	M12 Stepped thread		
Oil alert			●
Fuel tank			

PARTS CATALOGUE NEWS

BOOKNo. : 13Z4E601

Block No.	Ref. No.	Part No.	Description	Reqd. QTY	Base Part No.	Parts catalogue code
				GX 100 U		
E-3	1	12000-Z0D-405	BARREL ASSY., CYLINDER	1	12000-Z0D-V00	
E-6	1	11300-Z4E-305	COVER ASSY., CRANKCASE	1	11300-Z0D-409	
	5	15600-ZM3-003	CAP ASSY., OIL FILLER	1	15600-ZM7-003	
E-12	1	19610-Z4E-V60ZA	COVER COMP., FAN *NH1*..... BLACK	1	19610-Z0D-V00ZB	
	3		GROMMET, DRAIN HOLE	0	81329-567-020	
E-14-2	18	16049-Z4E-S12	SCREW, IDLE ADJUSTING	1	16049-Z4E-S12	
	39	95001-45330-50	TUBE, FUEL, 4.5X330 (95001-45001-50M)	1	95001-45430-50	
E-17	1	16910-Z4E-S21	STRAINER COMP., FUEL	1		
	19	95001-45080-50	TUBE, FUEL, 4.5X80 (95001-45001-50M)	1		
	23	95002-40850-08	CLAMP, TUBE (D8.5)	1		
E-19	7		CLIP, HIGH TENSION CORD (8MM)	0	30701-883-000	
	9		CORD, STOP SWITCH	0	32195-Z0D-000	
E-19-10	2	32195-Z4E-S10	CORD, STOP SWITCH	1		
	4	35480-Z4E-S11	SWITCH ASSY., OIL LEVEL	1		
	5	90014-952-000	BOLT, FLANGE, 6X14 (CT200)	4		
	7	90682-959-661	CLIP B, CABLE	1		
	8	90681-959-003	CLIP A, CABLE (NIFCO)	2		
	9	91302-ZL8-003	O-RING, 11.8X2.4	1		
	11	32112-Z4E-S11	BRACKET, OIL ALERT UNIT	1		
	12	34150-Z4E-S11	ALERT UNIT, OIL (START)	1		
	13	36103-ZE1-000	HOLDER, STOP SWITCH CORD	1		
	14	90002-MC7-000	BOLT, FLANGE, 5X8	2		
15	90683-SA0-003	CLIP, WIRE HARNESS, 25MM	2			

PARTS CATALOGUE NEWS

BOOKNo. : 13Z4E601

Block No.	Ref. No.	Part No.	Description	Reqd. QTY GX 100 U	Base Part No.	Parts catalogue code
E-28	3		MARK, CHOKE INDICATION	0	87528-Z0D-000	
	5	87601-Z4E-V60	MARK, TYPE (KRBX)	1	87601-Z4E-S30	
E-40	32	95002-40850-08	CLAMP, TUBE (D8.5)	1		



PARTS CATALOGUE NEWS

Honda Motor Co., Ltd. Service Division

PARTS CATALOGUE - CORRECTED

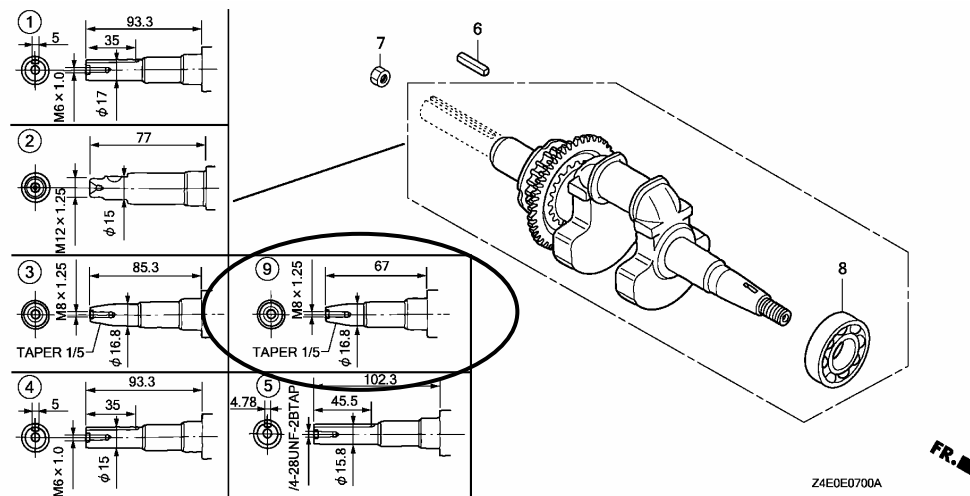
Printed in Japan

CODE NO.	BOOKLET TYPE	13Z4E601
	MICRO-FICHE	13Z4E6EA/FA
PARTS CATALOGUE NEWS	GX100U	
NEWS NO.	028	

Block No.	Ref. No.	Note	Part No.	Description	Reqd. QTY GX 100 U	Serial No.	Parts catalogue code
-----------	----------	------	----------	-------------	-----------------------------	------------	----------------------

E-7 CRANKSHAFT

Ref. No.	(Relative ref. Number)	Description	FRT
1	(2, 3, 4, 5, 9)	CRANKSHAFT	1.3
1101F0			



E-7 3 E 13310-Z0D-V70 *PARTS NO. DELETION

NOTE A:PART NO. CHANGE D:NEWLY PROVIDED E:PART NO.DELETION K:REQUIRED NO. CORRECTION L:APPLICATION SERIAL NO. CORRECTION
T:APPLICATION CORRECTION Z:REMARKS CHANGE

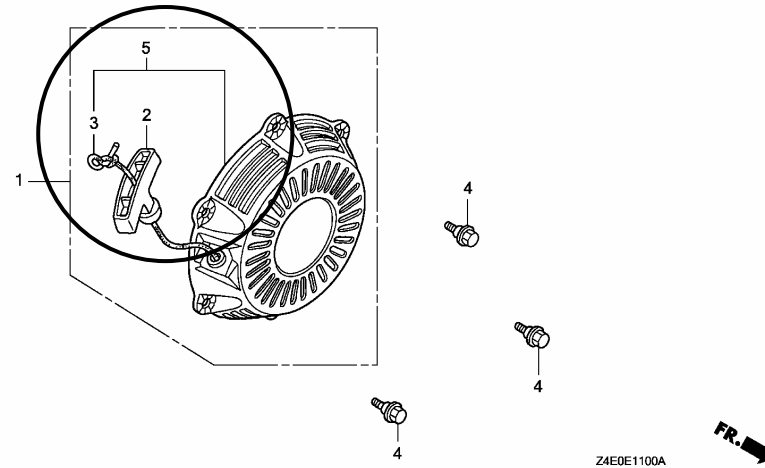
PARTS CATALOGUE NEWS

BOOKNo. : 13Z4E601

Block No.	Ref. No.	Note	Part No.	Description	Reqd. QTY	Serial No.	Parts catalogue code
					GX 100 U		
	9	D	13310-Z0D-V70	CRANKSHAFT COMP.	1	-----	KRAM, KRBF, KRBX, KRG, KRGF, KRMG, KRW, VEG

E-11 RECOIL STARTER (STANDARD)

Ref. No.	(Relative ref. Number)	Description	FRT
1	(5)	1121B9 STARTER, RECOIL	0.1



E-11	1	E	28400-Z0D-U01ZA	*PARTS NO. DELETION			
	5	D	28400-Z0D-U01ZA	STARTER ASSY., RECOIL *NH1*.....BLACK	1	-----	VSW4

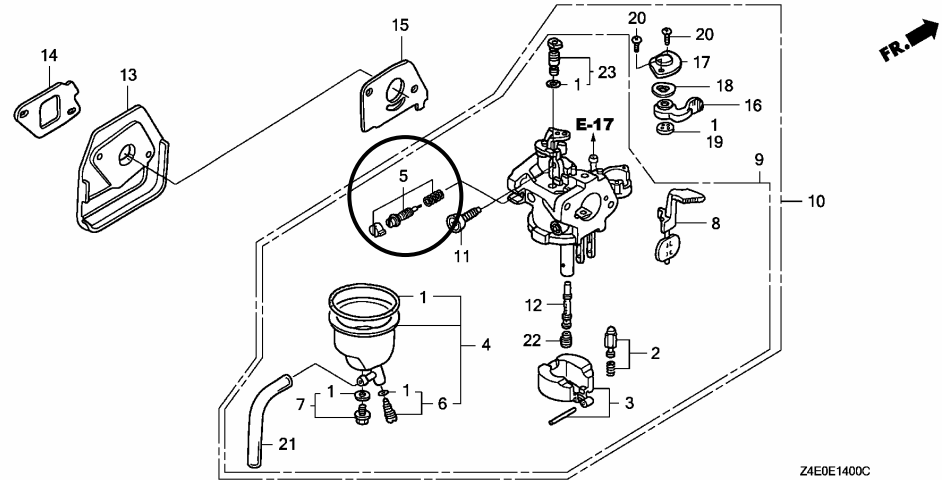
NOTE A:PART NO. CHANGE D:NEWLY PROVIDED E:PART NO.DELETION K:REQUIRED NO. CORRECTION L:APPLICATION SERIAL NO. CORRECTION
T:APPLICATION CORRECTION Z:REMARKS CHANGE

BOOKNo. : 13Z4E601

Block No.	Ref. No.	Note	Part No.	Description	Reqd. QTY GX 100 U	Serial No.	Parts catalogue code
-----------	----------	------	----------	-------------	-----------------------------	------------	----------------------

E-14 CARBURETOR (STANDARD)

ILLUSTRATION CORRECTED



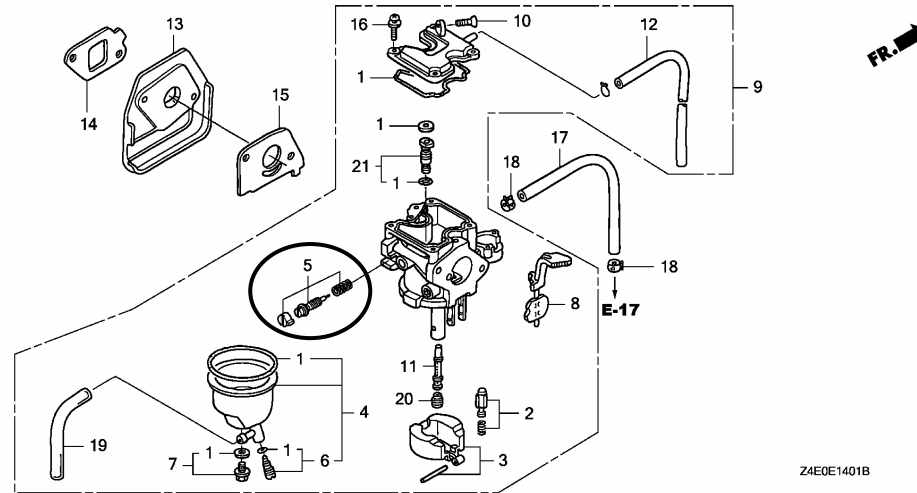
NOTE A:PART NO. CHANGE D:NEWLY PROVIDED E:PART NO.DELETION K:REQUIRED NO. CORRECTION L:APPLICATION SERIAL NO. CORRECTION
T:APPLICATION CORRECTION Z:REMARKS CHANGE

BOOKNo. : 13Z4E601

Block No.	Ref. No.	Note	Part No.	Description	Reqd. QTY GX 100 U	Serial No.	Parts catalogue code
-----------	----------	------	----------	-------------	-----------------------------	------------	----------------------

E-14-1 CARBURETOR (RAMMER FLOAT)

ILLUSTRATION CORRECTED



Z4E0E1401B

E-14-2	12	T	16042-Z4E-V92	SPRING	1	-----	KRBF, KRBX, KRDF, KREE, KRGF
				(CARBURETOR NO.)	1	HDA 234	KRBM, KRG
				(CARBURETOR NO.)	1	HDA234A	KRAM, KREU, KRE4, KRM, KRT, KRW

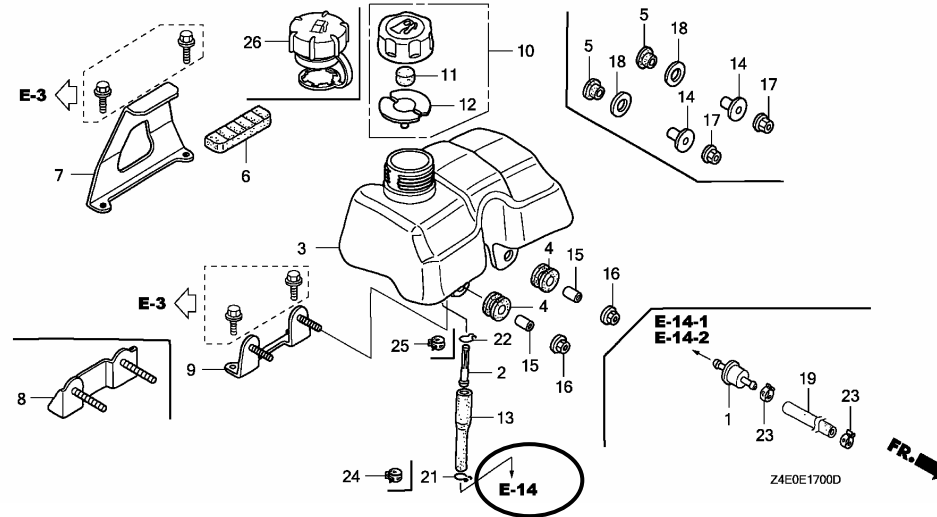
NOTE A:PART NO. CHANGE D:NEWLY PROVIDED E:PART NO.DELETION K:REQUIRED NO. CORRECTION L:APPLICATION SERIAL NO. CORRECTION
T:APPLICATION CORRECTION Z:REMARKS CHANGE

BOOKNo. : 13Z4E601

Block No.	Ref. No.	Note	Part No.	Description	Reqd. QTY GX 100 U	Serial No.	Parts catalogue code
-----------	----------	------	----------	-------------	-----------------------------	------------	----------------------

E-17 FUEL TANK

ILLUSTRATION CORRECTED



E-19-10	5	K	90014-952-000	BOLT, FLANGE, 6X14 (CT200)	2	-----	VSW4
					3	-----	QXB4, QXU2, VA2, VE4
					4	-----	KRBX, KRGF

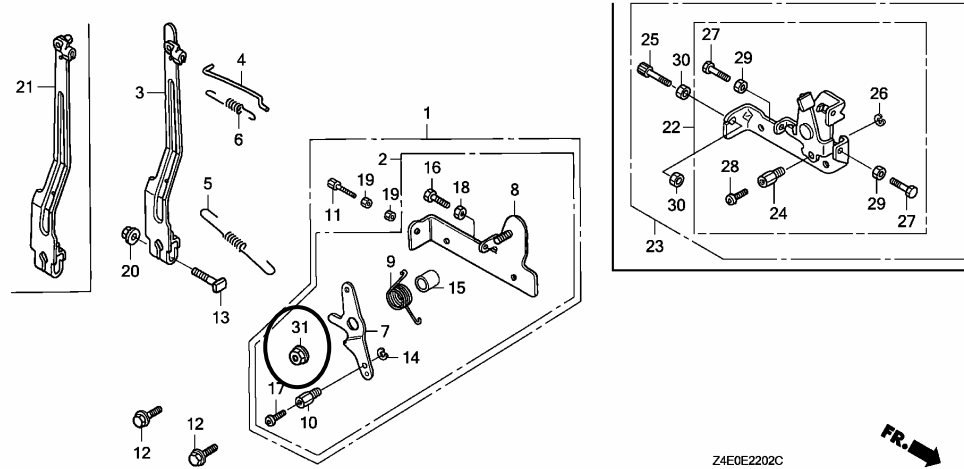
NOTE A:PART NO. CHANGE D:NEWLY PROVIDED E:PART NO.DELETION K:REQUIRED NO. CORRECTION L:APPLICATION SERIAL NO. CORRECTION
T:APPLICATION CORRECTION Z:REMARKS CHANGE

PARTS CATALOGUE NEWS

BOOKNo. : 13Z4E601

Block No.	Ref. No.	Note	Part No.	Description	Reqd. QTY	Serial No.	Parts catalogue code
					GX 100 U		

E-22-2 CONTROL (RAMMER REMOTE) (2)



E-22-2	20	K	94050-06000	NUT, FLANGE, 6MM	1	-----	-----	KRAM, KREE, KREU, KRE4, KRG, KRM, KRMB, KRMG, KRS, KR4, KR4
	31	D	94050-06000	NUT, FLANGE, 6MM	1	-----	-----	KRG, KRM, KRMB, KRMG, KRS, KR4, KR4
					1	-----	1037364	KRAM
					1	-----	1038064	KREE, KREU, KRE4, KR4
					1	-----	1045304	KRT

NOTE A:PART NO. CHANGE D:NEWLY PROVIDED E:PART NO.DELETION K:REQUIRED NO. CORRECTION L:APPLICATION SERIAL NO. CORRECTION
T:APPLICATION CORRECTION Z:REMARKS CHANGE



PARTS CATALOGUE NEWS

Honda Motor Co., Ltd. Service Division

PARTS CATALOGUE - CORRECTED

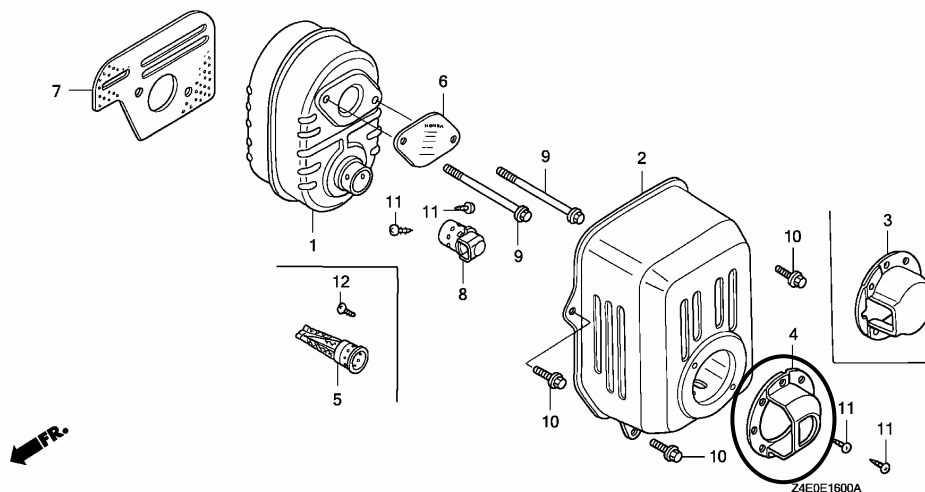
Printed in Japan

CODE NO.	BOOKLET TYPE	13Z4E601
	MICRO-FICHE	13Z4E6EA/FA
PARTS CATALOGUE NEWS	GX100U	
NEWS NO.	029	

Block No.	Ref. No.	Note	Part No.	Description	Reqd. QTY GX 100 U	Serial No.	Parts catalogue code
-----------	----------	------	----------	-------------	-----------------------------	------------	----------------------

E-16 MUFFLER (STANDARD)

ILLUSTRATION CORRECTED



NOTE A:PART NO. CHANGE D:NEWLY PROVIDED E:PART NO.DELETION K:REQUIRED NO. CORRECTION L:APPLICATION SERIAL NO. CORRECTION
T:APPLICATION CORRECTION Z:REMARKS CHANGE



PARTS CATALOGUE NEWS

Honda Motor Co., Ltd. Service Division

PARTS CATALOGUE - CORRECTED

Printed in Japan

CODE NO.	BOOKLET TYPE	13Z4E601
	MICRO-FICHE	13Z4E6EA/FA
PARTS CATALOGUE NEWS		GX100U
NEWS NO.	030	

Block No.	Ref. No.	Note	Part No.	Description	Reqd. QTY	Serial No.	Parts catalogue code		
					GX 100 U				
E-12	1		19610-Z0D-V00ZB	COVER COMP., FAN	1	-----	KRAM, KRA2, KRB, KRBD, KRBM, KRB4, KRE4, KRF2, KRG, KRM, KRMG, KRW, KRW2, KR4		
				NH1.....BLACK					
	A	19610-Z4E-S30ZA	*NH1*.....BLACK	1	1084249	KRBF			
	3	L	81329-567-020	GROMMET, DRAIN HOLE	1	-----	KRG, KRGF, KRMG, KRSD, KRS2, VSW4		
1				1084249	KRBF				
E-14-2	39	L	95001-45430-50	HOSE, FUEL, 4.5X430 (95001-45001-50M)	1	1084249	KRBF		
				T				95001-45330-50	TUBE, FUEL, 4.5X330 (95001-45001-50M)
	1	1084250	KRBF						
E-17	1	T	16910-Z4E-S21	STRAINER COMP., FUEL	1	-----	KRBX, KRDF		
				1				1025214	KRBM
				1				1045305	KRT

NOTE A:PART NO. CHANGE D:NEWLY PROVIDED E:PART NO.DELETION K:REQUIRED NO. CORRECTION L:APPLICATION SERIAL NO. CORRECTION
T:APPLICATION CORRECTION Z:REMARKS CHANGE

PARTS CATALOGUE NEWS

BOOKNo. : 13Z4E601

Block No.	Ref. No.	Note	Part No.	Description	Reqd. QTY		Serial No.	Parts catalogue code
					GX 100 U			
					1		1084250 -----	KRBF
	19	T	95001-45080-50	TUBE, FUEL, 4.5X80 (95001-45001-50M)	1		-----	KRB, KRBD, KRBM, KRBX, KRB4
					1		1084250 -----	KRBF
	23	T	95002-40850-08	CLAMP, TUBE (D8.5)	1		-----	KRBM, KRBX, KRM, KRS, KRT
					2		-----	KRB, KRBD, KRB4, KRDF
					2		1084250 -----	KRBF

NOTE A:PART NO. CHANGE D:NEWLY PROVIDED E:PART NO.DELETION K:REQUIRED NO. CORRECTION L:APPLICATION SERIAL NO. CORRECTION
T:APPLICATION CORRECTION Z:REMARKS CHANGE



PARTS CATALOGUE NEWS

Honda Motor Co., Ltd. Service Division

PARTS CATALOGUE - CORRECTED

Printed in Japan

CODE NO.	BOOKLET TYPE	13Z4E601
	MICRO-FICHE	13Z4E6EA/FA
PARTS CATALOGUE NEWS	GX100U	
NEWS NO.	031	

Block No.	Ref. No.	Note	Part No.	Description	Reqd. QTY	Serial No.		Parts catalogue code
					GX 100 U			
E-19	4		30500-Z0D-013	COIL ASSY., IGNITION	1	-----	-----	VE3
					1	-----	1090474	BE14, QAD, QA2, QA26, QBE, QE, QE14, QXB4, QXU2, SA2, SE, SE14, SE3 VA2, VEA, VEG, VE4, VSW4
		A	30500-Z0D-023	1	-----	1090475	BE14, QAD, QA2, QA26, QBE, QE, QE14, QXB4, QXU2, SA2, SE, SE14, SE3 VA2, VEA, VEG, VE4, VSW4

NOTE A:PART NO. CHANGE D:NEWLY PROVIDED E:PART NO.DELETION K:REQUIRED NO. CORRECTION L:APPLICATION SERIAL NO. CORRECTION
T:APPLICATION CORRECTION Z:REMARKS CHANGE



PARTS CATALOGUE NEWS

Honda Motor Co., Ltd. Service Division

PARTS CATALOGUE - CORRECTED

Printed in Japan

CODE NO.	BOOKLET TYPE	13Z4E601
	MICRO- FICHE	13Z4E6EA/FA
PARTS CATALOGUE NEWS	GX100U	
NEWS NO.	032	

Block No.	Ref. No.	Note	Part No.	Description	Reqd. QTY	Serial No.	Parts catalogue code
					GX 100 U		
E-19-10	3		34150-ZH7-003	ALERT UNIT, OIL	1	----- 1090474	QXB4, QXU2, VA2, VE4
		A	34150-ZH7-013	1	1090475 -----	QXB4, QXU2, VA2, VE4
E-28	1	L	87521-ZOD-010	EMBLEM (GX100 3.0)	1	----- 1066523	QAD, QA2, QA26, QBE, QE, QE14, QXB4, QXU2, SA2, SE, SE14, VA2, VE4
		D	87521-ZOD-020	EMBLEM (GX100)	1	1066524 -----	QAD, QA2, QA26, QBE, QE, QE14, QXB4, QXU2, SA2, SE, SE14, VA2, VE4

NOTE A:PART NO. CHANGE D:NEWLY PROVIDED E:PART NO.DELETION K:REQUIRED NO. CORRECTION L:APPLICATION SERIAL NO. CORRECTION
T:APPLICATION CORRECTION Z:REMARKS CHANGE

July 22, 2007



PARTS CATALOGUE NEWS

Honda Motor Co., Ltd. Service Division

PARTS CATALOGUE - CORRECTED

Printed in Japan

CODE NO.	BOOKLET TYPE	13Z4E601
	MICRO-FICHE	13Z4E6EA/FA
PARTS CATALOGUE NEWS	GX100U	
NEWS NO.	033	

Block No.	Ref. No.	Note	Part No.	Description	Reqd. QTY	Serial No.	Parts catalogue code
					GX 100 U		
E-19-10	4		35480-Z0D-U01	SWITCH ASSY., OIL LEVEL	1	----- 1099374	VSW4
		A	35480-Z0D-U02	1	1099375 -----	VSW4

NOTE A:PART NO. CHANGE D:NEWLY PROVIDED E:PART NO.DELETION K:REQUIRED NO. CORRECTION L:APPLICATION SERIAL NO. CORRECTION
T:APPLICATION CORRECTION Z:REMARKS CHANGE

July 26, 2007



PARTS CATALOGUE NEWS

Honda Motor Co., Ltd. Service Division

Printed in Japan

CODE NO.	BOOKLET TYPE	13Z4E601
	MICRO- FICHE	13Z4E6EA/FA
PARTS CATALOGUE NEWS	GX100U	
NEWS NO.	034	

GX100U-KRAF and KRWF types sales information

NOTE: This Parts Catalogue News explains only the parts of the different model that are produced to conform to addition of the GX100U-KRAF and KRWF types.

As for the parts not listed on this Parts Catalogue News, use the parts of the GX100U- KRAM and KRGF types.

- Models, parts catalogue codes and applicable serial numbers

Model	Type		Parts catalogue type	Applicable engine serial No.	Applicable carburetor identification No.
GX100U	KRAM	Base type	KRAM	GCAGK-1000001~	HDA 206B/C, HDA 234A/B
	KRAF	Additional type	KRAF		HDA 234B
	KRGF	Base type	KRGF		HDA 234/A/B
	KRWF	Additional type	KRWF		HDA 234B

- Features of each type

		Base type	Additional type	Base type	Additional type
Specifications	Model	GX100U			
	Type	KRAM	KRAF	KRGF	KRWF
Crankshaft	15mm ø Straight				
	15.8mm ø Straight				
	17mm ø Straight				
	M8 Tapered	●	●	●	●
	M12 Stepped thread				
Oil alert			●	●	●
Fuel tank					

PARTS CATALOGUE NEWS

BOOKNo. : 13Z4E601

Block No.	Ref. No.	Part No.	Description	Reqd. QTY		Base Part No.	Parts catalogue code
				GX 100 U			
E-3	1	12000-Z0D-405	BARREL ASSY., CYLINDER	1		12000-Z0D-V00	
E-6	1	11300-Z4E-305	COVER ASSY., CRANKCASE	1		11300-Z0D-Q00	KRAF
	5	15600-ZM3-003	CAP ASSY., OIL FILLER	1		15600-ZM7-003	KRAF
E-11-1	1		STARTER ASSY., RECOIL *R280*..... POWER RED	0		28400-Z0D-V03ZC	
	2		CASE COMP., RECOIL STARTER *R280*..... POWER RED	0		28410-Z0D-V02ZC	
E-12	1		COVER COMP., FAN *R280*..... POWER RED	0		19610-Z0D-V00ZC	KRAF
			R280..... POWER RED	0		19610-Z4E-S11ZB	KRWF
		19610-Z4E-S11ZA	*NH1*..... BLACK	1		19610-Z0D-V00ZB	KRAF
		19610-Z4E-V60ZA	*NH1*..... BLACK	1		19610-Z4E-S11ZA	KRWF
	3		GROMMET, DRAIN HOLE	0		81329-567-020	KRWF
E-19	7		CLIP, HIGH TENSION CORD (8MM)	0		30701-883-000	KRAF
	9		CORD, STOP SWITCH	0		32195-Z0D-000	KRAF
E-19-10	2	32195-Z4E-S10	CORD, STOP SWITCH	1			KRAF
	4	35480-Z4E-S11	SWITCH ASSY., OIL LEVEL	1			KRAF
	5	90014-952-000	BOLT, FLANGE, 6X14 (CT200)	4			KRAF
	7	90682-959-661	CLIP B, CABLE	1			KRAF
	8	90681-959-003	CLIP A, CABLE (NIFCO)	2			KRAF
	9	91302-ZL8-003	O-RING, 11.8X2.4	1			KRAF
	11	32112-Z4E-S11	BRACKET, OIL ALERT UNIT	1			KRAF
	12	34150-Z4E-S11	ALERT UNIT, OIL (START)	1			KRAF
	13	36103-ZE1-000	HOLDER, STOP SWITCH CORD	1			KRAF
	14	90002-MC7-000	BOLT, FLANGE, 5X8	2			KRAF
	15	90683-SA0-003	CLIP, WIRE HARNESS, 25MM	2			KRAF

PARTS CATALOGUE NEWS

BOOKNo. : 13Z4E601

Block No.	Ref. No.	Part No.	Description	Reqd. QTY	Base Part No.	Parts catalogue code
				GX 100 U		
E-22-1	3		ARM COMP., GOVERNOR	0	16550-Z0D-V01	KRWF
	5		ROD, GOVERNOR	0	16555-Z0D-V00	KRWF
	6		SPRING, GOVERNOR	0	16561-Z0D-V00	KRWF
	7		SPRING, THROTTLE RETURN	0	16562-Z4E-S10	KRWF
	8		HOLDER, WIRE	0	16594-883-010	KRWF
	10		BOLT, FLANGE, 6X14 (CT200)	0	90014-952-000	KRWF
	11		BOLT, GOVERNOR ARM	0	90015-ZE5-010	KRWF
	12		CIRCLIP, 5MM	0	90605-230-000	KRWF
	13		BOLT, RECESSED, 5X20	0	92301-05020-0A	KRWF
	14		SCREW, PAN, 4X6	0	93500-04006-0H	KRWF
	17		NUT, FLANGE, 6MM	0	94050-06000	KRWF
	18		CONTROL ASSY.	0	16500-Z4E-S10	KRWF
	20		NUT, HEX., 5MM	0	94001-05000	KRWF
E-22-2	3	16550-Z0D-V01	ARM COMP., GOVERNOR	1		KRWF
	4	16555-Z0D-V00	ROD, GOVERNOR	1		KRWF
	5	16561-Z0D-V00	SPRING, GOVERNOR	1		KRWF
	6	16562-Z4E-S10	SPRING, THROTTLE RETURN	1		KRWF
	12	90014-952-000	BOLT, FLANGE, 6X14 (CT200)	2		KRWF
	13	90015-ZE5-010	BOLT, GOVERNOR ARM	1		KRWF
	20	94050-06000	NUT, FLANGE, 6MM	1		KRWF
	23	16500-Z4E-V10	CONTROL ASSY.	1		KRWF
	24	16594-883-010	HOLDER, WIRE	1		KRWF
	25	54717-ZG0-S00	BOLT, CABLE ADJUSTING (6X34) .	1		KRWF
	26	90605-230-000	CIRCLIP, 5MM	1		KRWF

PARTS CATALOGUE NEWS

BOOKNo. : 13Z4E601

Block No.	Ref. No.	Part No.	Description	Reqd. QTY	Base Part No.	Parts catalogue code
				GX 100 U		
	27	92301-05020-0A	BOLT, RECESSED, 5X20	2		KRWF
	28	93500-04006-0H	SCREW, PAN, 4X6	1		KRWF
	29	94001-05000	NUT, HEX. , 5MM	2		KRWF
	30	94002-06000-0S	NUT, HEX. , 6MM	2		KRWF
E-28	3	87528-Z0D-000	MARK, CHOKE INDICATION	1		KRWF
	5	87601-Z4E-S60	MARK, TYPE (KRAF)	1	87601-Z0D-T60	KRAF
		87601-Z4E-S70	MARK, TYPE (KRWF)	1	87601-Z4E-S10	KRWF
E-40	17		MARK, CHOKE INDICATION	0	87528-Z0D-000	KRWF
	26		BOLT, STUD, 8X25	0	92900-08025-0E	KRAF
	35		JET (#56)	(0)	99101-Z4E-0560	KRAF
	39	94303-06100	DOWEL PIN, 6X10	2		KRWF



PARTS CATALOGUE NEWS

Honda Motor Co., Ltd. Service Division

PARTS CATALOGUE - CORRECTED

Printed in Japan

CODE NO.	BOOKLET TYPE	13Z4E601
	MICRO- FICHE	13Z4E6EA/FA
PARTS CATALOGUE NEWS	GX100U	
NEWS NO.	035	

Block No.	Ref. No.	Note	Part No.	Description	Reqd. QTY	Serial No.		Parts catalogue code
					GX 100 U			
E-11-1	1	T	28400-Z0D-V03ZA	STARTER ASSY., RECOIL *NH1*.....BLACK	1	-----	-----	KRAF, KRBF, KRBX, KRDF, KRGF, KRWF
					1	1019283	-----	BE14, KRAM, KRA2, KRB, KRBD, KRBM, KRB4, KRE4, KRF2, KRK, KRM, KRMG KRW, KRW2, KR4, SE3, VEA, VEG, VE3
	2	T	28410-Z0D-V02ZA	CASE COMP., RECOIL STARTER *NH1*.....BLACK	1	-----	-----	BE14, KRAF, KRAM, KRA2, KRB, KRBD, KRBF, KRBM, KRBX, KRB4, KRDF KRE4, KRF2, KRK, KRGF, KRM, KRMG, KRW, KRWF, KRW2, KR4, SE3, VEA, VEG VE3
E-12	1	T	19610-Z0D-V00ZB	COVER COMP., FAN *NH1*.....BLACK	1	-----	-----	KRAM, KRA2, KRB, KRBD, KRBM, KRB4, KRDF, KRE4, KRF2, KRK, KRM, KRMG KRW, KRW2, KR4
					1	-----	1084249	KRBF

NOTE A:PART NO. CHANGE D:NEWLY PROVIDED E:PART NO.DELETION K:REQUIRED NO. CORRECTION L:APPLICATION SERIAL NO. CORRECTION
T:APPLICATION CORRECTION Z:REMARKS CHANGE



PARTS CATALOGUE NEWS

Honda Motor Co., Ltd. Service Division

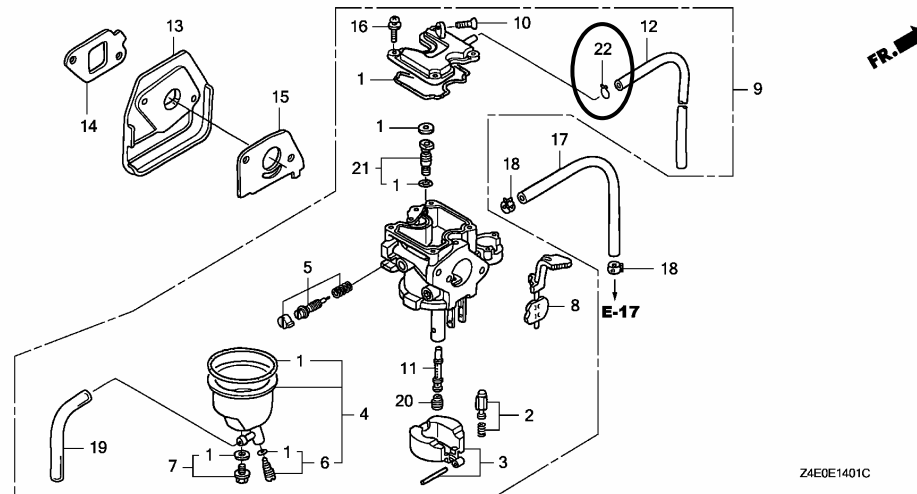
PARTS CATALOGUE - CORRECTED

Printed in Japan

CODE NO.	BOOKLET TYPE	13Z4E601
	MICRO-FICHE	13Z4E6EA/FA
PARTS CATALOGUE NEWS	GX100U	
NEWS NO.	036	

Block No.	Ref. No.	Note	Part No.	Description	Reqd. QTY GX 100 U	Serial No.	Parts catalogue code
-----------	----------	------	----------	-------------	-----------------------------	------------	----------------------

E-14-1 CARBURETOR (RAMMER FLOAT)



E-14-1	22	D	95002-02089	CLIP, TUBE (B8)	1	-----	KRA2, KRB, KRBD, KRB4, KRS, KRS2, KRW2
--------	----	---	-------------	-----------------------	---	-------	--

NOTE A:PART NO. CHANGE D:NEWLY PROVIDED E:PART NO.DELETION K:REQUIRED NO. CORRECTION L:APPLICATION SERIAL NO. CORRECTION
T:APPLICATION CORRECTION Z:REMARKS CHANGE



PARTS CATALOGUE NEWS

Honda Motor Co., Ltd. Service Division

PARTS CATALOGUE - CORRECTED

Printed in Japan

CODE NO.	BOOKLET TYPE	13Z4E601
	MICRO-FICHE	13Z4E6EA/FA
PARTS CATALOGUE NEWS	GX100U	
NEWS NO.	037	

Block No.	Ref. No.	Note	Part No.	Description	Reqd. QTY	Serial No.		Parts catalogue code
					GX 100 U			
E-17	1	L	16910-ZE8-015	STRAINER COMP., FUEL	1	-----	-----	KRS2
					1	-----	1099965	KRSB
					1	-----	-----	KRBX, KRDF
					1	-----	1025214	KRBM
					1	-----	1045305	KRT
					1	-----	1084250	KRBF
					1	-----	1099966	KRSB
E-40	35	T	99101-Z4E-0560	JET (#56)	(1)	-----	-----	BE14, KRA2, KRB, KRBD, KRB4, KRF2, KRM, KRMB, KRMG, KRS, KRSB, KRS2, KRT4, KRW2, KR4, QAD, QA2, QA26, QBE, QE, QE14, QXB4, QXU2, SA2, SE, SE14, SE3, VA2, VEA, VEG, VE3, VE4, VSW4

NOTE A:PART NO. CHANGE D:NEWLY PROVIDED E:PART NO.DELETION K:REQUIRED NO. CORRECTION L:APPLICATION SERIAL NO. CORRECTION
T:APPLICATION CORRECTION Z:REMARKS CHANGE



PARTS CATALOGUE NEWS

Honda Motor Co., Ltd. Service Division

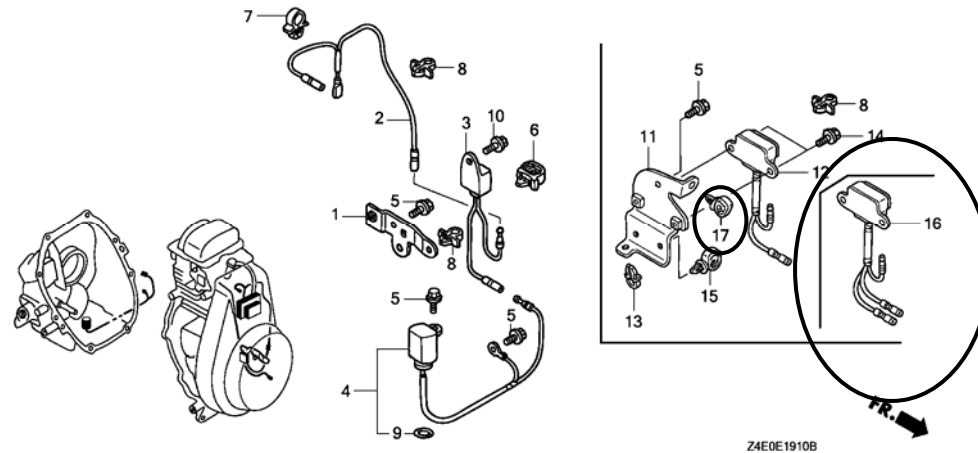
PARTS CATALOGUE - CORRECTED

Printed in Japan

CODE NO.	BOOKLET TYPE	13Z4E601
	MICRO-FICHE	13Z4E6EA/FA
PARTS CATALOGUE NEWS	GX100U	
NEWS NO.	038	

Block No.	Ref. No.	Note	Part No.	Description	Reqd. QTY GX 100 U	Serial No.	Parts catalogue code
-----------	----------	------	----------	-------------	-----------------------------	------------	----------------------

E-19-10 OIL ALERT/OIL LEVEL SWITCH



E-19-10	12	L	34150-Z4E-S11	ALERT UNIT, OIL (START)	1	-----	KRBX
---------	----	---	---------------	-------------------------------	---	-------	------

NOTE A:PART NO. CHANGE D:NEWLY PROVIDED E:PART NO.DELETION K:REQUIRED NO. CORRECTION L:APPLICATION SERIAL NO. CORRECTION
T:APPLICATION CORRECTION Z:REMARKS CHANGE

PARTS CATALOGUE NEWS

BOOKNo. : 13Z4E601

Block No.	Ref. No.	Note	Part No.	Description	Reqd. QTY	Serial No.	Parts catalogue code
					GX 100 U		
					1	----- 1135085	KRAF, KRGF, KRWF
	15	K	90683-SA0-003	CLIP, WIRE HARNESS, 25MM	1	-----	KRAF, KRBX, KRGF, KRWF
	16	D	34150-Z4E-801	ALERT UNIT, OIL (START LED) ..	1	1135086 -----	KRAF, KRGF, KRWF
	17	D	90683-SA0-003	CLIP, WIRE HARNESS, 25MM	1	-----	KRBX
					1	----- 1135085	KRAF, KRGF, KRWF
		A	91540-S30-003	CLIP, HARNESS BAND (NATURAL) (151.5MM)	1	1135086 -----	KRAF, KRGF, KRWF

NOTE A:PART NO. CHANGE D:NEWLY PROVIDED E:PART NO.DELETION K:REQUIRED NO. CORRECTION L:APPLICATION SERIAL NO. CORRECTION
T:APPLICATION CORRECTION Z:REMARKS CHANGE



PARTS CATALOGUE NEWS

Honda Motor Co., Ltd. Service Division

PARTS CATALOGUE - CORRECTED

Printed in Japan

CODE NO.	BOOKLET TYPE	13Z4E601
	MICRO-FICHE	13Z4E6EA/FA
PARTS CATALOGUE NEWS	GX100U	
NEWS NO.	039	

Block No.	Ref. No.	Note	Part No.	Description	Reqd. QTY	Serial No.		Parts catalogue code	
					GX 100 U				
E-14-2	16	T	16046-Z0D-V03	LEVER, THROTTLE	1	-----	-----	KRSB, KRT4	
				(CARBURETOR NO.)	1	-----	HDA 227	KREE, KRT	
				(CARBURETOR NO.)	1	-----	HDA201D	KREU	
				(CARBURETOR NO.)	1	HDA201D	-----	KRF2, KRM, KRMB, KR4	
				(CARBURETOR NO.)	1	HDA201D	HDA201D	KRBM, KRE4, KRW	
				(CARBURETOR NO.)	1	HDA 228	-----	KREE	
				(CARBURETOR NO.)	1	HDA 234	-----	KRBM	
	L			16046-Z0D-V73	1	-----	-----	KRAF, KRBF, KRBX, KRDF, KRGF, KRWF
					(CARBURETOR NO.)	1	HDA 234	-----	KRAM, KRG, KRMG
					(CARBURETOR NO.)	1	HDA206C	-----	KREU, KRE4, KRT, KRW
					(CARBURETOR NO.)	1	HDA234A	-----	KREE
					(CARBURETOR NO.)	1	HDA234A	HDA234B	KRF2, KRM, KRMB, KRMG, KRSB, KRT4, KR4
					(CARBURETOR NO.)	1	HDA 227	-----	KRT
					(CARBURETOR NO.)	1			
18	T		16049-Z0D-V02	SCREW, IDLE ADJUSTING	1	-----	-----	KRF2, KRM, KRMB, KRMG, KRSB, KRT4, KR4	
				(CARBURETOR NO.)	1	-----	HDA 227	KRT	

NOTE A:PART NO. CHANGE D:NEWLY PROVIDED E:PART NO.DELETION K:REQUIRED NO. CORRECTION L:APPLICATION SERIAL NO. CORRECTION
T:APPLICATION CORRECTION Z:REMARKS CHANGE

PARTS CATALOGUE NEWS

BOOKNo. : 13Z4E601

Block No.	Ref. No.	Note	Part No.	Description	Reqd. QTY	Serial No.		Parts catalogue code
					GX 100 U			
				(CARBURETOR NO.)	1	-----	HDA 228	KREE
				(CARBURETOR NO.)	1	-----	HDA 234	KRBF, KRBM, KRGF
				(CARBURETOR NO.)	1	-----	HDA201D	KREU, KRE4, KRW
				(CARBURETOR NO.)	1	-----	HDA206C	KRAM, KRG
				(CARBURETOR NO.)	1	HDA 228	-----	KREE
		L	16049-Z4E-S12	1	-----	-----	KRAF, KRBX, KRDF, KRWF
				(CARBURETOR NO.)	1	HDA234A	-----	KRAM, KRBF, KRBM, KREU, KRE4, KRG, KRGF, KRT, KRW
				(CARBURETOR NO.)	1	HDA234A	HDA234B	KREE
	27	L	16058-Z0D-V72	SHAFT ASSY. , CHOKE	1	-----	-----	KRAF, KRAM, KRBF, KRBX, KRG, KRGF, KRMG, KRWF
				(CARBURETOR NO.)	1	HDA 234	-----	KRBM
				(CARBURETOR NO.)	1	HDA234A	-----	KREU, KRE4, KRT, KRW
				(CARBURETOR NO.)	1	HDA234A	HDA234B	KREE
		T	16058-Z0D-V02	1	-----	-----	KRDF, KRF2, KRM, KRMB, KR5B, KRT4, KR4
				(CARBURETOR NO.)	1	-----	HDA 227	KRT
				(CARBURETOR NO.)	1	-----	HDA201D	KRBM, KREE, KREU, KRE4, KRW
				(CARBURETOR NO.)	1	HDA 228	-----	KREE
	38	L	16552-896-650	COLLAR, LEVER	1	-----	-----	KRAF, KRAM, KRBF, KRBX, KRDF, KRG, KRGF, KRMG, KRWF
				(CARBURETOR NO.)	1	HDA 234	-----	KRBM
				(CARBURETOR NO.)	1	HDA234A	-----	KREU, KRE4, KRT, KRW
				(CARBURETOR NO.)	1	HDA234A	HDA234B	KREE

NOTE A:PART NO. CHANGE D:NEWLY PROVIDED E:PART NO.DELETION K:REQUIRED NO. CORRECTION L:APPLICATION SERIAL NO. CORRECTION
T:APPLICATION CORRECTION Z:REMARKS CHANGE



PARTS CATALOGUE NEWS

Honda Motor Co., Ltd. Service Division

PARTS CATALOGUE - CORRECTED

Printed in Japan

CODE NO.	BOOKLET TYPE	13Z4E601
	MICRO-FICHE	13Z4E6EA/FA
PARTS CATALOGUE NEWS	GX100U	
NEWS NO.	040	

Block No.	Ref. No.	Note	Part No.	Description	Reqd. QTY	Serial No.		Parts catalogue code
					GX 100 U			
E-14-2	12	L	16042-Z4E-V92	SPRING	1	-----	-----	KRAF, KRBF, KRBX, KRDF, KREE, KRGF, KRWF
				(CARBURETOR NO.)	1	HDA 234	-----	KRBM, KRG
				(CARBURETOR NO.)	1	HDA234A	-----	KREU, KRE4, KRM, KRT, KRW
	18	L	16049-Z4E-S12	(CARBURETOR NO.)	1	HDA234A	HDA234B	KRAM
				SCREW, IDLE ADJUSTING	1	-----	-----	KRAF, KRBX, KRDF, KRWF
				(CARBURETOR NO.)	1	HDA234A	-----	KRBF, KRBM, KREU, KRE4, KRG, KRGF, KRT, KRW
			(CARBURETOR NO.)	1	HDA234A	HDA234B	KRAM, KREE	

NOTE A:PART NO. CHANGE D:NEWLY PROVIDED E:PART NO.DELETION K:REQUIRED NO. CORRECTION L:APPLICATION SERIAL NO. CORRECTION
T:APPLICATION CORRECTION Z:REMARKS CHANGE



PARTS CATALOGUE NEWS

Honda Motor Co., Ltd. Service Division

PARTS CATALOGUE - CORRECTED

Printed in Japan

CODE NO.	BOOKLET TYPE	13Z4E601
	MICRO-FICHE	13Z4E6EA/FA
PARTS CATALOGUE NEWS	GX100U	
NEWS NO.	041	

Block No.	Ref. No.	Note	Part No.	Description	Reqd. QTY GX 100 U	Serial No.	Parts catalogue code	
E-14-2	12	T	16042-Z0D-V02	SPRING	1	-----	KRF2, KRM, KRMB, KRMG, KR4, KR4	
				(CARBURETOR NO.)	1	-----	HDA 227 KRT	
				(CARBURETOR NO.)	1	-----	HDA201D KRBM, KREU, KRE4, KRW	
				(CARBURETOR NO.)	1	-----	HDA206C KRAM, KRG	
	L			16042-Z4E-V92	(CARBURETOR NO.)	1	HDA206C	KRAF
					1	-----	KRBF, KRBX, KRDF, KREE, KRGF, KRWF
					(CARBURETOR NO.)	1	-----	HDA234B KRAF
					(CARBURETOR NO.)	1	HDA 234	KRBM, KRG
					(CARBURETOR NO.)	1	HDA234A	KREU, KRE4, KRM, KRT, KRW
					(CARBURETOR NO.)	1	HDA234A HDA234B	KRAM
18	T		16049-Z0D-V02	SCREW, IDLE ADJUSTING	1	-----	KRF2, KRM, KRMB, KRMG, KR4, KR4	
				(CARBURETOR NO.)	1	-----	HDA 227 KRT	
				(CARBURETOR NO.)	1	-----	HDA 228 KREE	

NOTE A:PART NO. CHANGE D:NEWLY PROVIDED E:PART NO.DELETION K:REQUIRED NO. CORRECTION L:APPLICATION SERIAL NO. CORRECTION
T:APPLICATION CORRECTION Z:REMARKS CHANGE

PARTS CATALOGUE NEWS

BOOKNo. : 13Z4E601

Block No.	Ref. No.	Note	Part No.	Description	Reqd. QTY	Serial No.	Parts catalogue code
					GX 100 U		
				(CARBURETOR NO.)	1	----- HDA 234	KRBF, KRBM, KRGF
				(CARBURETOR NO.)	1	----- HDA201D	KREU, KRE4, KRW
				(CARBURETOR NO.)	1	----- HDA206C	KRAM, KRG
				(CARBURETOR NO.)	1	HDA206C -----	KRAF
				(CARBURETOR NO.)	1	HDA 228 -----	KREE
		L	16049-Z4E-S12	1	-----	KRBX, KRDF, KRWF
				(CARBURETOR NO.)	1	----- HDA234B	KRAF
				(CARBURETOR NO.)	1	HDA234A -----	KRBF, KRBM, KREU, KRE4, KRG, KRGF, KRT, KRW
				(CARBURETOR NO.)	1	HDA234A HDA234B	KRAM, KREE
	41	T	99101-Z0D-0500	JET (#50)	(1)	-----	KRM, KRMB, KRMG, KR4
				(CARBURETOR NO.)	(1)	----- HDA201D	KRF2
				(CARBURETOR NO.)	(1)	HDA206C -----	KRAF
		T	99101-Z0D-0520	JET (#52)	(1)	-----	KRM, KRMB, KRMG, KR4, KR4
				(CARBURETOR NO.)	(1)	HDA206C -----	KRAF
		T	99101-Z0D-0540	JET (#54)	1	-----	KRM, KRMB, KRMG, KR4
				(CARBURETOR NO.)	1	----- HDA 228	KREE
				(CARBURETOR NO.)	1	----- HDA201D	KRBM, KREU, KRE4, KRF2, KRW
				(CARBURETOR NO.)	1	----- HDA206C	KRAM, KRG
				(CARBURETOR NO.)	1	HDA206C -----	KRAF
					(1)	-----	KRT, KRT4
				(CARBURETOR NO.)	(1)	HDA 227 -----	KRF2

NOTE A:PART NO. CHANGE D:NEWLY PROVIDED E:PART NO.DELETION K:REQUIRED NO. CORRECTION L:APPLICATION SERIAL NO. CORRECTION
T:APPLICATION CORRECTION Z:REMARKS CHANGE



PARTS CATALOGUE NEWS

Honda Motor Co., Ltd. Service Division

PARTS CATALOGUE - CORRECTED

Printed in Japan

CODE NO.	BOOKLET TYPE	13Z4E601
	MICRO-FICHE	13Z4E6EA/FA
PARTS CATALOGUE NEWS	GX100U	
NEWS NO.	042	

Block No.	Ref. No.	Note	Part No.	Description	Reqd. QTY	Serial No.		Parts catalogue code
					GX 100 U			
E-14-2	31		16100-Z4E-S14	CARBURETOR ASSY. (HDA 234B) ..	1	-----	-----	KRBX, KRWF
					1	-----	1143060	KRAF
					1	1055286	-----	KRAM, KRBF, KRBM, KREE, KREU, KRE4, KRG, KRGF, KRT, KRW
	A		16100-Z0D-V75	CARBURETOR ASSY. (HDA 206C) ..	1	1143061	-----	KRAF
					1	1006364	-----	KRMG
					1	1006364	1037364	KRAM, KRG

NOTE A:PART NO. CHANGE D:NEWLY PROVIDED E:PART NO.DELETION K:REQUIRED NO. CORRECTION L:APPLICATION SERIAL NO. CORRECTION
T:APPLICATION CORRECTION Z:REMARKS CHANGE



PARTS CATALOGUE NEWS

Honda Motor Co., Ltd. Service Division

PARTS CATALOGUE - CORRECTED

Printed in Japan

CODE NO.	BOOKLET TYPE	13Z4E601
	MICRO-FICHE	13Z4E6EA/FA
PARTS CATALOGUE NEWS		GX100U
NEWS NO.	044	

Block No.	Ref. No.	Note	Part No.	Description	Reqd. QTY	Serial No.	Parts catalogue code
					GX 100 U		
E-11	1	L	28400-Z0D-003ZC	STARTER ASSY., RECOIL *R280*..... POWER RED	1	-----	QAD, QA2, QA26, QBE, QE, QE14, QXU2, SA2, SE, SE14, VA2, VE4
					1	----- 1153069	QXB4
	2	L	28461-Z0D-003	GRIP, STARTER	1	-----	QAD, QA2, QA26, QBE, QE, QE14, QXU2, SA2, SE, SE14, VA2, VE4
					1	----- 1153069	QXB4
	3	L	28462-Z0D-003	ROPE, STARTER	1	-----	QAD, QA2, QA26, QBE, QE, QE14, QXU2, SA2, SE, SE14, VA2, VE4, VSW4
					1	----- 1153069	QXB4
	4	L	90002-Z0D-000	BOLT, FLANGE, 6MM	3	-----	QAD, QA2, QA26, QBE, QE, QE14, QXU2, SA2, SE, SE14, VA2, VE4, VSW4
					3	----- 1153069	QXB4
E-11-1	1	T	28400-Z0D-V03ZC	STARTER ASSY., RECOIL *R280*..... POWER RED	1	-----	KRDF, KRGF, KRSE
					1	1019283	BE14, KRAM, KRA2, KRB, KRB4, KREE, KREU, KRE4, KRG, KRM, KRMB, KRS KRS2, KRT, KRT4, KRW, KR4, SE3, VE3
					1	1153070	QXB4

NOTE A:PART NO. CHANGE D:NEWLY PROVIDED E:PART NO. DELETION K:REQUIRED NO. CORRECTION L:APPLICATION SERIAL NO. CORRECTION
T:APPLICATION CORRECTION Z:REMARKS CHANGE

PARTS CATALOGUE NEWS

BOOKNo. : 13Z4E601

Block No.	Ref. No.	Note	Part No.	Description	Reqd. QTY		Serial No.	Parts catalogue code
					GX 100 U			
					1		1153070	QXB4
	10	T	28467-Z0D-V02	PLATE, SIDE	1			BE14, KRAF, KRAM, KRA2, KRB, KRBD, KRBF, KRBM, KRBX, KRB4, KRDF KREE, KREU, KRE4, KRF2, KR4, KRGF, KRM, KRMB, KRMG, KRS, KRSB, KRS2 KRT, KRT4, KRW, KRWF, KRW2, KR4, SE3, VEA, VEG, VE3
					1		1153070	QXB4
	11	T	28468-Z0D-V02	PLATE, SLIDE	1			BE14, KRAF, KRAM, KRA2, KRB, KRBD, KRBF, KRBM, KRBX, KRB4, KRDF KREE, KREU, KRE4, KRF2, KR4, KRGF, KRM, KRMB, KRMG, KRS, KRSB, KRS2 KRT, KRT4, KRW, KRWF, KRW2, KR4, SE3, VEA, VEG, VE3
					1		1153070	QXB4
	12	T	90003-ZH8-003	SCREW, SETTING	1			BE14, KRAF, KRAM, KRA2, KRB, KRBD, KRBF, KRBM, KRBX, KRB4, KRDF KREE, KREU, KRE4, KRF2, KR4, KRGF, KRM, KRMB, KRMG, KRS, KRSB, KRS2 KRT, KRT4, KRW, KRWF, KRW2, KR4, SE3, VEA, VEG, VE3
					1		1153070	QXB4
	13	T	95701-06008-00	BOLT, FLANGE, 6X8	3			BE14, KRAF, KRAM, KRA2, KRB, KRBD, KRBF, KRBM, KRBX, KRB4, KRDF KREE, KREU, KRE4, KRF2, KR4, KRGF, KRM, KRMB, KRMG, KRS, KRSB, KRS2 KRT, KRT4, KRW, KRWF, KRW2, KR4, SE3, VEA, VEG, VE3
					3		1153070	QXB4
E-12	1	L	19610-Z0D-800ZC	COVER COMP., FAN *R280*..... POWER RED	1			QXU2, VA2, VE4
					1		1153069	QXB4
		T	19610-Z4E-S11ZB	*R280*..... POWER RED	1			KRGF
					1		1153070	QXB4
E-14-2	31	L	16100-Z4E-S14	CARBURETOR ASSY. (HDA 234B) ..	1			KRBX, KRWF
					1		1143060	KRAF
					1		1055286	KRBF, KRBM, KREU, KRE4, KR4, KRGF, KRT, KRW
					1		1055286 1138071	KREE
					1		1055286 1148975	KRAM
		T	16100-Z0D-V75	CARBURETOR ASSY. (HDA 206C) ..	1		1143061	KRAF
					1		1148976	KRAM

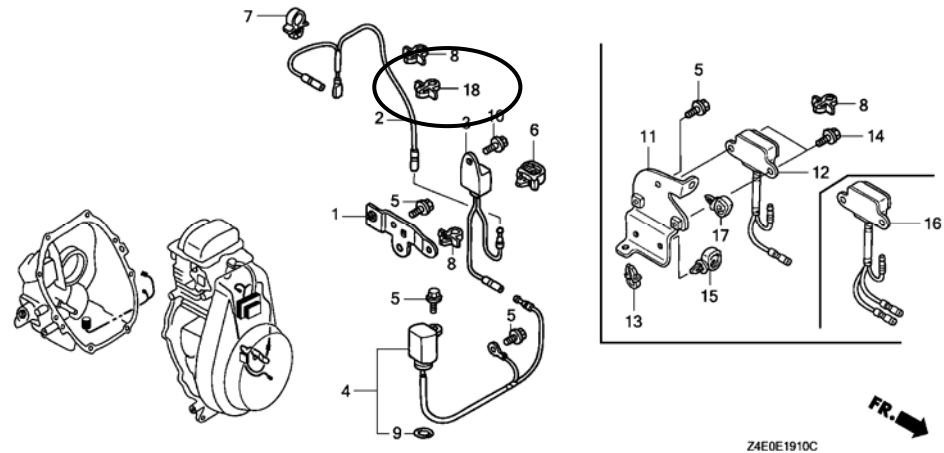
NOTE A:PART NO. CHANGE D:NEWLY PROVIDED E:PART NO.DELETION K:REQUIRED NO. CORRECTION L:APPLICATION SERIAL NO. CORRECTION
T:APPLICATION CORRECTION Z:REMARKS CHANGE

PARTS CATALOGUE NEWS

BOOKNo. : 13Z4E601

Block No.	Ref. No.	Note	Part No.	Description	Reqd. QTY		Serial No.	Parts catalogue code
					GX 100 U			
E-19	2	T	28451-Z0D-V03	PULLEY, STARTER	1		-----	KRAF, KRBF, KRBX, KRDF, KRGF, KRSE, KRWF
					1	1019750	-----	BE14, KRAM, KRA2, KRB, KRBD, KRBM, KRB4, KREE, KREU, KRE4, KRF2, KRG, KRM, KRMB, KRMG, KRS, KRS2, KRT, KRT4, KRW, KRW2, KR4, SE3, VEA, VEG, VE3
	11	L	90531-011-010	WASHER, 12MM	1	1153070	-----	QXB4
					1	-----	-----	QAD, QA2, QA26, QBE, QE, QE14, QXU2, SA2, SE, SE14, VA2, VE4, VSW4
				1	-----	1153069	QXB4	

E-19-10 OIL ALERT/OIL LEVEL SWITCH



E-19-10	18	D	90681-959-003	CLIP A, CABLE (NIFCO) (3.8MM BLACK)	1	1153070	-----	QXB4
E-28	7	L	87521-Z0D-020	EMBLEM (GX100)	1	1066524	-----	QAD, QA2, QA26, QBE, QE, QE14, QXU2, SA2, SE, SE14, VA2, VE4
					1	1066524	1153069	-----
		T	87521-Z0D-V02	EMBLEM (RAMMA) (GX100)	1	-----	-----	KRAF, KRBX, KRSE, KRWF

NOTE A:PART NO. CHANGE D:NEWLY PROVIDED E:PART NO.DELETION K:REQUIRED NO. CORRECTION L:APPLICATION SERIAL NO. CORRECTION
T:APPLICATION CORRECTION Z:REMARKS CHANGE

PARTS CATALOGUE NEWS

BOOKNo. : 13Z4E601

Block No.	Ref. No.	Note	Part No.	Description	Reqd. QTY	Serial No.	Parts catalogue code
					GX 100 U		
					1	1066474 -----	BE14, KRAM, KRA2, KRB, KRBD, KRBF, KRBM, KRB4, KRDF, KREE, KREU KRE4, KRF2, KRG, KRGF, KRM, KRMB, KRMG, KRS, KRS2, KRT, KRT4, KRW KRW2, KR4, SE3, VEA, VEG, VE3
					1	1153070 -----	QXB4

NOTE A:PART NO. CHANGE D:NEWLY PROVIDED E:PART NO. DELETION K:REQUIRED NO. CORRECTION L:APPLICATION SERIAL NO. CORRECTION
T:APPLICATION CORRECTION Z:REMARKS CHANGE



PARTS CATALOGUE NEWS

Honda Motor Co., Ltd. Service Division

PARTS CATALOGUE - CORRECTED

Printed in Japan

CODE NO.	BOOKLET TYPE	13Z4E601
	MICRO-FICHE	13Z4E6EA/FA
PARTS CATALOGUE NEWS	GX100U	
NEWS NO.	043	

Block No.	Ref. No.	Note	Part No.	Description	Reqd. QTY		Serial No.	Parts catalogue code	
					GX	100 U			
E-14-2	31		16100-Z4E-S14	CARBURETOR ASSY. (HDA 234B) ...	1		-----	KRBX, KRWF	
					1		-----	1143060	KRAF
					1		1055286	-----	KRAM, KRBF, KRBM, KREU, KRE4, KRG, KRGF, KRT, KRW
					1		1055286	1138071	KREE
					1		1138072	-----	KREE
	A		16100-Z4E-V92	CARBURETOR ASSY. (HDA 228) ...	1		-----	KREE	

NOTE A:PART NO. CHANGE D:NEWLY PROVIDED E:PART NO.DELETION K:REQUIRED NO. CORRECTION L:APPLICATION SERIAL NO. CORRECTION
 T:APPLICATION CORRECTION Z:REMARKS CHANGE



PARTS CATALOGUE NEWS

Honda Motor Co., Ltd. Service Division

PARTS CATALOGUE - CORRECTED

Printed in Japan

CODE NO.	BOOKLET TYPE	13Z4E601
	MICRO-FICHE	13Z4E6EA/FA
PARTS CATALOGUE NEWS	GX100U	
NEWS NO.	045	

Block No.	Ref. No.	Note	Part No.	Description	Reqd. QTY	Serial No.	Parts catalogue code
					GX 100 U		
E-15	14		17410-Z4E-S30	ELBOW, AIR CLEANER	1	----- 1154388	KRBF, KR BX
		A	17410-Z4E-S31	1	1154389 -----	KRBF, KR BX

NOTE A:PART NO. CHANGE D:NEWLY PROVIDED E:PART NO.DELETION K:REQUIRED NO. CORRECTION L:APPLICATION SERIAL NO. CORRECTION
T:APPLICATION CORRECTION Z:REMARKS CHANGE



PARTS CATALOGUE NEWS

Honda Motor Co., Ltd. Service Division

PARTS CATALOGUE - CORRECTED

Printed in Japan

CODE NO.	BOOKLET TYPE	13Z4E601
	MICRO- FICHE	13Z4E6EA/FA
PARTS CATALOGUE NEWS	GX100U	
NEWS NO.	046	

Block No.	Ref. No.	Note	Part No.	Description	Reqd. QTY	Serial No.		Parts catalogue code
					GX 100 U			
E-17	13		17701-Z4E-003	TUBE, FUEL (FKM)	1	-----	1161428	QXB4
					1	1009678	-----	VE3
					1	1009678	1161428	BE14, QAD, QA2, QA26, QBE, QE, QE14, QXU2, SA2, SE, SE14, SE3, VA2 VEA, VEG, VE4
	A		17701-Z4E-013	1	1161429	-----	BE14, QAD, QA2, QA26, QBE, QE, QE14, QXB4, QXU2, SA2, SE, SE14, SE3 VA2, VEA, VEG, VE4

NOTE A:PART NO. CHANGE D:NEWLY PROVIDED E:PART NO. DELETION K:REQUIRED NO. CORRECTION L:APPLICATION SERIAL NO. CORRECTION
T:APPLICATION CORRECTION Z:REMARKS CHANGE



PARTS CATALOGUE NEWS

Honda Motor Co., Ltd. Service Division

PARTS CATALOGUE - CORRECTED

Printed in Japan

CODE NO.	BOOKLET TYPE	13Z4E601
	MICRO-FICHE	13Z4E6EA/FA
PARTS CATALOGUE NEWS	GX100U	
NEWS NO.	047	

Block No.	Ref. No.	Note	Part No.	Description	Reqd. QTY	Serial No.	Parts catalogue code	
					GX 100 U			
E-11-1	1	T	28400-Z0D-V03ZC	STARTER ASSY., RECOIL *R280*..... POWER RED	1	-----	KRBM, KRDF, KRGF, KR5B	
					1	1019283	-----	BE14, KRAM, KRA2, KRB, KRB4, KREE, KREU, KRE4, KRG, KRM, KRMB, KRS KRS2, KRT, KRT4, KRW, KR4, SE3, VE3
					1	1153070	-----	QXB4
	2	T	28410-Z0D-V02ZC	CASE COMP., RECOIL STARTER *R280*..... POWER RED	1	-----	BE14, KRAM, KRA2, KRB, KRBM, KRB4, KRDF, KREE, KREU, KRE4, KRG, KRGF KRM, KRMB, KRS, KR5B, KRS2, KRT, KRT4, KRW, KR4, SE3, VE3	
1					1153070	-----	QXB4	
E-12	1	T	19610-Z0D-V00ZC	COVER COMP., FAN *R280*..... POWER RED	1	-----	KRAM, KRA2, KRB, KRBM, KRB4, KRDF, KREE, KREU, KRE4, KRG, KRM, KRMB KRS, KR5B, KRS2, KRT, KRT4, KRW, KR4	

NOTE A:PART NO. CHANGE D:NEWLY PROVIDED E:PART NO. DELETION K:REQUIRED NO. CORRECTION L:APPLICATION SERIAL NO. CORRECTION
T:APPLICATION CORRECTION Z:REMARKS CHANGE



PARTS CATALOGUE NEWS

Honda Motor Co., Ltd. Service Division

PARTS CATALOGUE - CORRECTED

Printed in Japan

CODE NO.	BOOKLET TYPE	13Z4E601
	MICRO-FICHE	13Z4E6EA/FA
PARTS CATALOGUE NEWS	GX100U	
NEWS NO.	048	

Block No.	Ref. No.	Note	Part No.	Description	Reqd. QTY		Serial No.	Parts catalogue code
					GX	100U		
E-15	6		17231-Z0D-V61	COVER, AIR CLEANER	1		-----	KRB, KRBM, KRB4, KRF2, KRSB, KRS2, KRWF, KRW2
					1		-----	1161416
			A	17231-Z4E-S10	1		-----

NOTE A:PART NO. CHANGE D:NEWLY PROVIDED E:PART NO.DELETION K:REQUIRED NO. CORRECTION L:APPLICATION SERIAL NO. CORRECTION
T:APPLICATION CORRECTION Z:REMARKS CHANGE



PARTS CATALOGUE NEWS

Honda Motor Co., Ltd. Service Division

PARTS CATALOGUE - CORRECTED

Printed in Japan

CODE NO.	BOOKLET TYPE	13Z4E601
	MICRO-FICHE	13Z4E6EA/FA
PARTS CATALOGUE NEWS	GX100U	
NEWS NO.	049	

Block No.	Ref. No.	Note	Part No.	Description	Reqd. QTY GX 100 U	Serial No.	Parts catalogue code
E-11-1	1	T	28400-Z0D-V03ZA	STARTER ASSY., RECOIL	1	-----	KRAF, KRBF, KRBX, KRDF, KRGF, KRT, KRWF
				NH1..... BLACK	1	1019283	BE14, KRAM, KRA2, KRB, KRBD, KRBM, KRB4, KRE4, KRF2, KRK, KRM, KRMG, KRW, KRW2, KR4, SE3, VEA, VEG, VE3
	2	T	28410-Z0D-V02ZA	CASE COMP., RECOIL STARTER	1	-----	BE14, KRAF, KRAM, KRA2, KRB, KRBD, KRBF, KRBM, KRBX, KRB4, KRDF, KRE4, KRF2, KRK, KRGF, KRM, KRMG, KRT, KRW, KRWF, KRW2, KR4, SE3, VEA, VEG, VE3
E-12	1	T	19610-Z0D-V00ZB	COVER COMP., FAN	1	-----	KRAM, KRA2, KRB, KRBD, KRBM, KRB4, KRDF, KRE4, KRF2, KRK, KRM, KRMG, KRT, KRW, KRW2, KR4
				NH1..... BLACK	1	1084249	KRBF

NOTE A:PART NO. CHANGE D:NEWLY PROVIDED E:PART NO.DELETION K:REQUIRED NO. CORRECTION L:APPLICATION SERIAL NO. CORRECTION
T:APPLICATION CORRECTION Z:REMARKS CHANGE



PARTS CATALOGUE NEWS

Honda Motor Co., Ltd. Service Division

PARTS CATALOGUE - CORRECTED

Printed in Japan

CODE NO.	BOOKLET TYPE	13Z4E601
	MICRO-FICHE	13Z4E6EA/FA
PARTS CATALOGUE NEWS	GX100U	
NEWS NO.	050	

Block No.	Ref. No.	Note	Part No.	Description	Reqd. QTY	Serial No.		Parts catalogue code
					GX 100 U			
E-40	11		17701-Z4E-U01	TUBE, FUEL TANK (FKM)	1	1012396	1178923	VSW4
		A	17701-Z4E-U02	1	1178924	-----	VSW4
	12		17702-Z4E-U01	TUBE A, FUEL (FKM)	1	1012396	1178923	VSW4
		A	17702-Z4E-U02	1	1178924	-----	VSW4
	13		17703-Z4E-U01	TUBE B, FUEL (FKM)	1	1012396	1178923	VSW4
		A	17703-Z4E-U02	1	1178924	-----	VSW4

NOTE A:PART NO. CHANGE D:NEWLY PROVIDED E:PART NO.DELETION K:REQUIRED NO. CORRECTION L:APPLICATION SERIAL NO. CORRECTION
T:APPLICATION CORRECTION Z:REMARKS CHANGE



PARTS CATALOGUE NEWS

Honda Motor Co., Ltd. Service Division

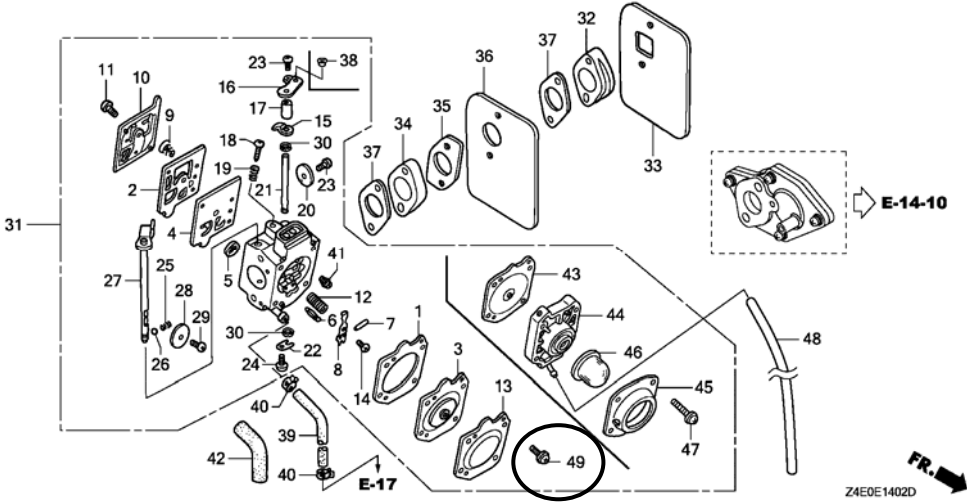
PARTS CATALOGUE - CORRECTED

Printed in Japan

CODE NO.	BOOKLET TYPE	13Z4E601
	MICRO-FICHE	13Z4E6EA/FA
PARTS CATALOGUE NEWS		GX100U
NEWS NO.		051

Block No.	Ref. No.	Note	Part No.	Description	Reqd. QTY GX 100 U	Serial No.	Parts catalogue code
-----------	----------	------	----------	-------------	-----------------------------	------------	----------------------

E-14-2 CARBURETOR (RAMMER FLOATLESS)



NOTE A:PART NO. CHANGE D:NEWLY PROVIDED E:PART NO. DELETION K:REQUIRED NO. CORRECTION L:APPLICATION SERIAL NO. CORRECTION
T:APPLICATION CORRECTION Z:REMARKS CHANGE

PARTS CATALOGUE NEWS

BOOKNo. : 13Z4E601

Block No.	Ref. No.	Note	Part No.	Description	Reqd. QTY	Serial No.		Parts catalogue code
					GX 100 U			
E-14-2	24	K	16055-Z0D-V02	SCREW ASSY.	1	-----	-----	KRAF, KRAM, KRBF, KRBM, KRBX, KRDF, KREE, KREU, KRE4, KRF2, KRG KRGF, KRM, KRMB, KRMG, KR SB, KRT, KRT4, KRW, KRWF, KR4
	49	D	16055-Z0D-V02	SCREW ASSY.	4	-----	-----	KRAF, KRAM, KRBF, KRBM, KRBX, KREE, KREU, KRE4, KRF2, KRG, KRGF, KRM KRMB, KRMG, KR SB, KRT, KRT4, KRW, KRWF, KR4

NOTE A:PART NO. CHANGE D:NEWLY PROVIDED E:PART NO.DELETION K:REQUIRED NO. CORRECTION L:APPLICATION SERIAL NO. CORRECTION
T:APPLICATION CORRECTION Z:REMARKS CHANGE



PARTS CATALOGUE NEWS

Honda Motor Co., Ltd. Service Division

Printed in Japan

CODE NO.	BOOKLET TYPE	13Z4E601
	MICRO-FICHE	13Z4E6EA/FA
PARTS CATALOGUE NEWS	GX100U	
NEWS NO.	052	

GX100U-KRAA, KRDA and KRGA types sales information

NOTE: This Parts Catalogue News explains only the parts of the different model that are produced to conform to addition of the GX100U-KRAA, KRDA and KRGA types.

As for the parts not listed on this Parts Catalogue News, use the parts of the GX100U-KRAF, KRDF and KRGF types.

- Models, parts catalogue codes and applicable serial numbers

Model	Type		Parts catalogue type	Applicable engine serial No.	Applicable carburetor identification No.
GX100U	KRAF	Base type	KRAF	GCAGK-1000001~	HDA 234B,HDA 206C
	KRAA	Additional type	KRAA		HDA 275
	KRDF	Base type	KRDF		HDA 235A
	KRDA	Additional type	KRDA		HDA 276
	KRGF	Base type	KRGF		HDA 234/A/B
	KRGA	Additional type	KRGA		HDA 275

- Features of each type

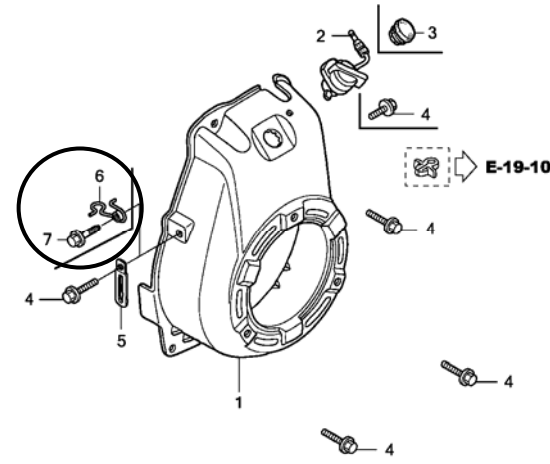
		Base type	Additional type	Base type	Additional type	Base type	Additional type
Specifications	Model	GX100U					
	Type	KRAF	KRAA	KRDF	KRDA	KRGF	KRGA
Crankshaft	15mm ø Straight						
	15.8mm ø Straight						
	17mm ø Straight						
	M8 Tapered	●	●			●	●
	M12 Stepped thread			●	●		
Oil alert		●	●			●	●
Fuel tank							
Acceleration pump			●		●		●

PARTS CATALOGUE NEWS

BOOKNo. : 13Z4E601

Block No.	Ref. No.	Part No.	Description	Reqd. QTY		Base Part No.	Parts catalogue code
				GX 100 U			
E-3	1	12000-Z0D-405	BARREL ASSY., CYLINDER	1		12000-Z0D-V00	KRDA, KRGA
	10		TUBE, BREATHER (BOMAG)	0		15721-Z0D-V70	KRAA
		15721-Z4E-800	TUBE, BREATHER	1		15721-Z0D-V00	KRGA
E-11-1	1		STARTER ASSY., RECOIL *R280*..... POWER RED	0		28400-Z0D-V03ZC	KRGA
	2		CASE COMP., RECOIL STARTER *R280*..... POWER RED	0		28410-Z0D-V02ZC	KRGA

E-12 FAN COVER



Z4E0E1200C

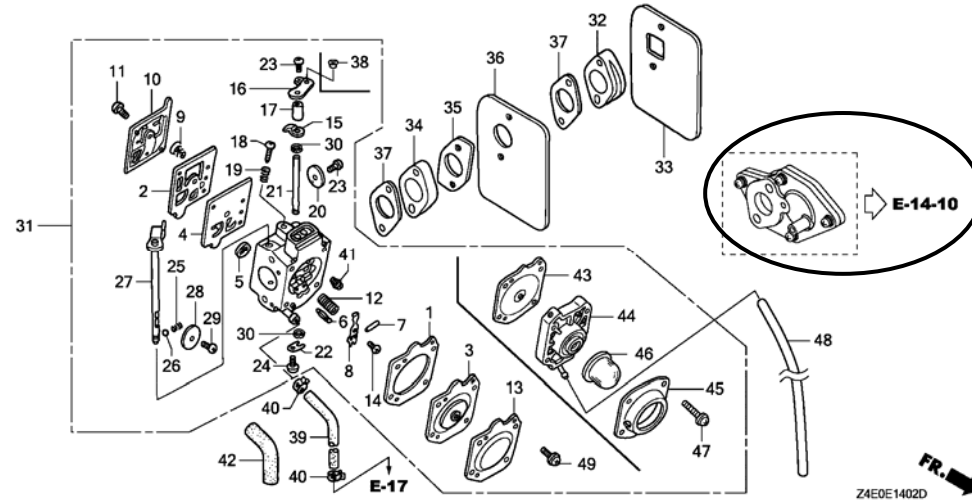
E-12	1		COVER COMP., FAN *R280*..... POWER RED	0		19610-Z4E-S11ZB	KRGA
	4	90014-952-000	BOLT, FLANGE, 6X14 (CT200)	3		90014-952-000	
	6	16191-Z4E-800	STAY, WIRE	1			
	7	90018-ZE1-000	BOLT, FLANGE, 6X23 (CT200)	1			

PARTS CATALOGUE NEWS

BOOKNo. : 13Z4E601

Block No.	Ref. No.	Part No.	Description	Reqd. QTY GX 100 U	Base Part No.	Parts catalogue code
-----------	----------	----------	-------------	-----------------------------	---------------	----------------------

E-14-2 CARBURETOR (RAMMER FLOATLESS)



E-14-2	1	16010-Z4E-802	GASKET, METERING DIAPHRAGM ...	1	16010-Z0D-V02	
	3	16013-Z4E-802	DIAPHRAGM ASSY., METERING	1		KRDA
		16013-Z4E-802	1	16013-Z0D-V02	KRAA, KRGA
	10	16040-Z4E-802	COVER, PUMP	1	16040-Z0D-V02	
	12	16042-Z0D-V02	SPRING	1	16042-Z0D-V02	KRAA
		16042-Z0D-V02	1	16042-Z4E-V92	KRDA, KRGA
	13	16043-Z4E-802	COVER, METERING DIAPHRAGM	1		KRDA
		16043-Z4E-802	1	16043-Z0D-V02	KRAA, KRGA
	14	16044-Z4E-802	SCREW	1	16044-Z0D-V02	
	18	16049-Z4E-S12	SCREW, IDLE ADJUSTING	1	16049-Z0D-V02	KRAA
		16049-Z4E-S12	1	16049-Z4E-S12	KRGA
	31	16100-Z4E-802	CARBURETOR ASSY. (HDA 275) ...	1	16100-Z0D-V75	KRAA

PARTS CATALOGUE NEWS

BOOKNo. : 13Z4E601

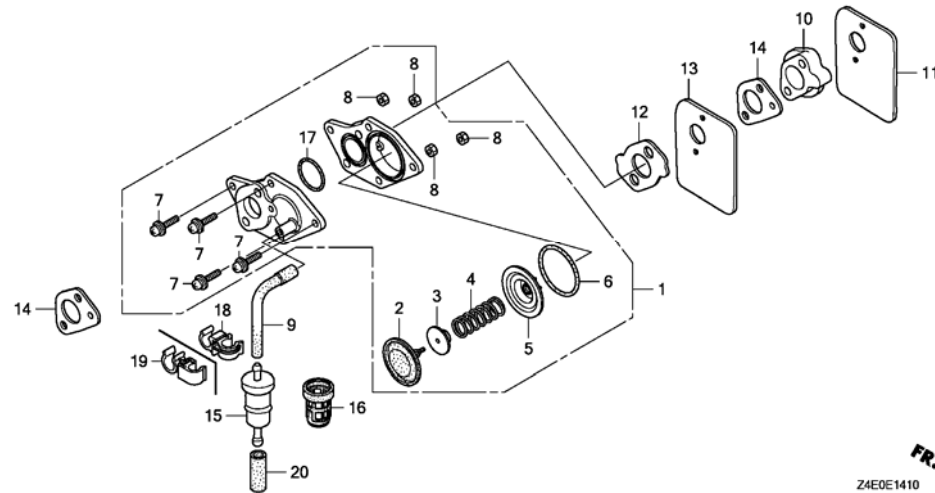
Block No.	Ref. No.	Part No.	Description	Reqd. QTY		Base Part No.	Parts catalogue code
				GX 100 U			
		16100-Z4E-802	1		16100-Z4E-S14	KRGA
		16100-Z4E-812	CARBURETOR ASSY. (HDA 276) ...	1		16100-Z4E-S33	KRDA
	32		INSULATOR, CARBURETOR	0		16211-Z0D-V00	
	33		PACKING, INSULATOR	0		16212-Z0D-V00	
	34		INSULATOR B, CARBURETOR	0		16213-Z4E-S10	
	35		PACKING B, INSULATOR	0		16214-Z0D-V00	
	36		PLATE, INSULATOR	0		16215-Z0D-V00	
	37		PACKING, CARBURETOR	0		16221-Z0D-V00	
	41	99101-Z0D-0520	JET (#52)	(1)			KRDA, KRGA
		99101-Z0D-0520	(1)		99101-Z0D-0500	KRAA
		99101-Z0D-0540	JET (#54)	(1)			KRDA, KRGA
		99101-Z0D-0540	(1)		99101-Z0D-0520	KRAA
		99101-Z4E-0560	JET (#56)	1			KRDA, KRGA
		99101-Z4E-0560	1		99101-Z0D-0540	KRAA
		99101-Z4E-0580	JET (#58)	(1)			
	43		DIAPHRAGM ASSY., METERING	0		16013-Z4E-S32	KRDA
	44		BODY ASSY., AIR PURGE	0		16017-Z4E-S32	KRDA
	45		COVER, PRIMER PUMP	0		16026-Z4E-S32	KRDA
	46		PUMP, PRIMER	0		16032-Z4E-S32	KRDA
	47		SCREW ASSY.	0		16055-Z4E-S32	KRDA
	48		TUBE, FUEL RETURN	0		17702-Z4E-S21	KRDA
	49	16055-Z4E-802	SCREW ASSY.	4			KRDA
		16055-Z4E-802	4		16055-Z0D-V02	KRAA, KRGA

BOOKNo. : 13Z4E601

Block No.	Ref. No.	Part No.	Description	Reqd. QTY	Base Part No.	Parts catalogue code
				GX 100 U		

E-14-10 ACCELERATION PUMP

Ref. No.	(Relative ref. Number)	Description	FRT
1	3111T1	PUMP, ACCELERATION	0.3
2	(3, 4, 5, 6, 17)		
	3111T2	PUMP, DIAPHRAGM	0.4
10	(11)		
	3111G2	INSULATOR, CARBURETOR AND/OR PACKING, INSULATOR (A)	0.3
12	3111T0	PACKING, INSULATOR	0.3
13	3111T3	PLATE, CARBURETOR INSULATOR (A)	0.3
14	3111C8	PACKING, CARBURETOR	0.2
		.NOTE: Engine side	
	3111G5	PACKING, CARBURETOR (A)	0.3



Z4E0E1410 **FR.** →

E-14-10	1	16160-Z4E-803	PUMP ASSY., ACCELERATION	1
	2	16161-Z4E-802	PUMP, DIAPHRAGM	1
	3	16162-Z4E-802	RETAINER, DIAPHRAGM	1
	4	16163-Z4E-802	SPRING	1
	5	16164-Z4E-802	RETAINER, ACCELERATION PUMP ..	1
	6	16165-Z4E-802	O-RING	1
	7	16167-Z4E-802	SCREW ASSY.	4
	8	16168-Z4E-802	NUT	4
	9	16196-Z4E-800	TUBE, AIR VENT	1
	10	16211-Z0D-V01	INSULATOR, CARBURETOR	1
	11	16212-Z0D-V00	PACKING, INSULATOR	1
	12	16214-Z0D-V01	PACKING B, INSULATOR	1

PARTS CATALOGUE NEWS

BOOKNo. : 13Z4E601

Block No.	Ref. No.	Part No.	Description	Reqd. QTY	Base Part No.	Parts catalogue code
				GX 100 U		
	13	16215-Z0D-V00	PLATE, INSULATOR	1		
	14	16221-Z4E-800	PACKING, CARBURETOR	2		
	15	16910-ZG0-U02	STRAINER COMP., FUEL	1		
	16	16915-ZV4-000	SUSPENSION, STRAINER	1		
	17	91301-ZM7-D01	O-RING, 19.5X1.5	1		
	18	91405-Z4E-801	CLIP, TUBE	1		KRAA, KRGA
	19	91405-Z4E-811	CLIP, TUBE	1		KRDA
	20	95005-70035-30	TUBE, 7X35 (95005-70001-30M) ..	1		
E-15	9	90041-Z4E-800	BOLT, STUD	1	90041-Z0D-V00	KRGA
	10		BOLT, STUD, 5X91 (CT200)	0	90042-Z0D-V70	KRAA
		90042-Z4E-800	BOLT, STUD, 5X88 (CT200)	2	90042-Z0D-V00	KRGA
	15	90042-Z4E-S30	BOLT, STUD, 5X95	2		KRAA
E-17	23	95002-40850-08	CLAMP, TUBE (D8.5)	1	95002-40850-08	KRDA
E-19-10	5	90014-952-000	BOLT, FLANGE, 6X14 (CT200)	3	90014-952-000	KRAA, KRGA
E-22-1	3	16550-Z0D-V01	ARM COMP., GOVERNOR	1		KRAA
	5	16555-Z0D-V00	ROD, GOVERNOR	1		KRAA
	6	16561-Z0D-V00	SPRING, GOVERNOR	1		KRAA
	7	16562-Z4E-S10	SPRING, THROTTLE RETURN	1		KRAA
	8	16594-883-010	HOLDER, WIRE	1		KRAA
	10	90014-952-000	BOLT, FLANGE, 6X14 (CT200)	2		KRAA
	11	90015-ZE5-010	BOLT, GOVERNOR ARM	1		KRAA
	12	90605-230-000	CIRCLIP, 5MM	1		KRAA
	13	92301-05020-0A	BOLT, RECESSED, 5X20	2		KRAA
	14	93500-04006-0H	SCREW, PAN, 4X6	1		KRAA

PARTS CATALOGUE NEWS

BOOKNo. : 13Z4E601

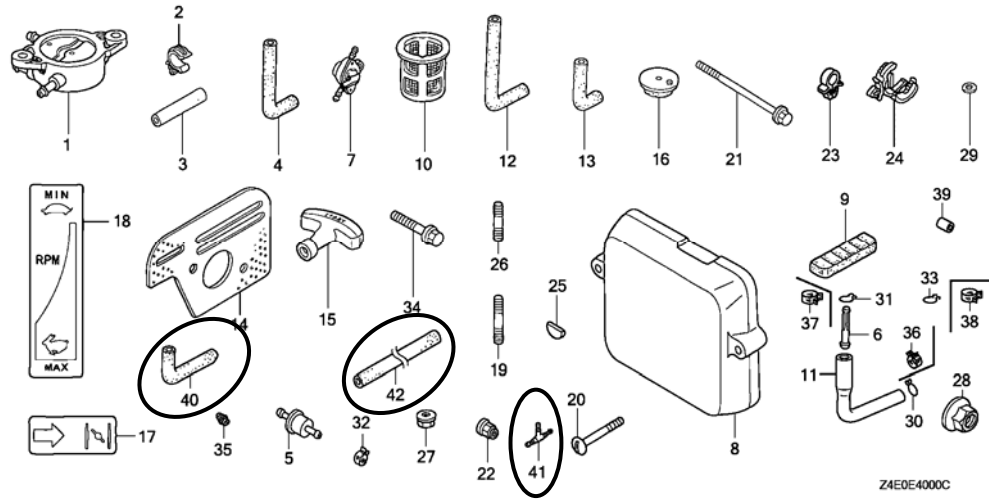
Block No.	Ref. No.	Part No.	Description	Reqd. QTY	Base Part No.	Parts catalogue code
				GX 100 U		
	17	94050-06000	NUT, FLANGE, 6MM	1	KRAA	
	18	16500-Z4E-S10	CONTROL ASSY.	1	KRAA	
	20	94001-05000	NUT, HEX. , 5MM	2	KRAA	
E-22-2	3		ARM COMP. , GOVERNOR	0	16550-Z0D-V01	KRAA
	4		ROD, GOVERNOR	0	16555-Z0D-V00	KRAA
	5		SPRING, GOVERNOR	0	16561-Z0D-V00	KRAA
	6		SPRING, THROTTLE RETURN	0	16562-Z4E-S10	KRAA
	12		BOLT, FLANGE, 6X14 (CT200)	0	90014-952-000	KRAA
	13		BOLT, GOVERNOR ARM	0	90015-ZE5-010	KRAA
	20		NUT, FLANGE, 6MM	0	94050-06000	KRAA
	22		CONTROL ASSY.	0	16500-Z4E-S10	KRAA
	24		HOLDER, WIRE	0	16594-883-010	KRAA
	26		CIRCLIP, 5MM	0	90605-230-000	KRAA
	27		BOLT, RECESSED, 5X20	0	92301-05020-0A	KRAA
	28		SCREW, PAN, 4X6	0	93500-04006-0H	KRAA
	29		NUT, HEX. , 5MM	0	94001-05000	KRAA
E-28	3	87528-Z0D-000	MARK, CHOKE INDICATION	1		KRGA
	5	87601-Z4E-S80	MARK, TYPE (KRGA)	1	87601-Z4E-S10	KRGA
		87601-Z4E-S90	MARK, TYPE (KRAA)	1	87601-Z4E-S60	KRAA
		87601-Z4E-U00	MARK, TYPE (KRDA)	1	87601-Z4E-S20	KRDA

PARTS CATALOGUE NEWS

BOOKNo. : 13Z4E601

Block No.	Ref. No.	Part No.	Description	Reqd. QTY		Base Part No.	Parts catalogue code
				GX	U		

E-40 OTHER PARTS



E-40	17		MARK, CHOKE INDICATION	0		87528-Z0D-000	KRGA
	32	95002-40850-08	CLAMP, TUBE (D8.5)	7			KRDA
	40	15721-Z0D-V70	TUBE, BREATHER (BOMAG)	1			KRAA
	41	16235-399-000	JOINT, FUEL	1			KRDA
	42	95001-45990-50	HOSE, FUEL, 4.5X990 (95001-45001-50M)	1			KRDA



PARTS CATALOGUE NEWS

Honda Motor Co., Ltd. Service Division

PARTS CATALOGUE - CORRECTED

Printed in Japan

CODE NO.	BOOKLET TYPE	13Z4E601
	MICRO-FICHE	13Z4E6EA/FA
PARTS CATALOGUE NEWS	GX100U	
NEWS NO.	053	

Block No.	Ref. No.	Note	Part No.	Description	Reqd. QTY	Serial No.	Parts catalogue code	
					GX 100 U			
E-14-2	1	L	16010-Z0D-V02	GASKET, METERING DIAPHRAGM ...	1	-----	KRAF, KRAM, KRBF, KRBM, KRBX, KRDF, KREE, KREU, KRE4, KRF2, KRG KRGF, KRM, KRMB, KRMG, KRSE, KRT, KRT4, KRW, KR4	
				(CARBURETOR NO.)	1	-----	HDA234B	KRWF
	T	16010-Z4E-802	1	-----	-----	KRAA, KRDA, KRGA	
			(CARBURETOR NO.)	1	HDA 275	-----	KRWF	
	3	L	16013-Z0D-V02	DIAPHRAGM ASSY., METERING	1	-----	-----	KRAF, KRAM, KRBF, KRBM, KRBX, KREE, KREU, KRE4, KRF2, KRG, KRGF, KRM KRMB, KRMG, KRSE, KRT, KRT4, KRW, KR4
				(CARBURETOR NO.)	1	-----	HDA234B	KRWF
	T	16013-Z4E-802	1	-----	-----	KRAA, KRDA, KRGA	
			(CARBURETOR NO.)	1	HDA 275	-----	KRWF	
	10	L	16040-Z0D-V02	COVER, PUMP	1	-----	-----	KRAF, KRAM, KRBF, KRBM, KRBX, KRDF, KREE, KREU, KRE4, KRF2, KRG KRGF, KRM, KRMB, KRMG, KRSE, KRT, KRT4, KRW, KR4
				(CARBURETOR NO.)	1	-----	HDA234B	KRWF
T	16040-Z4E-802	1	-----	-----	KRAA, KRDA, KRGA		
		(CARBURETOR NO.)	1	HDA 275	-----	KRWF		

NOTE A:PART NO. CHANGE D:NEWLY PROVIDED E:PART NO. DELETION K:REQUIRED NO. CORRECTION L:APPLICATION SERIAL NO. CORRECTION
T:APPLICATION CORRECTION Z:REMARKS CHANGE

PARTS CATALOGUE NEWS

BOOKNo. : 13Z4E601

Block No.	Ref. No.	Note	Part No.	Description	Reqd. QTY	Serial No.	Parts catalogue code
					GX 100 U		
	12	T	16042-Z0D-V02	SPRING	1	-----	KRAA, KRDA, KRF2, KRGA, KRM, KRMB, KRMG, KR4
				(CARBURETOR NO.)	1	----- HDA 227	KRT
				(CARBURETOR NO.)	1	----- HDA201D	KRBM, KREU, KRE4, KRW
				(CARBURETOR NO.)	1	----- HDA206C	KRAM, KRG
				(CARBURETOR NO.)	1	HDA 275 -----	KRWF
				(CARBURETOR NO.)	1	HDA206C -----	KRAF
		L	16042-Z4E-V92	1	-----	KRBF, KRBM, KRDX, KREE, KRGF
				(CARBURETOR NO.)	1	----- HDA234B	KRAF, KRWF
				(CARBURETOR NO.)	1	HDA 234 -----	KRBM, KRG
				(CARBURETOR NO.)	1	HDA234A -----	KREU, KRE4, KRM, KRT, KRW
				(CARBURETOR NO.)	1	HDA234A HDA234B	KRAM
	13	L	16043-Z0D-V02	COVER, METERING DIAPHRAGM	1	-----	KRAF, KRAM, KRBF, KRBM, KRDX, KREE, KREU, KRE4, KRF2, KRG, KRGF, KRM, KRMB, KRMG, KR4
				(CARBURETOR NO.)	1	----- HDA234B	KRWF
		T	16043-Z4E-802	1	-----	KRAA, KRDA, KRGA
				(CARBURETOR NO.)	1	HDA 275 -----	KRWF
	14	L	16044-Z0D-V02	SCREW	1	-----	KRAF, KRAM, KRBF, KRBM, KRDX, KRDF, KREE, KREU, KRE4, KRF2, KRG, KRGF, KRM, KRMB, KRMG, KR4
				(CARBURETOR NO.)	1	----- HDA234B	KRWF
		T	16044-Z4E-802	1	-----	KRAA, KRDA, KRGA
				(CARBURETOR NO.)	1	HDA 275 -----	KRWF
	41	T	99101-Z0D-0520	JET (#52)	(1)	-----	KRAA, KRDA, KRGA, KRM, KRMB, KRMG, KR4
				(CARBURETOR NO.)	(1)	HDA 275 -----	KRWF
				(CARBURETOR NO.)	(1)	HDA206C -----	KRAF
		T	99101-Z0D-0540	JET (#54)	1	-----	KRM, KRMB, KRMG, KR4

NOTE A:PART NO. CHANGE D:NEWLY PROVIDED E:PART NO.DELETION K:REQUIRED NO. CORRECTION L:APPLICATION SERIAL NO. CORRECTION
T:APPLICATION CORRECTION Z:REMARKS CHANGE

PARTS CATALOGUE NEWS

BOOKNo. : 13Z4E601

Block No.	Ref. No.	Note	Part No.	Description	Reqd. QTY	Serial No.	Parts catalogue code
					GX 100 U		
				(CARBURETOR NO.)	1	----- HDA 228	KREE
				(CARBURETOR NO.)	1	----- HDA201D	KRBM, KREU, KRE4, KRF2, KRW
				(CARBURETOR NO.)	1	----- HDA206C	KRAM, KRG
				(CARBURETOR NO.)	1	HDA206C -----	KRAF
					(1)	-----	KRAA, KRDA, KRGA, KRT, KRT4
				(CARBURETOR NO.)	(1)	HDA 275 -----	KRWF
				(CARBURETOR NO.)	(1)	HDA 227 -----	KRF2
		T	99101-Z4E-0560	JET (#56)	1	-----	KRAA, KRDA, KRGA, KRT4
				(CARBURETOR NO.)	1	----- HDA 227	KRT
				(CARBURETOR NO.)	1	HDA 227 -----	KRF2
				(CARBURETOR NO.)	1	HDA 275 -----	KRWF
		T	99101-Z4E-0580	JET (#58)	(1)	-----	KRAA, KRDA, KRGA
				(CARBURETOR NO.)	(1)	HDA 275 -----	KRWF
		49	L	16055-Z0D-V02	4	-----	KRAF, KRAM, KRBF, KRBM, KRBX, KREE, KREU, KRE4, KRF2, KRG, KRGF, KRM KRMB, KRMG, KRBS, KRT, KRT4, KRW, KR4
				(CARBURETOR NO.)	4	----- HDA234B	KRWF
		T	16055-Z4E-802	4	-----	KRAA, KRDA, KRGA
				(CARBURETOR NO.)	4	HDA 275 -----	KRWF

NOTE A:PART NO. CHANGE D:NEWLY PROVIDED E:PART NO. DELETION K:REQUIRED NO. CORRECTION L:APPLICATION SERIAL NO. CORRECTION
T:APPLICATION CORRECTION Z:REMARKS CHANGE

July 05, 2009



PARTS CATALOGUE NEWS

Honda Motor Co., Ltd. Service Division

Printed in Japan

CODE NO.	BOOKLET TYPE	13Z4E601
	MICRO- FICHE	13Z4E6EA/FA
PARTS CATALOGUE NEWS	GX100U	
NEWS NO.	054	

GX100U-KRHP type sales information

NOTE: This Parts Catalogue News explains only the parts of the different model that are produced to conform to addition of the GX100U-KRHP type.

As for the parts not listed on this Parts Catalogue News, use the parts of the GX100U-KRT type.

- Models, parts catalogue codes and applicable serial numbers

Model	Type		Parts catalogue type	Applicable engine serial No.	Applicable carburetor identification No.
GX100U	KRT	Base type	KRT	GCAGK-1000001~	HDA 227,HDA 234A/B
	KRHP	Additional type	KRHP		HDA 234B

- Features of each type

		Base type	Additional type
Specifications	Model	GX100U	
	Type	KRT	KRHP
Crankshaft	15mm ø Straight		
	15.8mm ø Straight		
	17mm ø Straight		
	M8 Tapered		
	M12 Stepped thread	●	●
Oil alert			
Fuel tank			
Acceleration pump			

PARTS CATALOGUE NEWS

BOOKNo. : 13Z4E601

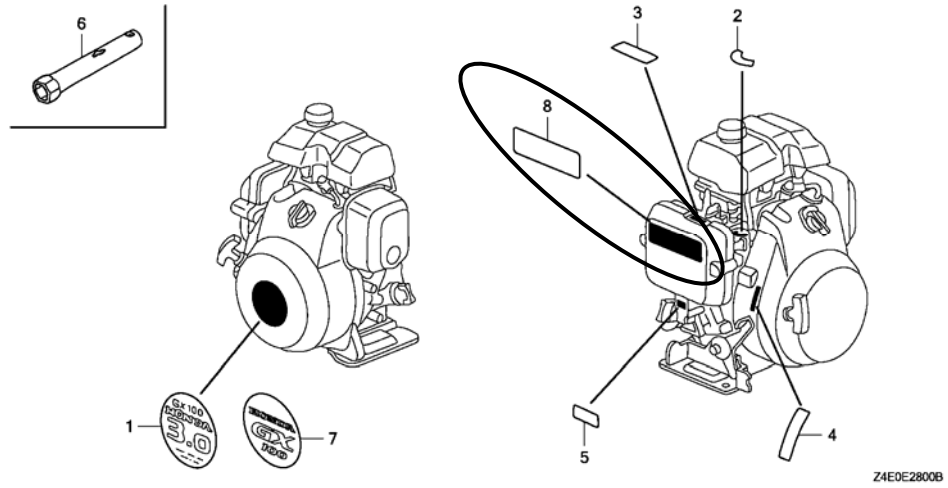
Block No.	Ref. No.	Part No.	Description	Reqd. QTY	Base Part No.	Parts catalogue code
				GX 100 U		
E-3	1	12000-Z0D-405	BARREL ASSY., CYLINDER	1	12000-Z0D-V00	
E-6	2	11511-Z0D-V00	FLANGE, P. T. O.	1		
	3		FLANGE, P. T. O.	0	11511-Z0D-V10	
	24	95701-08040-00	BOLT, FLANGE, 8X40	4	95701-08045-00	
E-11-1	1	28400-Z0D-V04ZA	STARTER ASSY., RECOIL *NH1*..... BLACK	1	28400-Z0D-V03ZA	
		28400-Z0D-V04ZC	*R280*..... POWER RED	1	28400-Z0D-V03ZC	
	8	28461-ZH8-013	GRIP, STARTER	1	28461-ZH8-003	
E-14-2	12	16042-Z4E-V92	SPRING	1	16042-Z4E-V92	
	16	16046-Z0D-V73	LEVER, THROTTLE	1	16046-Z0D-V73	
	18	16049-Z4E-S12	SCREW, IDLE ADJUSTING	1	16049-Z4E-S12	
	27	16058-Z0D-V72	SHAFT ASSY., CHOKE	1	16058-Z0D-V72	
	32	16211-Z0D-V01	INSULATOR, CARBURETOR	1	16211-Z0D-V00	
	35	16214-Z0D-V01	PACKING B, INSULATOR	1	16214-Z0D-V00	
	38	16552-896-650	COLLAR, LEVER	1	16552-896-650	
	41		JET (#54)	(0)	99101-Z0D-0540	
E-15	6	17231-Z0D-010	COVER, AIR CLEANER	1	17231-Z0D-000	
E-16-1	2	18321-Z0D-V22	PROTECTOR, MUFFLER	1	18321-Z0D-V21	

PARTS CATALOGUE NEWS

BOOKNo. : 13Z4E601

Block No.	Ref. No.	Part No.	Description	Reqd. QTY GX 100 U	Base Part No.	Parts catalogue code
-----------	----------	----------	-------------	-----------------------------	---------------	----------------------

E-28 LABEL/TOOL



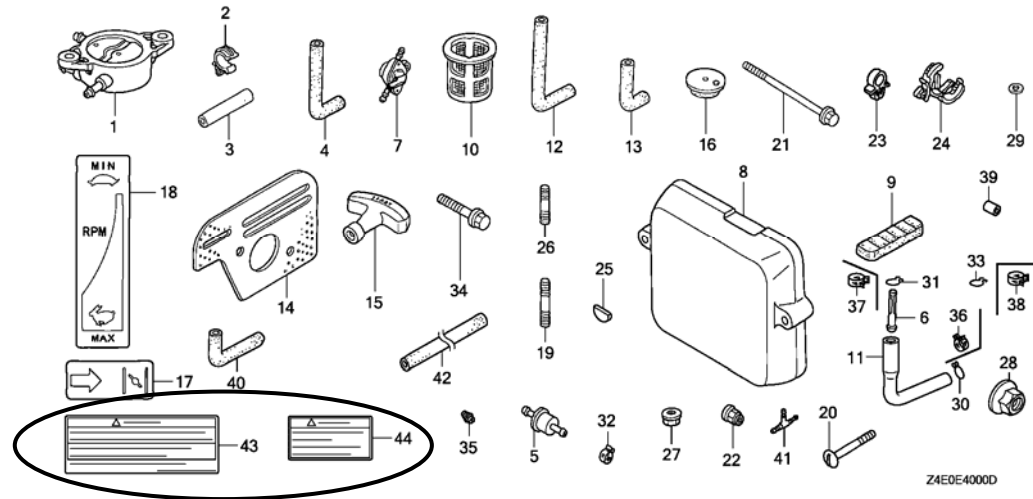
E-28	5	87601-Z4E-U60	MARK, TYPE (KRHP)	1	87601-Z4E-R90	
	8	87519-Z0J-000	MARK, OPERATOR CAUTION	1		

PARTS CATALOGUE NEWS

BOOKNo. : 13Z4E601

Block No.	Ref. No.	Part No.	Description	Reqd. QTY GX 100 U	Base Part No.	Parts catalogue code
-----------	----------	----------	-------------	-----------------------------	---------------	----------------------

E-40 OTHER PARTS



E-40	43	87516-Z0J-000	MARK, OPERATOR CAUTION	1		
		87516-Z0J-800	MARK, OPERATOR CAUTION (FRENCH)	1		
	44	87539-Z0J-000	MARK, EX. CAUTION	1		
		87539-Z0J-810	MARK, EX. CAUTION (FRENCH) ...	1		



PARTS CATALOGUE NEWS

Honda Motor Co., Ltd. Service Division

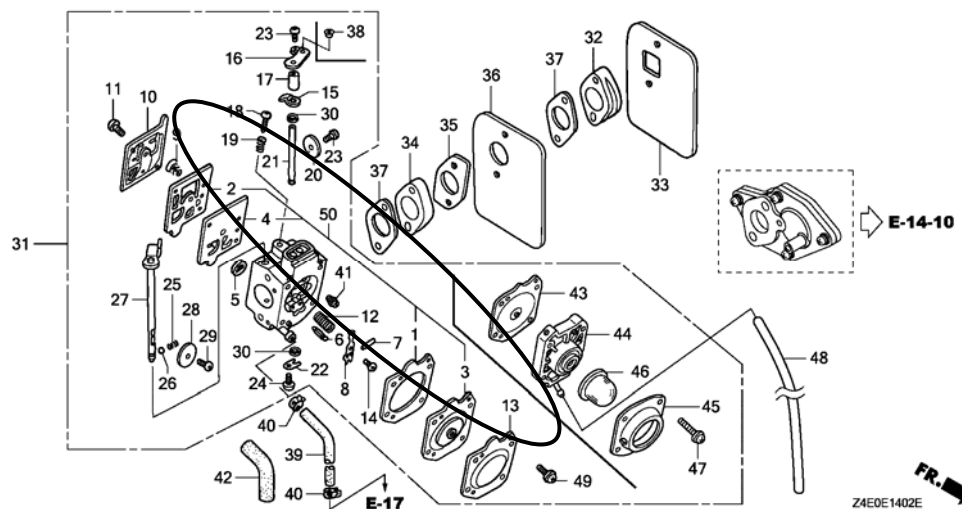
PARTS CATALOGUE - CORRECTED

Printed in Japan

CODE NO.	BOOKLET TYPE	13Z4E601
	MICRO-FICHE	13Z4E6EA/FA
PARTS CATALOGUE NEWS		GX100U
NEWS NO.		055

Block No.	Ref. No.	Note	Part No.	Description	Reqd. QTY GX 100 U	Serial No.	Parts catalogue code
-----------	----------	------	----------	-------------	-----------------------------	------------	----------------------

E-14-2 CARBURETOR (RAMMER FLOATLESS)



E-14-2	50	D	06116-Z4E-800	DIAPHRAGM KIT	(1)	-----	KRAA, KRDA, KRGA, KRWF
--------	----	---	---------------	---------------------	-----	-------	------------------------

NOTE A:PART NO. CHANGE D:NEWLY PROVIDED E:PART NO. DELETION K:REQUIRED NO. CORRECTION L:APPLICATION SERIAL NO. CORRECTION
T:APPLICATION CORRECTION Z:REMARKS CHANGE

PARTS CATALOGUE NEWS

BOOKNo. : 13Z4E601

Block No.	Ref. No.	Note	Part No.	Description	Reqd. QTY	Serial No.		Parts catalogue code
					GX 100 U			
E-19-10	5	K	90014-952-000	BOLT, FLANGE, 6X14 (CT200)	2	-----	-----	VSW4
					3	-----	-----	QXB4, QXU2, VA2, VE4
					4	-----	-----	KRAA, KRAF, KRBX, KRGA, KRGF, KRWF

NOTE A:PART NO. CHANGE D:NEWLY PROVIDED E:PART NO.DELETION K:REQUIRED NO. CORRECTION L:APPLICATION SERIAL NO. CORRECTION
T:APPLICATION CORRECTION Z:REMARKS CHANGE



PARTS CATALOGUE NEWS

Honda Motor Co., Ltd. Service Division

PARTS CATALOGUE - CORRECTED

Printed in Japan

CODE NO.	BOOKLET TYPE	13Z4E601
	MICRO-FICHE	13Z4E6EA/FA
PARTS CATALOGUE NEWS	GX100U	
NEWS NO.	056	

Block No.	Ref. No.	Note	Part No.	Description	Reqd. QTY	Serial No.	Parts catalogue code
					GX 100 U		
E-11-1	1	T	28400-Z0D-V04ZA	STARTER ASSY., RECOIL *NH1*..... BLACK	1	-----	KRHP, KR5B
	2	T	28410-Z0D-V02ZA	CASE COMP., RECOIL STARTER *NH1*..... BLACK	1	-----	BE14, KRAA, KRAF, KRAM, KRA2, KRB, KRBD, KRBF, KRBM, KRBX, KRB4, KRDA, KRDF, KRE4, KRF2, KR4, KRGA, KRGF, KRHP, KRM, KRMG, KR5B, KRT, KRW, KRWF, KRW2, KR4, SE3, VEA, VEG, VE3
E-12	1	T	19610-Z0D-V00ZB	COVER COMP., FAN *NH1*..... BLACK	1	-----	KRAM, KRA2, KRB, KRBD, KRBM, KRB4, KRDA, KRDF, KRE4, KRF2, KR4, KRHP, KRM, KRMG, KR5B, KRT, KRW, KRW2, KR4
					1	1084249	KRBF
E-14-2	1	L	16010-Z0D-V02	GASKET, METERING DIAPHRAGM ... (CARBURETOR NO.) (CARBURETOR NO.)	1	-----	KRAF, KRAM, KRBF, KRBM, KRBX, KRDF, KREU, KRE4, KRF2, KR4, KRGF, KRHP, KRM, KRMB, KRMG, KR5B, KRT, KRT4, KRW, KR4
					1	HDA 228	KREE
					1	HDA234B	KRWF
					T	16010-Z4E-802	1
1	HDA 275	KREE, KRWF					

NOTE A:PART NO. CHANGE D:NEWLY PROVIDED E:PART NO.DELETION K:REQUIRED NO. CORRECTION L:APPLICATION SERIAL NO. CORRECTION
T:APPLICATION CORRECTION Z:REMARKS CHANGE

PARTS CATALOGUE NEWS

BOOKNo. : 13Z4E601

Block No.	Ref. No.	Note	Part No.	Description	Reqd. QTY	Serial No.		Parts catalogue code
					GX 100 U			
	3	L	16013-Z0D-V02	DIAPHRAGM ASSY., METERING	1	-----	-----	KRAF, KRAM, KRBM, KRBX, KREU, KRE4, KRF2, KRG, KRGF, KRHP, KRM, KRMB, KRMG, KRMB, KR4
				(CARBURETOR NO.)	1	-----	HDA 228	KREE
				(CARBURETOR NO.)	1	-----	HDA234B	KRBF, KRWF
		T	16013-Z4E-802	1	-----	-----	KRAA, KRDA, KRGA
				(CARBURETOR NO.)	1	HDA 275	-----	KREE, KRWF
	10	L	16040-Z0D-V02	COVER, PUMP	1	-----	-----	KRAF, KRAM, KRBM, KRBX, KRDF, KREU, KRE4, KRF2, KRG, KRGF, KRHP, KRM, KRMB, KRMG, KR4
				(CARBURETOR NO.)	1	-----	HDA 228	KREE
				(CARBURETOR NO.)	1	-----	HDA234B	KRBF, KRWF
		T	16040-Z4E-802	1	-----	-----	KRAA, KRDA, KRGA
				(CARBURETOR NO.)	1	HDA 275	-----	KREE, KRWF
				(CARBURETOR NO.)	1	HDA 278	-----	KRBF
	12	T	16042-Z0D-V02	SPRING	1	-----	-----	KRAA, KRDA, KRF2, KRGA, KRM, KRMB, KRMG, KR4
				(CARBURETOR NO.)	1	-----	HDA 227	KRT
				(CARBURETOR NO.)	1	-----	HDA201D	KRBM, KREU, KRE4, KRW
				(CARBURETOR NO.)	1	-----	HDA206C	KRAM, KRG
				(CARBURETOR NO.)	1	HDA 275	-----	KREE, KRWF
				(CARBURETOR NO.)	1	HDA 278	-----	KRBF
				(CARBURETOR NO.)	1	HDA206C	-----	KRAF
		L	16042-Z4E-V92	1	-----	-----	KRBX, KRDF, KRGF, KRHP
				(CARBURETOR NO.)	1	-----	HDA 228	KREE
				(CARBURETOR NO.)	1	-----	HDA234B	KRAF, KRBF, KRWF
				(CARBURETOR NO.)	1	HDA 234	-----	KRBM, KRG
				(CARBURETOR NO.)	1	HDA234A	-----	KREU, KRE4, KRM, KRT, KRW

NOTE A:PART NO. CHANGE D:NEWLY PROVIDED E:PART NO.DELETION K:REQUIRED NO. CORRECTION L:APPLICATION SERIAL NO. CORRECTION
T:APPLICATION CORRECTION Z:REMARKS CHANGE

PARTS CATALOGUE NEWS

BOOKNo. : 13Z4E601

Block No.	Ref. No.	Note	Part No.	Description	Reqd. QTY	Serial No.		Parts catalogue code
					GX 100 U			
				(CARBURETOR NO.)	1	HDA234A	HDA234B	KRAM
	13	L	16043-Z0D-V02	COVER, METERING DIAPHRAGM	1	-----	-----	KRAF, KRAM, KRBM, KRBX, KREU, KRE4, KRF2, KRG, KRGF, KRHP, KRM, KRMB KRMG, KRSE, KRT, KRT4, KRW, KR4
				(CARBURETOR NO.)	1	-----	HDA 228	KREE
				(CARBURETOR NO.)	1	-----	HDA234B	KRBF, KRWF
		T	16043-Z4E-802	1	-----	-----	KRAA, KRDA, KRGA
				(CARBURETOR NO.)	1	HDA 275	-----	KREE, KRWF
	14	L	16044-Z0D-V02	SCREW	1	-----	-----	KRAF, KRAM, KRBM, KRBX, KRDF, KREU, KRE4, KRF2, KRG, KRGF, KRHP, KRM KRMB, KRMG, KRSE, KRT, KRT4, KRW, KR4
				(CARBURETOR NO.)	1	-----	HDA 228	KREE
				(CARBURETOR NO.)	1	-----	HDA234B	KRBF, KRWF
		T	16044-Z4E-802	1	-----	-----	KRAA, KRDA, KRGA
				(CARBURETOR NO.)	1	HDA 275	-----	KREE, KRWF
				(CARBURETOR NO.)	1	HDA 278	-----	KRBF
	16	L	16046-Z0D-V73	LEVER, THROTTLE	1	-----	-----	KRAA, KRAF, KRBF, KRBX, KRDA, KRDF, KRGA, KRGF, KRHP, KRWF
				(CARBURETOR NO.)	1	HDA 234	-----	KRBM
				(CARBURETOR NO.)	1	HDA206C	-----	KRAM, KRG, KRMG
				(CARBURETOR NO.)	1	HDA234A	-----	KREU, KRE4, KRT, KRW
				(CARBURETOR NO.)	1	HDA234A	HDA234B	KREE
		L	16046-Z0D-V03	1	HDA 228	HDA 228	KREE
				(CARBURETOR NO.)	1	HDA 275	-----	KREE
		D	16046-Z0D-V73	1	HDA 275	-----	KREE
				(CARBURETOR NO.)	1	HDA 275	-----	KREE
	18	L	16049-Z0D-V02	SCREW, IDLE ADJUSTING (CARBURETOR NO.)	1	HDA 228	HDA 228	KREE
				(CARBURETOR NO.)	1	HDA 275	-----	KREE
		D	16049-Z4E-S12	1	HDA 275	-----	KREE
				(CARBURETOR NO.)	1	HDA 275	-----	KREE

NOTE A:PART NO. CHANGE D:NEWLY PROVIDED E:PART NO.DELETION K:REQUIRED NO. CORRECTION L:APPLICATION SERIAL NO. CORRECTION
T:APPLICATION CORRECTION Z:REMARKS CHANGE

PARTS CATALOGUE NEWS

BOOKNo. : 13Z4E601

Block No.	Ref. No.	Note	Part No.	Description	Reqd. QTY		Serial No.	Parts catalogue code
					GX 100 U			
	27	T	16058-Z0D-V02	SHAFT ASSY., CHOKE	1		-----	KRDA, KRDF, KRF2, KRM, KRMB, KRMB, KR4, KR4
				(CARBURETOR NO.)	1		----- HDA 227	KRT
				(CARBURETOR NO.)	1		----- HDA201D	KRBM, KREE, KREU, KRE4, KRW
				(CARBURETOR NO.)	1		HDA 278 -----	KRBF
		L	16058-Z0D-V72	1		-----	KRAA, KRAF, KRAM, KRBX, KRG, KRGA, KRGF, KRHP, KRMG, KRWF
				(CARBURETOR NO.)	1		----- HDA234B	KRBF
				(CARBURETOR NO.)	1		HDA 234 -----	KRBM
				(CARBURETOR NO.)	1		HDA234A -----	KREU, KRE4, KRT, KRW
				(CARBURETOR NO.)	1		HDA234A HDA234B	KREE
		L	16058-Z0D-V02	1		-----	KRDA
				(CARBURETOR NO.)	1		HDA 228 HDA 228	KREE
		D	16058-Z0D-V72	1		HDA 275 -----	KREE
				(CARBURETOR NO.)	1		HDA 275 -----	KREE
	38	D	16552-896-650	COLLAR, LEVER (CARBURETOR NO.)	1		HDA 275 -----	KREE
	41	D	99101-Z0D-0480	JET (#48) (CARBURETOR NO.)	(1)		HDA 278 -----	KRBF
		T	99101-Z0D-0500	JET (#50)	(1)		-----	KRM, KRMB, KRMG, KR4
				(CARBURETOR NO.)	(1)		----- HDA201D	KRF2
				(CARBURETOR NO.)	(1)		HDA 278 -----	KRBF
				(CARBURETOR NO.)	(1)		HDA206C -----	KRAF
		T	99101-Z0D-0520	JET (#52) (CARBURETOR NO.)	1		HDA 278 -----	KRBF
					(1)		-----	KRAA, KRDA, KRGA, KRM, KRMB, KRMG, KR4, KR4
					(1)		HDA 275 -----	KREE
				(CARBURETOR NO.)	(1)		HDA 275 -----	KRWF

NOTE A:PART NO. CHANGE D:NEWLY PROVIDED E:PART NO.DELETION K:REQUIRED NO. CORRECTION L:APPLICATION SERIAL NO. CORRECTION
T:APPLICATION CORRECTION Z:REMARKS CHANGE

PARTS CATALOGUE NEWS

BOOKNo. : 13Z4E601

Block No.	Ref. No.	Note	Part No.	Description	Reqd. QTY	Serial No.		Parts catalogue code
					GX 100 U			
				(CARBURETOR NO.)	(1)	HDA206C	-----	KRAF
		T	99101-Z0D-0540	JET (#54)				
				(CARBURETOR NO.)	1	-----	HDA 228	KREE
				(CARBURETOR NO.)	1	-----	HDA201D	KRF2
		T	99101-Z0D-0540	1	-----	-----	KRM, KRMB, KRMG, KRSB, KR4
				(CARBURETOR NO.)	1	-----	HDA201D	KRBM, KREU, KRE4, KRW
				(CARBURETOR NO.)	1	-----	HDA206C	KRAM, KRG
				(CARBURETOR NO.)	1	HDA206C	-----	KRAF
					(1)	-----	-----	KRAA, KRDA, KRGA, KRT, KRT4
				(CARBURETOR NO.)	(1)	HDA 227	-----	KRF2
				(CARBURETOR NO.)	(1)	HDA 275	-----	KREE, KRWF
				(CARBURETOR NO.)	(1)	HDA 278	-----	KRBF
		T	99101-Z4E-0560	JET (#56)	1	-----	-----	KRAA, KRDA, KRGA, KRT4
				(CARBURETOR NO.)	1	-----	HDA 227	KRT
				(CARBURETOR NO.)	1	HDA 227	-----	KRF2
				(CARBURETOR NO.)	1	HDA 275	-----	KREE, KRWF
		T	99101-Z4E-0580	JET (#58)	(1)	-----	-----	KRAA, KRDA, KRGA
				(CARBURETOR NO.)	(1)	HDA 275	-----	KREE, KRWF
43		T	16013-Z4E-S32	DIAPHRAGM ASSY., METERING	1	-----	-----	KRDF
				(CARBURETOR NO.)	1	HDA 278	-----	KRBF
44		T	16017-Z4E-S32	BODY ASSY., AIR PURGE	1	-----	-----	KRDF
				(CARBURETOR NO.)	1	HDA 278	-----	KRBF
45		T	16026-Z4E-S32	COVER, PRIMER PUMP	1	-----	-----	KRDF
				(CARBURETOR NO.)	1	HDA 278	-----	KRBF
46		T	16032-Z4E-S32	PUMP, PRIMER	1	-----	-----	KRDF

NOTE A:PART NO. CHANGE D:NEWLY PROVIDED E:PART NO.DELETION K:REQUIRED NO. CORRECTION L:APPLICATION SERIAL NO. CORRECTION
T:APPLICATION CORRECTION Z:REMARKS CHANGE

PARTS CATALOGUE NEWS

BOOKNo. : 13Z4E601

Block No.	Ref. No.	Note	Part No.	Description	Reqd. QTY	Serial No.		Parts catalogue code
					GX 100 U			
				(CARBURETOR NO.)	1	HDA 278	-----	KRBF
	47	T	16055-Z4E-S32	SCREW ASSY.	4	-----	-----	KRDF
				(CARBURETOR NO.)	4	HDA 278	-----	KRBF
	49	L	16055-Z0D-V02	SCREW ASSY.	4	-----	-----	KRAF, KRAM, KRBM, KRBX, KREU, KRE4, KRF2, KRG, KRGF, KRHP, KRM, KRMB KRMG, KRSE, KRT, KRT4, KRW, KR4
				(CARBURETOR NO.)	4	-----	HDA 228	KREE
				(CARBURETOR NO.)	4	-----	HDA234B	KRBF, KRWF
		T	16055-Z4E-802	4	-----	-----	KRAA, KRDA, KRGA
				(CARBURETOR NO.)	4	HDA 275	-----	KREE, KRWF

NOTE A:PART NO. CHANGE D:NEWLY PROVIDED E:PART NO.DELETION K:REQUIRED NO. CORRECTION L:APPLICATION SERIAL NO. CORRECTION
T:APPLICATION CORRECTION Z:REMARKS CHANGE

August 16, 2009



PARTS CATALOGUE NEWS

Honda Motor Co., Ltd. Service Division

Printed in Japan

CODE NO.	BOOKLET TYPE	13Z4E601
	MICRO- FICHE	13Z4E6EA/FA
PARTS CATALOGUE NEWS	GX100U	
NEWS NO.	057	

GX100U-KRG2,KRSU and KRWU types sales information

NOTE: This Parts Catalogue News explains only the parts of the different model that are produced to conform to addition of the GX100U-KRG2,KRSU and KRWU types.

As for the parts not listed on this Parts Catalogue News, use the parts of the GX100U-KRG,KRS and KRW types.

BOOKNo. : 13Z4E601

- Models, parts catalogue codes and applicable serial numbers

Model	Type		Parts catalogue type	Applicable engine serial No.	Applicable carburetor identification No.
GX100U	KRG	Base type	KRG	GCAGK-1000001~	HDA 206B/C,HDA 234A/B
	KRG2	Additional type	KRG2		HDA 234B
	KRS	Base type	KRS		BF33D B
	KRSU	Additional type	KRSU		
	KRW	Base type	KRW		HDA 201C/D,HDA 234A/B
	KRWU	Additional type	KRWU		HDA 234B

- Features of each type

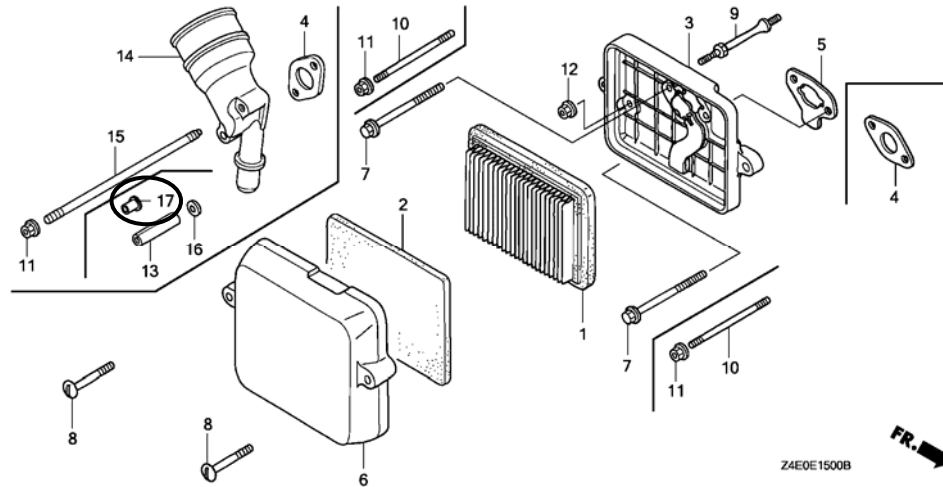
		Base type	Additional type	Base type	Additional type	Base type	Additional type
Specifications	Model	GX100U					
	Type	KRG	KRG2	KRS	KRSU	KRW	KRWU
Crankshaft	15mm ø Straight						
	15.8mm ø Straight						
	17mm ø Straight						
	M8 Tapered	●	●			●	●
	M12 Stepped thread			●	●		
Oil alert							
Fuel tank							
Acceleration pump							

PARTS CATALOGUE NEWS

BOOKNo. : 13Z4E601

Block No.	Ref. No.	Part No.	Description	Reqd. QTY		Base Part No.	Parts catalogue code
				GX 100 U			
E-3	1	12000-Z0D-405	BARREL ASSY., CYLINDER	1		12000-Z0D-V00	
	10		TUBE, BREATHER (BOMAG)	0		15721-Z0D-V70	KRG2
E-11-1	1		STARTER ASSY., RECOIL *R280*..... POWER RED	0		28400-Z0D-V03ZC	KRG2, KRWU
		28400-Z0D-V04ZC	*R280*..... POWER RED	1		28400-Z0D-V03ZA	KRG2, KRWU
		28400-Z0D-V04ZC	*R280*..... POWER RED	1		28400-Z0D-V03ZC	KRSU
	2		CASE COMP., RECOIL STARTER *NH1*..... BLACK	0		28410-Z0D-V02ZA	KRG2, KRWU
	8	28461-ZH8-013	GRIP, STARTER	1		28461-ZH8-003	
E-12	1		COVER COMP., FAN *NH1*..... BLACK	0		19610-Z0D-V00ZB	KRG2, KRWU
E-14-2	32	16211-Z0D-V01	INSULATOR, CARBURETOR	1		16211-Z0D-V00	KRG2, KRWU
	35	16214-Z0D-V01	PACKING B, INSULATOR	1		16214-Z0D-V00	KRG2, KRWU

E-15 AIR CLEANER

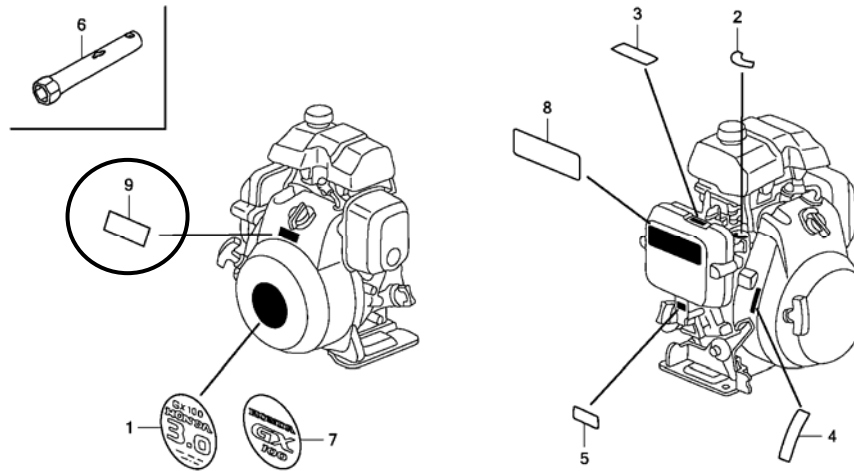


PARTS CATALOGUE NEWS

BOOKNo. : 13Z4E601

Block No.	Ref. No.	Part No.	Description	Reqd. QTY		Parts catalogue code
				GX 100 U	Base Part No.	
E-15	6	17231-Z0D-010	COVER, AIR CLEANER	1	17231-Z0D-000	KRSU, KRWU
	10		BOLT, STUD, 5X91 (CT200)	0	90042-Z0D-V70	KRG2
	15	90042-Z0D-V70	BOLT, STUD, 5X91 (CT200)	2		KRG2
	17	19619-ZM7-300	COLLAR, FAN COVER	2		KRG2
E-16-1	2	18321-Z0D-V22	PROTECTOR, MUFFLER	1	18321-Z0D-V21	

E-28 LABEL/TOOL



Z4E0E2800C

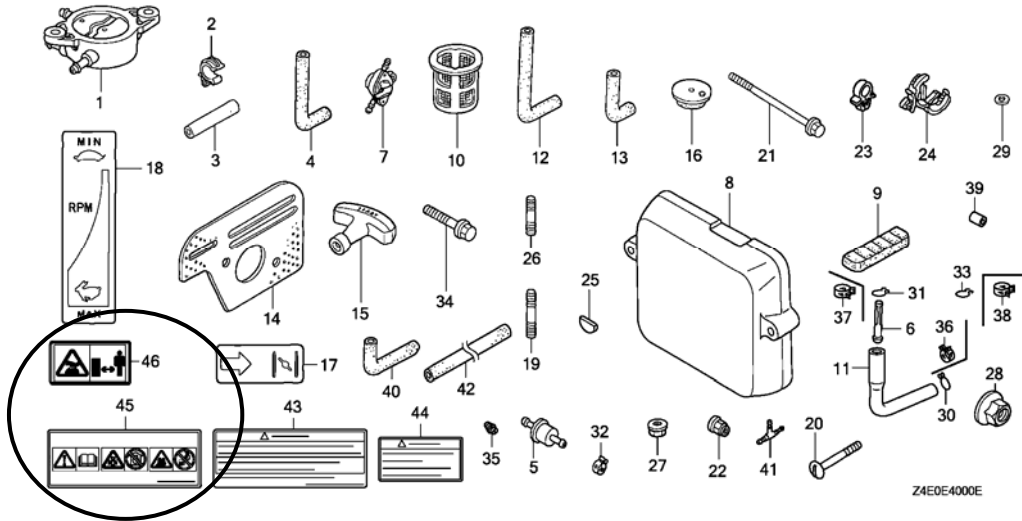
E-28	5	87601-Z4E-U70	MARK, TYPE (KRWU)	1	87601-Z0D-T90	KRWU
		87601-Z4E-W00	MARK, TYPE (KRG2)	1	87601-Z0D-V70	KRG2
		87601-Z4E-W10	MARK, TYPE (KRSU)	1	87601-Z0D-V80	KRSU
8	87516-Z0J-000	MARK, OPERATOR CAUTION (ENGLISH)	1			
9	87539-Z0J-000	MARK, EX. CAUTION (ENGLISH) ..	1			

PARTS CATALOGUE NEWS

BOOKNo. : 13Z4E601

Block No.	Ref. No.	Part No.	Description	Reqd. QTY GX 100 U	Base Part No.	Parts catalogue code
-----------	----------	----------	-------------	-----------------------------	---------------	----------------------

E-40 OTHER PARTS



E-40	40	15721-Z0D-V70	TUBE, BREATHER (BOMAG)	1	KRG2	
	43	87516-Z0J-800	MARK, OPERATOR CAUTION (FRENCH)	1		
	44	87539-Z0J-810	MARK, EX. CAUTION (FRENCH) . . .	1		
	45	87519-Z0J-000	MARK, OPERATOR CAUTION	1		
	46	87539-Z0J-800	MARK, EX. CAUTION (PICTOGRAPH)	1		



PARTS CATALOGUE NEWS

Honda Motor Co., Ltd. Service Division

PARTS CATALOGUE - CORRECTED

Printed in Japan

CODE NO.	BOOKLET TYPE	13Z4E601
	MICRO-FICHE	13Z4E6EA/FA
PARTS CATALOGUE NEWS		GX100U
NEWS NO.	058	

Block No.	Ref. No.	Note	Part No.	Description	Reqd. QTY	Serial No.	Parts catalogue code			
					GX 100 U					
E-11-1	1	L	28400-Z0D-V03ZA	STARTER ASSY., RECOIL *NH1*..... BLACK	1	----- 1188240	KRAA, KRAF, KRBF, KRBX, KRDA, KRDF, KRGA, KRGF, KRT, KRWF			
					1	1019283 -----	VE3			
					1	1019283 1188240	BE14, KRAM, KRA2, KRB, KRBD, KRBM, KRB4, KRE4, KRF2, KRG, KRM, KRMG, KRW, KRW2, KR4, SE3, VEA, VEG			
					1	----- 1188240	KRBM, KRDA, KRDF, KRGF, KRSE			
								1019283 -----	KRT4, VE3	
								1019283 1188240	BE14, KRAM, KRA2, KRB, KRB4, KREE, KREU, KRE4, KRG, KRM, KRMB, KRS, KRS2, KRT, KRW, KR4, SE3	
					1	1153070 1188240	QXB4			
					1	1019283 1188240	KRS2			
					T	28400-Z0D-V04ZA	*NH1*..... BLACK	1	----- -----	KRHP, KRSE
								1	1188241 -----	BE14, KRAA, KRAF, KRAM, KRA2, KRB, KRBD, KRBF, KRBM, KRBX, KRB4, KRDA, KRDF, KRE4, KRF2, KRG, KRGA, KRGF, KRM, KRMG, KRT, KRW, KRWF, KRW2, KR4, SE3, VEA, VEG
T	28400-Z0D-V04ZC	*R280*..... POWER RED	1	----- -----				KRG2, KRHP, KRSU, KRWU		

NOTE A:PART NO. CHANGE D:NEWLY PROVIDED E:PART NO. DELETION K:REQUIRED NO. CORRECTION L:APPLICATION SERIAL NO. CORRECTION
T:APPLICATION CORRECTION Z:REMARKS CHANGE

PARTS CATALOGUE NEWS

BOOKNo. : 13Z4E601

Block No.	Ref. No.	Note	Part No.	Description	Reqd. QTY		Serial No.	Parts catalogue code
					GX 100 U			
					1		1188241	----- BE14, KRAM, KRA2, KRB, KRBM, KRB4, KRDA, KRDF, KREE, KREU, KRE4, KRG, KRGF, KRM, KRMB, KRS, KRSD, KRS2, KRT, KRW, KR4, QXB4, SE3
		A	28400-Z0D-V04ZD	*NH105*... MAT BLACK (#15-#20)	1		1188241	----- KRS2
	8	L	28461-ZH8-003	GRIP, STARTER	1		-----	----- KRT4, VE3
					1		-----	1188240 BE14, KRAA, KRAF, KRAM, KRA2, KRB, KRBD, KRBF, KRBM, KRBX, KRB4, KRDA, KRDF, KREE, KREU, KRE4, KRF2, KRG, KRGA, KRGF, KRM, KRMB, KRMG, KRS, KRSD, KRS2, KRT, KRW, KRWF, KRW2, KR4, SE3, VEA, VEG
		T	28461-ZH8-013	1		1153070	1188240 QXB4
					1		-----	----- KRG2, KRHP, KRSU, KRWU
					1		1188241	----- BE14, KRAA, KRAF, KRAM, KRA2, KRB, KRBD, KRBF, KRBM, KRBX, KRB4, KRDA, KRDF, KREE, KREU, KRE4, KRF2, KRG, KRGA, KRGF, KRM, KRMB, KRMG, KRS, KRSD, KRS2, KRT, KRW, KRWF, KRW2, KR4, QXB4, SE3, VEA, VEG
E-15	6		17231-Z0D-V61	COVER, AIR CLEANER	1		-----	1161416 KRGF, KRMG
					1		-----	1188360 KRB, KRBM, KRB4, KRF2, KRSD, KRS2, KRWF, KRW2
		L	17231-Z0D-000	1		-----	----- KRT4, VE3
					1		-----	1188573 BE14, KRA2, KRBD, KREE, KREU, KRE4, KRM, KRMB, KRS, KRT, KRW, KR4, QAD, QA2, QA26, QBE, QE, QE14, QXB4, QXU2, SA2, SE, SE14, SE3, VA2, VEA, VEG, VE4, VSW4
		A	17231-Z0D-V62	1		1188361	----- KRB, KRBM, KRB4, KRF2, KRSD, KRS2, KRWF, KRW2
		T	17231-Z0D-010	1		-----	----- KRHP, KRSU, KRWU
					1		1188574	----- BE14, KRA2, KRBD, KREE, KREU, KRE4, KRM, KRMB, KRS, KRT, KRW, KR4, QAD, QA2, QA26, QBE, QE, QE14, QXB4, QXU2, SA2, SE, SE14, SE3, VA2, VEA, VEG, VE4, VSW4
E-16-1	2	L	18321-Z0D-V21	PROTECTOR, MUFFLER	1		-----	1188240 KRAA, KRAF, KRBX, KRDA, KRGA, KRWF
					1		1038539	1188240 KRAM, KRA2, KRB, KRBD, KRBF, KRBM, KRB4, KRDF, KRF2, KRG, KRGF, KRM, KRMG, KRS, KRS2, KRT, KRW, KRW2, VEG
		T	18321-Z0D-V22	1		-----	----- KRG2, KRHP, KRSU, KRWU
					1		1188241	----- KRAA, KRAF, KRAM, KRA2, KRB, KRBD, KRBF, KRBM, KRBX, KRB4, KRDA, KRDF, KRF2, KRG, KRGA, KRGF, KRM, KRMG, KRS, KRS2, KRT, KRW, KRWF, KRW2, VEG

NOTE A:PART NO. CHANGE D:NEWLY PROVIDED E:PART NO. DELETION K:REQUIRED NO. CORRECTION L:APPLICATION SERIAL NO. CORRECTION
T:APPLICATION CORRECTION Z:REMARKS CHANGE

PARTS CATALOGUE NEWS

BOOKNo. : 13Z4E601

Block No.	Ref. No.	Note	Part No.	Description	Reqd. QTY	Serial No.		Parts catalogue code
					GX 100 U			
E-40	8		17231-Z0D-V61	COVER, AIR CLEANER	1	-----	1188360	KRSB, KRS2
		A	17231-Z0D-V62	1	1188361	-----	KRSB, KRS2

NOTE A:PART NO. CHANGE D:NEWLY PROVIDED E:PART NO.DELETION K:REQUIRED NO. CORRECTION L:APPLICATION SERIAL NO. CORRECTION
T:APPLICATION CORRECTION Z:REMARKS CHANGE



PARTS CATALOGUE NEWS

Honda Motor Co., Ltd. Service Division

PARTS CATALOGUE - CORRECTED

Printed in Japan

CODE NO.	BOOKLET TYPE	13Z4E601
	MICRO-FICHE	13Z4E6EA/FA
PARTS CATALOGUE NEWS		GX100U
NEWS NO.	059	

Block No.	Ref. No.	Note	Part No.	Description	Reqd. QTY	Serial No.	Parts catalogue code		
					GX 100 U				
E-14-2	1	L	16010-Z0D-V02	GASKET, METERING DIAPHRAGM ...	1	-----	KRAF, KRAM, KRBF, KRBM, KR BX, KRDF, KRF2, KR G, KRGF, KR G2, KRHP, KRM, KRMB, KRMG, KR SB, KRT, KRT4, KR W, KRWU, KR4		
				(CARBURETOR NO.)	1	-----	HDA 228	KREE	
				(CARBURETOR NO.)	1	-----	HDA234B	KREU, KRE4, KRWF	
			T	16010-Z4E-802	1	-----	-----	KRAA, KRDA, KRGA
					(CARBURETOR NO.)	1	HDA 275	-----	KREE, KREU, KRE4, KRWF
	3	L	16013-Z0D-V02	DIAPHRAGM ASSY., METERING	1	-----	-----	KRAF, KRAM, KRBM, KR BX, KRF2, KR G, KRGF, KR G2, KRHP, KRM, KRMB, KRMG, KR SB, KRT, KRT4, KR W, KRWU, KR4	
				(CARBURETOR NO.)	1	-----	HDA 228	KREE	
				(CARBURETOR NO.)	1	-----	HDA234B	KRBF, KREU, KRE4, KRWF	
			T	16013-Z4E-802	1	-----	-----	KRAA, KRDA, KRGA
					(CARBURETOR NO.)	1	HDA 275	-----	KREE, KREU, KRE4, KRWF
10	L	16040-Z0D-V02	COVER, PUMP	1	-----	-----	KRAF, KRAM, KRBM, KR BX, KRDF, KRF2, KR G, KRGF, KR G2, KRHP, KRM, KRMB, KRMG, KR SB, KRT, KRT4, KR W, KRWU, KR4		
			(CARBURETOR NO.)	1	-----	HDA 228	KREE		

NOTE A:PART NO. CHANGE D:NEWLY PROVIDED E:PART NO. DELETION K:REQUIRED NO. CORRECTION L:APPLICATION SERIAL NO. CORRECTION
T:APPLICATION CORRECTION Z:REMARKS CHANGE

PARTS CATALOGUE NEWS

BOOKNo. : 13Z4E601

Block No.	Ref. No.	Note	Part No.	Description	Reqd. QTY	Serial No.		Parts catalogue code
					GX 100 U			
				(CARBURETOR NO.)	1	-----	HDA234B	KRBF, KREU, KRE4, KRWF
		T	16040-Z4E-802	1	-----	-----	KRAA, KRDA, KRGA
				(CARBURETOR NO.)	1	-----	HDA 275	KREE, KREU, KRE4, KRWF
				(CARBURETOR NO.)	1	-----	HDA 278	KRBF
	12	L	16042-Z4E-V92	SPRING	1	-----	-----	KRBX, KRDF, KRGF, KRG2, KRHP, KRWU
				(CARBURETOR NO.)	1	-----	HDA 228	KREE
				(CARBURETOR NO.)	1	-----	HDA234B	KRAF, KRBF, KRWF
				(CARBURETOR NO.)	1	-----	HDA 234	KRBM, KRG
				(CARBURETOR NO.)	1	-----	HDA234A	KRM, KRT, KRW
				(CARBURETOR NO.)	1	-----	HDA234A HDA234B	KRAM, KREU, KRE4
		D	16042-Z0D-V02				
				(CARBURETOR NO.)	1	-----	HDA 275	KREU, KRE4
	13	L	16043-Z0D-V02	COVER, METERING DIAPHRAGM	1	-----	-----	KRAF, KRAM, KRBM, KRBX, KRF2, KRG, KRGF, KRG2, KRHP, KRM, KRMB, KRMG, KR4
				(CARBURETOR NO.)	1	-----	HDA 228	KREE
				(CARBURETOR NO.)	1	-----	HDA234B	KRBF, KREU, KRE4, KRWF
		T	16043-Z4E-802	1	-----	-----	KRAA, KRDA, KRGA
				(CARBURETOR NO.)	1	-----	HDA 275	KREE, KREU, KRE4, KRWF
	14	L	16044-Z0D-V02	SCREW	1	-----	-----	KRAF, KRAM, KRBM, KRBX, KRDF, KRF2, KRG, KRGF, KRG2, KRHP, KRM, KRMB, KRMG, KR4
				(CARBURETOR NO.)	1	-----	HDA 228	KREE
				(CARBURETOR NO.)	1	-----	HDA234B	KRBF, KREU, KRE4, KRWF
		T	16044-Z4E-802	1	-----	-----	KRAA, KRDA, KRGA
				(CARBURETOR NO.)	1	-----	HDA 275	KREE, KREU, KRE4, KRWF
				(CARBURETOR NO.)	1	-----	HDA 278	KRBF

NOTE A:PART NO. CHANGE D:NEWLY PROVIDED E:PART NO.DELETION K:REQUIRED NO. CORRECTION L:APPLICATION SERIAL NO. CORRECTION
T:APPLICATION CORRECTION Z:REMARKS CHANGE

PARTS CATALOGUE NEWS

BOOKNo. : 13Z4E601

Block No.	Ref. No.	Note	Part No.	Description	Reqd. QTY	Serial No.	Parts catalogue code
					GX 100 U		
	41	T	99101-Z0D-0520	JET (#52) (CARBURETOR NO.)	1	HDA 278 -----	KRBF
				(CARBURETOR NO.)	(1)	-----	KRAA, KRDA, KRGA, KRM, KRMB, KRMG, KR4
				(CARBURETOR NO.)	(1)	HDA 275 -----	KREE, KREU, KRE4, KRWF
				(CARBURETOR NO.)	(1)	HDA206C -----	KRAF
		D	99101-Z0D-0540	JET (#54) (CARBURETOR NO.)	(1)	HDA 275 -----	KREU, KRE4
		T	99101-Z4E-0560	JET (#56)	1	-----	KRAA, KRDA, KRGA, KRT4
				(CARBURETOR NO.)	1	----- HDA 227	KRT
				(CARBURETOR NO.)	1	HDA 227 -----	KRF2
				(CARBURETOR NO.)	1	HDA 275 -----	KREE, KREU, KRE4, KRWF
		T	99101-Z4E-0580	JET (#58)	(1)	-----	KRAA, KRDA, KRGA
				(CARBURETOR NO.)	(1)	HDA 275 -----	KREE, KREU, KRE4, KRWF
	49	L	16055-Z0D-V02	SCREW ASSY.	4	-----	KRAF, KRAM, KRBM, KRBX, KRF2, KRG, KRGF, KRG2, KRHP, KRM, KRMB, KRMG, KR4
				(CARBURETOR NO.)	4	----- HDA 228	KREE
				(CARBURETOR NO.)	4	----- HDA234B	KRBF, KREU, KRE4, KRWF
		T	16055-Z4E-802	4	-----	KRAA, KRDA, KRGA
				(CARBURETOR NO.)	4	HDA 275 -----	KREE, KREU, KRE4, KRWF

NOTE A:PART NO. CHANGE D:NEWLY PROVIDED E:PART NO. DELETION K:REQUIRED NO. CORRECTION L:APPLICATION SERIAL NO. CORRECTION
T:APPLICATION CORRECTION Z:REMARKS CHANGE



PARTS CATALOGUE NEWS

Honda Motor Co., Ltd. Service Division

PARTS CATALOGUE - CORRECTED

Printed in Japan

CODE NO.	BOOKLET TYPE	13Z4E601
	MICRO-FICHE	13Z4E6EA/FA
PARTS CATALOGUE NEWS	GX100U	
NEWS NO.	060	

Block No.	Ref. No.	Note	Part No.	Description	Reqd. QTY		Serial No.	Parts catalogue code	
					GX	100 U			
E-14-2	32	L	16211-Z0D-V00	INSULATOR, CARBURETOR	1			KRT4	
					1		1184856	KRAF, KRAM, KRBF, KRBM, KRBX, KRDF, KREE, KREU, KRE4, KRF2, KR4 KRGF, KRM, KRMB, KRMG, KR4	
		T	16211-Z0D-V01	1			KRG2, KRHP, KR4	
	1					1184857	KRAF, KRAM, KRBF, KRBM, KRBX, KRDF, KREE, KREU, KRE4, KRF2, KR4 KRGF, KRM, KRMB, KRMG, KR4		
		35	L	16214-Z0D-V00	PACKING B, INSULATOR	1			KRT4
	1						1184856	KRAF, KRAM, KRBF, KRBM, KRBX, KRDF, KREE, KREU, KRE4, KRF2, KR4 KRGF, KRM, KRMB, KRMG, KR4	
	T	16214-Z0D-V01	1			KRG2, KRHP, KR4		
1					1184857	KRAF, KRAM, KRBF, KRBM, KRBX, KRDF, KREE, KREU, KRE4, KRF2, KR4 KRGF, KRM, KRMB, KRMG, KR4			

NOTE A:PART NO. CHANGE D:NEWLY PROVIDED E:PART NO. DELETION K:REQUIRED NO. CORRECTION L:APPLICATION SERIAL NO. CORRECTION
T:APPLICATION CORRECTION Z:REMARKS CHANGE



PARTS CATALOGUE NEWS

Honda Motor Co., Ltd. Service Division

PARTS CATALOGUE - CORRECTED

Printed in Japan

CODE NO.	BOOKLET TYPE	13Z4E601
	MICRO-FICHE	13Z4E6EA/FA
PARTS CATALOGUE NEWS		GX100U
NEWS NO.	061	

Block No.	Ref. No.	Note	Part No.	Description	Reqd. QTY	Serial No.		Parts catalogue code
					GX 100 U			
E-3	10	L	15721-Z0D-V00	TUBE, BREATHER	1	-----	-----	KRBM, KREE, KRF2, KRGF, KRHP, KRM, KRMB, KRMG, KRSB, KRT, KRT4, KRW KRWF, KRWU, KR4
					1	-----	1190130	KREU, KRE4
					1	-----	-----	KRGA
					1	1190131	-----	KREU, KRE4
E-12	4		90014-952-000	BOLT, FLANGE, 6X14(CT200)	3	-----	-----	KRAA, KRDA, KRGA
					4	-----	-----	BE14, KRAF, KRAM, KRA2, KRB, KRBD, KRBF, KRBM, KRBX, KRB4, KRDF KREE, KRF2, KRG, KRGF, KRG2, KRHP, KRM, KRMB, KRMG, KRS, KRSB, KRSU KRS2, KRT, KRT4, KRW, KRWF, KRWU, KRW2, KR4, QAD, QA2, QA26, QBE, QE QE14, QXB4, QXU2, SA2, SE, SE14, SE3, VA2, VEA, VEG, VE3, VE4
					4	-----	1190130	KREU, KRE4
					5	-----	-----	VSW4
					3	1190131	-----	KREU, KRE4
					1	-----	-----	KRAA, KRDA, KRGA
	6	T	16191-Z4E-800	STAY, WIRE	1	-----	-----	KRAA, KRDA, KRGA
					1	1190131	-----	KREU, KRE4

NOTE A:PART NO. CHANGE D:NEWLY PROVIDED E:PART NO.DELETION K:REQUIRED NO. CORRECTION L:APPLICATION SERIAL NO. CORRECTION
T:APPLICATION CORRECTION Z:REMARKS CHANGE

PARTS CATALOGUE NEWS

BOOKNo. : 13Z4E601

Block No.	Ref. No.	Note	Part No.	Description	Reqd. QTY		Serial No.	Parts catalogue code
					GX 100 U			
	7	T	90018-ZE1-000	BOLT, FLANGE, 6X23 (CT200)	1		-----	KRAA, KRDA, KRGA
					1		1190131	KREU, KRE4
E-14-2	31	L	16100-Z4E-S14	CARBURETOR ASSY. (HDA 234B) . .	1		-----	KRBX, KRG2, KRHP, KRWF, KRWU
					1		1143060	KRAF
					1		1055286	KRBF, KRBM, KRG, KRGF, KRT, KRW
					1		1055286 1138071	KREE
					1		1055286 1148975	KRAM
					1		1055286 1190130	KREU, KRE4
		T	16100-Z4E-802	CARBURETOR ASSY. (HDA 275) . . .	1		-----	KRAA, KRGA
					1		1190131	KREU, KRE4
	34	L	16213-Z4E-S10	INSULATOR B, CARBURETOR	1		-----	KRAF, KRBF, KRBX, KRDF, KRGF, KRG2, KRHP, KRWF, KRWU
					1		1025214	KRBM
					1		1037365	KRAM, KREE, KRG, KRW
					1		1037365 1190130	KREU, KRE4
					1		1045305	KRT
	37	L	16221-Z0D-V00	PACKING, CARBURETOR	2		-----	KRAF, KRAM, KRBF, KRBM, KRBX, KRDF, KREE, KRF2, KRG, KRGF, KRG2, KRHP, KRM, KRMB, KRMG, KR5B, KRT, KRT4, KRW, KRWF, KRWU, KR4
					2		1190130	KREU, KRE4
	50	T	06116-Z4E-800	DIAPHRAGM KIT	(1)		-----	KRAA, KRDA, KRGA, KRWF
					(1)		1190131	KREU, KRE4
E-14-10	1	T	16160-Z4E-803	PUMP ASSY., ACCELERATION	1		-----	KRAA, KRDA, KRGA
					1		1190131	KREU, KRE4
	2	T	16161-Z4E-802	PUMP, DIAPHRAGM	1		-----	KRAA, KRDA, KRGA
					1		1190131	KREU, KRE4
	3	T	16162-Z4E-802	RETAINER, DIAPHRAGM	1		-----	KRAA, KRDA, KRGA

NOTE A:PART NO. CHANGE D:NEWLY PROVIDED E:PART NO. DELETION K:REQUIRED NO. CORRECTION L:APPLICATION SERIAL NO. CORRECTION
T:APPLICATION CORRECTION Z:REMARKS CHANGE

PARTS CATALOGUE NEWS

BOOKNo. : 13Z4E601

Block No.	Ref. No.	Note	Part No.	Description	Reqd. QTY		Serial No.	Parts catalogue code
					GX 100 U			
					1		1190131	----- KREU, KRE4
	4	T	16163-Z4E-802	SPRING	1		-----	----- KRAA, KRDA, KRGA
					1		1190131	----- KREU, KRE4
	5	T	16164-Z4E-802	RETAINER, ACCELERATION PUMP ..	1		-----	----- KRAA, KRDA, KRGA
					1		1190131	----- KREU, KRE4
	6	T	16165-Z4E-802	O-RING	1		-----	----- KRAA, KRDA, KRGA
					1		1190131	----- KREU, KRE4
	7	T	16167-Z4E-802	SCREW ASSY.	4		-----	----- KRAA, KRDA, KRGA
					4		1190131	----- KREU, KRE4
	8	T	16168-Z4E-802	NUT	4		-----	----- KRAA, KRDA, KRGA
					4		1190131	----- KREU, KRE4
	9	T	16196-Z4E-800	TUBE, AIR VENT	1		-----	----- KRAA, KRDA, KRGA
					1		1190131	----- KREU, KRE4
	14	T	16221-Z4E-800	PACKING, CARBURETOR	2		-----	----- KRAA, KRDA, KRGA
					2		1190131	----- KREU, KRE4
	15	T	16910-ZG0-U02	STRAINER COMP., FUEL	1		-----	----- KRAA, KRDA, KRGA
					1		1190131	----- KREU, KRE4
	16	T	16915-ZV4-000	SUSPENSION, STRAINER	1		-----	----- KRAA, KRDA, KRGA
					1		1190131	----- KREU, KRE4
	17	T	91301-ZM7-D01	O-RING, 19.5X1.5	1		-----	----- KRAA, KRDA, KRGA
					1		1190131	----- KREU, KRE4
	19	T	91405-Z4E-811	CLIP, TUBE	1		-----	----- KRDA
					1		1190131	----- KREU, KRE4
	20	T	95005-70035-30	TUBE, 7X35(95005-70001-30M) ..	1		-----	----- KRAA, KRDA, KRGA

NOTE A:PART NO. CHANGE D:NEWLY PROVIDED E:PART NO.DELETION K:REQUIRED NO. CORRECTION L:APPLICATION SERIAL NO. CORRECTION
T:APPLICATION CORRECTION Z:REMARKS CHANGE

PARTS CATALOGUE NEWS

BOOKNo. : 13Z4E601

Block No.	Ref. No.	Note	Part No.	Description	Reqd. QTY	Serial No.		Parts catalogue code
					GX 100 U			
					1	1190131	-----	KREU, KRE4
E-15	9	L	90041-Z0D-V00	BOLT, STUD	1	-----	-----	KRBM, KREE, KRF2, KRGF, KRHP, KRM, KRMB, KRMG, KRSB, KRT, KRT4, KRW KRWF, KRWU, KR4
					1	-----	1190130	KREU, KRE4
		T	90041-Z4E-800	1	-----	-----	KRGA
	10	L	90042-Z0D-V00	BOLT, STUD, 5X85 (CT200)	2	-----	-----	KRBM, KREE, KRF2, KRGF, KRHP, KRM, KRMB, KRMG, KRSB, KRT, KRT4, KRW KRWF, KRWU, KR4
					2	-----	1190130	KREU, KRE4
		T	90042-Z4E-800	BOLT, STUD, 5X88 (CT200)	2	-----	-----	KRGA
					2	1190131	-----	KREU, KRE4
E-16-1	2		18321-Z0D-V01	PROTECTOR, MUFFLER	1	-----	1190130	KRSB
					1	1038645	-----	KRT4
					1	1038645	1190130	KREE, KREU, KRE4, KRMB, KR4
		A	18321-Z0D-V02	1	1190131	-----	KREE, KREU, KRE4, KRMB, KRSB, KR4

NOTE A:PART NO. CHANGE D:NEWLY PROVIDED E:PART NO. DELETION K:REQUIRED NO. CORRECTION L:APPLICATION SERIAL NO. CORRECTION
T:APPLICATION CORRECTION Z:REMARKS CHANGE



PARTS CATALOGUE NEWS

Honda Motor Co., Ltd. Service Division

PARTS CATALOGUE - CORRECTED

Printed in Japan

CODE NO.	BOOKLET TYPE	13Z4E601
	MICRO-FICHE	13Z4E6EA/FA
PARTS CATALOGUE NEWS	GX100U	
NEWS NO.	062	

Block No.	Ref. No.	Note	Part No.	Description	Reqd. QTY	Serial No.		Parts catalogue code
					GX 100 U			
E-14-2	31		16100-Z4E-S14	CARBURETOR ASSY. (HDA 234B) ...	1	-----	-----	KRBX, KR62, KRHP, KRWF, KRWU
					1	-----	1143060	KRAF
					1	1055286	-----	KRBM, KR6, KRGF, KRT, KRW
					1	1055286	1138071	KREE
					1	1055286	1148975	KRAM
					1	1055286	1189644	KRBF
					1	1055286	1190130	KREU, KRE4
	A		16100-Z4E-S42	CARBURETOR ASSY. (HDA 278) ...	1	1189645	-----	KRBF
E-28	8	T	87516-Z0J-000	MARK, OPERATOR CAUTION (ENGLISH)	1	-----	-----	KRG2, KRSU, KRWU
					1	1189916	-----	BE14, KRAF, KRAM, KRA2, KRB, KRBD, KRBM, KRB4, KREE, KREU, KRE4, KRF2, KRGA, KRGF, KRM, KRMB, KRMG, KRS, KRSE, KRS2, KRT, KRW, KRWF, KRW2, KR4, QAD, QA2, QA26, QBE, QE, QE14, QXB4, QXU2, SA2, SE, SE14, SE3, VA2, VEA, VEG, VE4, VSW4

NOTE A:PART NO. CHANGE D:NEWLY PROVIDED E:PART NO. DELETION K:REQUIRED NO. CORRECTION L:APPLICATION SERIAL NO. CORRECTION
T:APPLICATION CORRECTION Z:REMARKS CHANGE

PARTS CATALOGUE NEWS

BOOKNo. : 13Z4E601

Block No.	Ref. No.	Note	Part No.	Description	Reqd. QTY		Serial No.	Parts catalogue code
					GX 100 U			
		D	87516-Z0J-800	MARK, OPERATOR CAUTION (FRENCH)	1		1189916 -----	BE14, KRAF, KRAM, KRA2, KRB, KRBD, KRBM, KRB4, KREE, KREU, KRE4, KRF2, KRGA, KRGF, KRM, KRMB, KRMG, KRS, KRSE, KRS2, KRT, KRW, KRWF, KRW2, KR4, QAD, QA2, QA26, QBE, QE, QE14, QXB4, QXU2, SA2, SE, SE14, SE3, VA2, VEA, VEG, VE4, VSW4
		T	87519-Z0J-000	MARK, OPERATOR CAUTION	1		-----	KRHP
					1		1189916 -----	BE14, KRAM, KRA2, KRB, KRBD, KRBM, KRB4, KREE, KREU, KRE4, KRF2, KRGA, KRM, KRMB, KRMG, KRS, KRSE, KRS2, KRT, KRW, KRWF, KRW2, KR4, QAD, QA2, QA26, QBE, QE, QE14, QXB4, QXU2, SA2, SE, SE14, SE3, VA2, VEA, VEG, VE4, VSW4
	9	T	87539-Z0J-000	MARK, EX. CAUTION (ENGLISH) ..	1		-----	KRG2, KRSU, KRWU
					1		1188091 -----	BE14, KRAA, KRAM, KRA2, KRB, KRBD, KRBF, KRBM, KRBX, KRB4, KRDF, KREE, KREU, KRE4, KRF2, KRGA, KRGF, KRM, KRMB, KRMG, KRS, KRSE, KRS2, KRT, KRW, KRWF, KRW2, KR4, QAD, QA2, QA26, QBE, QE, QE14, QXB4, QXU2, SA2, SE, SE14, SE3, VA2, VEA, VEG, VE4
		D	87539-Z0J-800	MARK, EX. CAUTION (PICTOGRAPH)	1		1188091 -----	KRAA, KRA2, KRB, KRBF, KRBM, KRB4, KRDF, KRF2, KRGA, KRGF, KRM, KRMB, KRSE, KRWB, KRW2, QAD, QA2, QA26, QXU2, SA2, VA2
		D	87539-Z0J-810	MARK, EX. CAUTION (FRENCH) ...	1		1188091 -----	BE14, KRAM, KRA2, KRB, KRBD, KRBM, KRB4, KREE, KREU, KRE4, KRF2, KRGA, KRM, KRMB, KRMG, KRS, KRSE, KRS2, KRT, KRW, KRWF, KRW2, KR4, QAD, QA2, QA26, QBE, QE, QE14, QXB4, QXU2, SA2, SE, SE14, SE3, VA2, VEA, VEG, VE4, VSW4
E-40	43	T	87516-Z0J-000	MARK, OPERATOR CAUTION (ENGLISH)	1		-----	KRHP
					1		1189916 -----	KRAA, KRBF, KRBX, KRDA, KRDF, KRG
		T	87516-Z0J-800	MARK, OPERATOR CAUTION (FRENCH)	1		-----	KRG2, KRHP, KRSU, KRWU
					1		1189916 -----	KRAA, KRBF, KRBX, KRDA, KRDF, KRG
	44	T	87539-Z0J-000	MARK, EX. CAUTION (ENGLISH) ..	1		-----	KRHP
					1		1188091 -----	KRAF, KRDA, VSW4

NOTE A:PART NO. CHANGE D:NEWLY PROVIDED E:PART NO.DELETION K:REQUIRED NO. CORRECTION L:APPLICATION SERIAL NO. CORRECTION
T:APPLICATION CORRECTION Z:REMARKS CHANGE



PARTS CATALOGUE NEWS

Honda Motor Co., Ltd. Service Division

PARTS CATALOGUE - CORRECTED

Printed in Japan

CODE NO.	BOOKLET TYPE	13Z4E601
	MICRO-FICHE	13Z4E6EA/FA
PARTS CATALOGUE NEWS	GX100U	
NEWS NO.	063	

Block No.	Ref. No.	Note	Part No.	Description	Reqd. QTY	Serial No.	Parts catalogue code	
					GX 100 U			
E-11	1		28400-Z0D-003ZB	STARTER ASSY., RECOIL *NH1*..... BLACK	1	----- 1194033	QE14, SE14	
			28400-Z0D-003ZC	*R280*..... POWER RED	1	----- 1153069	QXB4	
					1	----- 1194033	QAD, QA2, QA26, QBE, QE, QE14, QXU2, SA2, SE, SE14, VA2, VE4	
		A		28400-Z0D-013ZB	*NH1*..... BLACK	1	1194034 -----	QE14, SE14
		A		28400-Z0D-013ZC	*R280*..... POWER RED	1	1194034 -----	QAD, QA2, QA26, QBE, QE, QE14, QXU2, SA2, SE, SE14, VA2, VE4
		5		28400-Z0D-U01ZA	STARTER ASSY., RECOIL *NH1*..... BLACK	1	----- 1192777	VSW4
				A	28400-Z0D-U02ZA	*NH1*..... BLACK	1	1192778 -----
E-28	9	T	87539-Z0J-000	MARK, EX. CAUTION (ENGLISH) ..	1	----- -----	KRG2, KRSU, KRWU	
					1	1188091 -----	BE14, KRAA, KRAM, KRA2, KRB, KRBD, KRBF, KRBM, KRBX, KRB4, KRDA, KRDF, KREE, KREU, KRE4, KRF2, KRG, KRGA, KRGF, KRM, KRMB, KRMG, KRS, KRSE, KRS2, KRT, KRW, KRWF, KRW2, KR4, QAD, QA2, QA26, QBE, QE, QE14, QXB4, QXU2, SA2, SE, SE14, SE3, VA2, VEA, VEG, VE4	

NOTE A:PART NO. CHANGE D:NEWLY PROVIDED E:PART NO. DELETION K:REQUIRED NO. CORRECTION L:APPLICATION SERIAL NO. CORRECTION
T:APPLICATION CORRECTION Z:REMARKS CHANGE

PARTS CATALOGUE NEWS

BOOKNo. : 13Z4E601

Block No.	Ref. No.	Note	Part No.	Description	Reqd. QTY		Serial No.	Parts catalogue code
					GX 100 U			
					1		1188091 -----	BE14, KRAM, KRA2, KRB, KRBD, KRBF, KRBM, KRBX, KRB4, KRDF, KREE KREU, KRE4, KRF2, KRG, KRGF, KRM, KRMB, KRMG, KRS, KRSE, KRS2, KRT KRW, KRWF, KRW2, KR4, QAD, QA2, QA26, QBE, QE, QE14, QXB4, QXU2, SA2 SE, SE14, SE3, VA2, VEA, VEG, VE4
E-40	44	T	87539-Z0J-000	MARK, EX. CAUTION (ENGLISH) ..	1		-----	KRHP
					1		1188091 -----	KRAF, VSW4

NOTE A:PART NO. CHANGE D:NEWLY PROVIDED E:PART NO. DELETION K:REQUIRED NO. CORRECTION L:APPLICATION SERIAL NO. CORRECTION
T:APPLICATION CORRECTION Z:REMARKS CHANGE



PARTS CATALOGUE NEWS

Honda Motor Co., Ltd. Service Division

PARTS CATALOGUE - CORRECTED

Printed in Japan

CODE NO.	BOOKLET TYPE	13Z4E601
	MICRO-FICHE	13Z4E6EA/FA
PARTS CATALOGUE NEWS	GX100U	
NEWS NO.	064	

Block No.	Ref. No.	Note	Part No.	Description	Reqd. QTY	Serial No.	Parts catalogue code	
					GX 100 U			
E-3	10	L	15721-Z0D-V00	TUBE, BREATHER	1	-----	KRBM, KREE, KRF2, KRGF, KRHP, KRM, KRMB, KRMG, KRSB, KRT, KRT4, KRW, KRWU, KR4	
					1	----- 1184913	KRWF	
					1	----- 1190130	KREU, KRE4	
			T	15721-Z4E-800	1	-----	KRGA
						1	1184914	KRWF
						1	1190131	KREU, KRE4
E-12	4	L	90014-952-000	BOLT, FLANGE, 6X14(CT200)	3	-----	KRAA, KRDA, KRGA	
					4	-----	BE14, KRAF, KRAM, KRA2, KRB, KRBD, KRBF, KRBM, KRBX, KRB4, KRDF, KREE, KRF2, KRG, KRGF, KRG2, KRHP, KRM, KRMB, KRMG, KRS, KRSB, KRSU, KRS2, KRT, KRT4, KRW, KRWU, KRW2, KR4, QAD, QA2, QA26, QBE, QE, QE14, QXB4, QXU2, SA2, SE, SE14, SE3, VA2, VEA, VEG, VE3, VE4	
					4	----- 1184913	KRWF	
					4	----- 1190130	KREU, KRE4	
					5	-----	VSW4	

NOTE A:PART NO. CHANGE D:NEWLY PROVIDED E:PART NO.DELETION K:REQUIRED NO. CORRECTION L:APPLICATION SERIAL NO. CORRECTION
T:APPLICATION CORRECTION Z:REMARKS CHANGE

PARTS CATALOGUE NEWS

BOOKNo. : 13Z4E601

Block No.	Ref. No.	Note	Part No.	Description	Reqd. QTY		Serial No.	Parts catalogue code
					GX 100 U			
		T	90014-952-000	3		1184914 -----	KRWF
					3		1190131 -----	KREU, KRE4
	6	T	16191-Z4E-800	STAY, WIRE	1		-----	KRAA, KRDA, KRGA
					1		1184914 -----	KRWF
					1		1190131 -----	KREU, KRE4
	7	T	90018-ZE1-000	BOLT, FLANGE, 6X23 (CT200)	1		-----	KRAA, KRDA, KRGA
					1		1184914 -----	KRWF
					1		1190131 -----	KREU, KRE4
E-14-2	10	L	16040-Z0D-V02	COVER, PUMP	1		-----	KRT4
				(CARBURETOR NO.)	1		----- HDA 228	KREE
				(CARBURETOR NO.)	1		----- HDA201D	KRM, KRMB, KRSD, KR4
				(CARBURETOR NO.)	1		----- HDA206C	KRAF, KRAM, KRMG
				(CARBURETOR NO.)	1		----- HDA227	KRF2
				(CARBURETOR NO.)	1		----- HDA234B	KRBF, KRBM, KRDX, KREU, KRE4, KRG, KRGF, KRG2, KRHP, KRT, KRW, KRWF KRWU
				(CARBURETOR NO.)	1		----- HDA235A	KRDF
		T	16040-Z4E-802	1		-----	KRAA, KRDA, KRGA
				(CARBURETOR NO.)	1		HDA 275 -----	KREE, KREU, KRE4, KRWF
				(CARBURETOR NO.)	1		HDA 278 -----	KRBF
				(CARBURETOR NO.)	1		HDA201E -----	KRM, KRMB, KRSD, KR4
				(CARBURETOR NO.)	1		HDA206D -----	KRAF, KRAM, KRMG
				(CARBURETOR NO.)	1		HDA227A -----	KRF2
				(CARBURETOR NO.)	1		HDA234C -----	KRBM, KRDX, KRG, KRGF, KRG2, KRHP, KRT, KRW, KRWU
				(CARBURETOR NO.)	1		HDA235B -----	KRDF
	14	L	16044-Z0D-V02	SCREW	1		-----	KRT4

NOTE A:PART NO. CHANGE D:NEWLY PROVIDED E:PART NO. DELETION K:REQUIRED NO. CORRECTION L:APPLICATION SERIAL NO. CORRECTION
T:APPLICATION CORRECTION Z:REMARKS CHANGE

PARTS CATALOGUE NEWS

BOOKNo. : 13Z4E601

Block No.	Ref. No.	Note	Part No.	Description	Reqd. QTY		Serial No.	Parts catalogue code
					GX 100 U			
				(CARBURETOR NO.)	1		----- HDA 228	KREE
				(CARBURETOR NO.)	1		----- HDA201D	KRM, KRMB, KRSB, KR4
				(CARBURETOR NO.)	1		----- HDA206C	KRAF, KRAM, KRMG
				(CARBURETOR NO.)	1		----- HDA227	KRF2
				(CARBURETOR NO.)	1		----- HDA234B	KRBF, KRBM, KRBX, KREU, KRE4, KRG, KRGF, KRG2, KRHP, KRT, KRW, KRWF KRWU
				(CARBURETOR NO.)	1		----- HDA235A	KRDF
		T	16044-Z4E-802	1		-----	KRAA, KRDA, KRGA
				(CARBURETOR NO.)	1		HDA 275	----- KREE, KREU, KRE4, KRWF
				(CARBURETOR NO.)	1		HDA 278	----- KRBF
				(CARBURETOR NO.)	1		HDA201E	----- KRM, KRMB, KRSB, KR4
				(CARBURETOR NO.)	1		HDA206D	----- KRAF, KRAM, KRMG
				(CARBURETOR NO.)	1		HDA227A	----- KRF2
				(CARBURETOR NO.)	1		HDA234C	----- KRBM, KRBX, KRG, KRGF, KRG2, KRHP, KRT, KRW, KRWU
				(CARBURETOR NO.)	1		HDA235B	----- KRDF
	31	L	16100-Z0D-V05	CARBURETOR ASSY. (HDA 201D) ..	1		-----	KRSB
					1		----- 1037364	KREU
					1		1006329	----- KRF2, KRM, KRMB, KR4
					1		1006329 1025213	KRBM
					1		1006329 1037364	KRE4, KRW
		L	16100-Z4E-S14	CARBURETOR ASSY. (HDA 234B) ..	1		-----	KRBX, KRG2, KRHP, KRWU
					1		----- 1143060	KRAF
					1		----- 1184913	KRWF
					1		1055286	----- KRBM, KRG, KRGF, KRT, KRW
					1		1055286 1138071	KREE

NOTE A:PART NO. CHANGE D:NEWLY PROVIDED E:PART NO.DELETION K:REQUIRED NO. CORRECTION L:APPLICATION SERIAL NO. CORRECTION
T:APPLICATION CORRECTION Z:REMARKS CHANGE

PARTS CATALOGUE NEWS

BOOKNo. : 13Z4E601

Block No.	Ref. No.	Note	Part No.	Description	Reqd. QTY		Serial No.	Parts catalogue code
					GX	100		
					1		1055286 1148975	KRAM
					1		1055286 1189644	KRBF
					1		1055286 1190130	KREU, KRE4
		T	16100-Z4E-802	CARBURETOR ASSY. (HDA 275) ...	1		-----	KRAA, KRGA
					1		1184914	KRWF
					1		1190131	KREU, KRE4
	32	L	16211-Z0D-V01	INSULATOR, CARBURETOR	1		-----	KRG2, KRHP, KRWU
					1		1184857	KRAF, KRAM, KRBF, KRBM, KRBX, KRDF, KREE, KREU, KRE4, KRF2, KRG KRGF, KRM, KRMB, KRMG, KR4
					1		1184857 1184913	KRWF
	33	L	16212-Z0D-V00	PACKING, INSULATOR	1		-----	KRAF, KRAM, KRBF, KRBM, KRBX, KRDF, KREE, KREU, KRE4, KRF2, KRG KRGF, KRG2, KRHP, KRM, KRMB, KRMG, KR4
					1		----- 1184913	KRWF
	34	L	16213-Z4E-S10	INSULATOR B, CARBURETOR	1		-----	KRAF, KRBF, KRBX, KRDF, KRGF, KRG2, KRHP, KRWU
					1		----- 1184913	KRWF
					1		1025214	KRBM
					1		1037365	KRAM, KREE, KRG, KRW
					1		1037365 1190130	KREU, KRE4
					1		1045305	KRT
	35	L	16214-Z0D-V01	PACKING B, INSULATOR	1		-----	KRG2, KRHP, KRWU
					1		1184857	KRAF, KRAM, KRBF, KRBM, KRBX, KRDF, KREE, KREU, KRE4, KRF2, KRG KRGF, KRM, KRMB, KRMG, KR4
					1		1184857 1184913	KRWF
	36	L	16215-Z0D-V00	PLATE, INSULATOR	1		-----	KRAF, KRAM, KRBF, KRBM, KRBX, KRDF, KREE, KREU, KRE4, KRF2, KRG KRGF, KRG2, KRHP, KRM, KRMB, KRMG, KR4
					1		----- 1184913	KRWF

NOTE A:PART NO. CHANGE D:NEWLY PROVIDED E:PART NO.DELETION K:REQUIRED NO. CORRECTION L:APPLICATION SERIAL NO. CORRECTION
T:APPLICATION CORRECTION Z:REMARKS CHANGE

PARTS CATALOGUE NEWS

BOOKNo. : 13Z4E601

Block No.	Ref. No.	Note	Part No.	Description	Reqd. QTY		Serial No.	Parts catalogue code
					GX 100 U			
	37	L	16221-Z0D-V00	PACKING, CARBURETOR	2		-----	KRAF, KRAM, KRBF, KRBM, KRBX, KRDF, KREE, KRF2, KRG, KRGF, KR4 KRHP, KRM, KRMB, KRMG, KRSE, KRT, KRT4, KRW, KRWU, KR4
					2		-----	1184913 KRWF
					2		-----	1190130 KREU, KRE4
	41	T	99101-Z0D-0520	JET (#52) (CARBURETOR NO.)	1	HDA 278	-----	KRBF
				(CARBURETOR NO.)	(1)	-----	-----	KRAA, KRDA, KRF2, KRGA, KRM, KRMB, KRMG, KRSE, KRT4, KR4
				(CARBURETOR NO.)	(1)	HDA 275	-----	KREE, KREU, KRE4, KRWF
				(CARBURETOR NO.)	(1)	HDA206C	-----	KRAF
E-14-10	1	T	16160-Z4E-803	PUMP ASSY., ACCELERATION	1	-----	-----	KRAA, KRDA, KRGA
					1	1184914	-----	KRWF
					1	1190131	-----	KREU, KRE4
	2	T	16161-Z4E-802	PUMP, DIAPHRAGM	1	-----	-----	KRAA, KRDA, KRGA
					1	1184914	-----	KRWF
					1	1190131	-----	KREU, KRE4
	3	T	16162-Z4E-802	RETAINER, DIAPHRAGM	1	-----	-----	KRAA, KRDA, KRGA
					1	1184914	-----	KRWF
					1	1190131	-----	KREU, KRE4
	4	T	16163-Z4E-802	SPRING	1	-----	-----	KRAA, KRDA, KRGA
					1	1184914	-----	KRWF
					1	1190131	-----	KREU, KRE4
	5	T	16164-Z4E-802	RETAINER, ACCELERATION PUMP ..	1	-----	-----	KRAA, KRDA, KRGA
					1	1184914	-----	KRWF
					1	1190131	-----	KREU, KRE4
	6	T	16165-Z4E-802	O-RING	1	-----	-----	KRAA, KRDA, KRGA

NOTE A:PART NO. CHANGE D:NEWLY PROVIDED E:PART NO. DELETION K:REQUIRED NO. CORRECTION L:APPLICATION SERIAL NO. CORRECTION
T:APPLICATION CORRECTION Z:REMARKS CHANGE

PARTS CATALOGUE NEWS

BOOKNo. : 13Z4E601

Block No.	Ref. No.	Note	Part No.	Description	Reqd. QTY		Serial No.	Parts catalogue code
					GX 100 U			
					1		1184914 -----	KRWF
					1		1190131 -----	KREU, KRE4
	7	T	16167-Z4E-802	SCREW ASSY.	4		-----	KRAA, KRDA, KRGA
					4		1184914 -----	KRWF
					4		1190131 -----	KREU, KRE4
	8	T	16168-Z4E-802	NUT	4		-----	KRAA, KRDA, KRGA
					4		1184914 -----	KRWF
					4		1190131 -----	KREU, KRE4
	9	T	16196-Z4E-800	TUBE, AIR VENT	1		-----	KRAA, KRDA, KRGA
					1		1184914 -----	KRWF
					1		1190131 -----	KREU, KRE4
	10	T	16211-Z0D-V01	INSULATOR, CARBURETOR	1		-----	KRAA, KRDA, KRGA
					1		1184914 -----	KRWF
	11	T	16212-Z0D-V00	PACKING, INSULATOR	1		-----	KRAA, KRDA, KRGA
					1		1184914 -----	KRWF
	12	T	16214-Z0D-V01	PACKING B, INSULATOR	1		-----	KRAA, KRDA, KRGA
					1		1184914 -----	KRWF
	13	T	16215-Z0D-V00	PLATE, INSULATOR	1		-----	KRAA, KRDA, KRGA
					1		1184914 -----	KRWF
	14	T	16221-Z4E-800	PACKING, CARBURETOR	2		-----	KRAA, KRDA, KRGA
					2		1184914 -----	KRWF
					2		1190131 -----	KREU, KRE4
	15	T	16910-ZG0-U02	STRAINER COMP., FUEL	1		-----	KRAA, KRDA, KRGA
					1		1184914 -----	KRWF

NOTE A:PART NO. CHANGE D:NEWLY PROVIDED E:PART NO.DELETION K:REQUIRED NO. CORRECTION L:APPLICATION SERIAL NO. CORRECTION
T:APPLICATION CORRECTION Z:REMARKS CHANGE

PARTS CATALOGUE NEWS

BOOKNo. : 13Z4E601

Block No.	Ref. No.	Note	Part No.	Description	Reqd. QTY		Serial No.	Parts catalogue code
					GX 100 U			
					1		1190131	KREU, KRE4
	16	T	16915-ZV4-000	SUSPENSION, STRAINER	1			KRAA, KRDA, KRGA
					1		1184914	KRWF
					1		1190131	KREU, KRE4
	17	T	91301-ZM7-D01	O-RING, 19.5X1.5	1			KRAA, KRDA, KRGA
					1		1184914	KRWF
					1		1190131	KREU, KRE4
	18	T	91405-Z4E-801	CLIP, TUBE	1			KRAA, KRGA
					1		1184914	KRWF
	20	T	95005-70035-30	TUBE, 7X35(95005-70001-30M) ..	1			KRAA, KRDA, KRGA
					1		1184914	KRWF
					1		1190131	KREU, KRE4
E-15	9	L	90041-Z0D-V00	BOLT, STUD	1			KRBM, KREE, KRF2, KRGF, KRHP, KRM, KRMB, KRMG, KRSE, KRT, KRT4, KRW KRWU, KR4
					1		1184913	KRWF
					1		1190130	KREU, KRE4
		T	90041-Z4E-800	1			KRGA
					1		1184914	KRWF
					1		1190131	KREU, KRE4
	10	L	90042-Z0D-V00	BOLT, STUD, 5X85 (CT200)	2			KRBM, KREE, KRF2, KRGF, KRHP, KRM, KRMB, KRMG, KRSE, KRT, KRT4, KRW KRWU, KR4
					2		1184913	KRWF
					2		1190130	KREU, KRE4
		T	90042-Z4E-800	BOLT, STUD, 5X88 (CT200)	2			KRGA
					2		1184914	KRWF

NOTE A:PART NO. CHANGE D:NEWLY PROVIDED E:PART NO.DELETION K:REQUIRED NO. CORRECTION L:APPLICATION SERIAL NO. CORRECTION
T:APPLICATION CORRECTION Z:REMARKS CHANGE

PARTS CATALOGUE NEWS

BOOKNo. : 13Z4E601

Block No.	Ref. No.	Note	Part No.	Description	Reqd. QTY		Serial No.	Parts catalogue code
					GX 100 U			
					2		1190131 -----	KREU, KRE4
E-17	10	L	17620-ZL8-013	CAP ASSY., FUEL TANK	1		-----	VSW4
					1		----- 1066448	BE14, QAD, QA2, QA26, QBE, QE, QE14, QXB4, QXU2, SA2, SE, SE14, SE3 VA2, VEA, VEG, VE3, VE4
	11	L	17622-ZL8-003	SPONGE, FUEL CAP BREATHER	1		-----	VSW4
					1		----- 1066448	BE14, QAD, QA2, QA26, QBE, QE, QE14, QXB4, QXU2, SA2, SE, SE14, SE3 VA2, VEA, VEG, VE3, VE4
	12	L	17624-ZL8-003	PACKING, FUEL CAP	1		-----	VSW4
					1		----- 1066448	BE14, QAD, QA2, QA26, QBE, QE, QE14, QXB4, QXU2, SA2, SE, SE14, SE3 VA2, VEA, VEG, VE3, VE4
	26	T	17620-ZOJ-800	CAP ASSY., FUEL TANK	1		1066449 -----	BE14, QAD, QA2, QA26, QBE, QE, QE14, QXB4, QXU2, SA2, SE, SE14, SE3 VA2, VEA, VEG, VE3, VE4

NOTE A:PART NO. CHANGE D:NEWLY PROVIDED E:PART NO. DELETION K:REQUIRED NO. CORRECTION L:APPLICATION SERIAL NO. CORRECTION
T:APPLICATION CORRECTION Z:REMARKS CHANGE