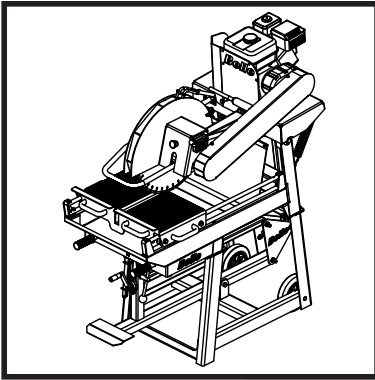




# BELLE MS 500

870/30003/4  
04/19



**(GB)** Operators Manual

**6**

**(RUS)** Руководство для оператора

**18**

• Spare Parts Book  
• Запасные Части Книга

**30**

**EC DECLARATION OF CONFORMITY / DECLARATION CE DE CONFORMITE / DECLARACIÓN DE CONFORMIDAD CE / DECLARAÇÃO CE DE CONFORMIDADE / EG-VERKLARING VAN OVEREENSTEMMING / EF OVERENSSTEMMELSESERKLÆRING**



We, **Belle Group Sheen UK, Sheen, Nr. Buxton, Derbyshire, SK17 0EU, GB**, hereby certify that if the product described within this certificate is bought from an authorised Belle Group dealer within the EEC, it conforms to the following EEC directives: 2006/42/CE (This directive replaces directive 98/37/EC), Electromagnetic Compatibility Directive 2004/108/CE (as amended by 89/336/EEC, 92/31/EEC & 93/68 EEC). The Waste Electrical and Electronic Equipment (WEEE) 2002/96/CE, the low voltage directive 2006/95/CE, BS EN ISO 12100-1:2003 Safety of machinery and associated harmonised standards, where applicable. Noise emissions conform to directives 2000/14/EC Annex VI & 2005/88/EC

**Noise Technical files are held by Ray Neilson at the Belle group Head Office address which is stated above.**



Nous soussignés, **Belle Group Sheen UK, Sheen, Nr. Buxton, Derbyshire, SK17 0EU, GB**, certifions que si le produit décrit dans ce certificat est acheté chez un distributeur autorisé Belle Group au sein de la CEE, il est conforme aux normes CEE ci-après: 2006/42/CE (Cette norme remplace la norme 98/37/CE), Norme compatible pour l'électromagnétisme 2004/108/CE (modifiée par 89/336/EEC, 92/31/EEC & 93/68 EEC). Les déchets électriques, et d'équipement électronique 2002/96/CE, caractéristiques basse tension 2006/95/CE, BS EN ISO 12100-1:2003 Norme de sécurité des machines et des critères associés et configurés, si applicable. Les émissions de bruit sont conformes à la directive 2000/14/EC Annexe VI et 2005/88/EC.

**Bruit des fichiers techniques sont détenues par Ray Neilson à l'adresse du groupe Belle Siège qui est indiqué ci-dessus.**



La Sociedad, **Belle Group Sheen UK, Sheen, Nr. Buxton, Derbyshire, SK 17 0EU, GB**, por el presente documento certifica que si el producto descrito en este certificado es comprado a un distribuidor autorizado de Belle Group en la CEE, este es conforme a las siguientes directivas: 2006/42/CE de la CEE (Esta directiva sustituye a la Directiva 98/37/CE), Directiva 2004/108/CE sobre Compatibilidad Electromagnética (según enmiendas 89/336/EEC, 92/31/EEC & 93/68 EEC). Los residuos eléctricos y electrónicos (RAEE) 2002/96/CE, Directiva sobre Bajo Voltaje 2006/95/CE, BS EN ISO 12100-1:2003 de Seguridad de Maquinaria y Niveles armonizados estándares asociados donde sean aplicables. Emisión de Ruidos conforme a la Directiva 2000/14/CE Anexo VI y 2005/88/EC.

**Archivos de ruido técnicos están en manos de Ray Neilson en la dirección del grupo Belle Sede de la que se ha dicho.**



O signatário, **Belle Group Sheen UK, Sheen, Nr. Buxton, Derbyshire, SK 0EU, GB**, pelo presente, declara que se o produto descrito neste certificado foi adquirido a um distribuidor autorizado do Belle Group em qualquer país da UE, está em conformidade com o estabelecido nas seguintes diretivas comunitárias: 2006/42/CE (Esta directiva substitui a Directiva 98/37/CE), Directiva de Compatibilidade Electromagnética 2004/108/CE (conforme corrigido pelas 89/336/EEC, 92/31/EEC & 93/68 EEC). O Elétrico de Desperdiço e Equipamento Electrónico (DEEE) 2002/96/CE, a directiva de baixa voltagem 2006/95/CE, BS EN ISO 12100-1:2003 Segurança da maquinaria e às normas harmonizadas afins se aplicáveis. As emissões de ruído respeitam e estão dentro das diretivas para máquinas 2000/14/EC Anexo VI & 2005/88/EC

**Arquivos de ruido técnicos são detidos por Ray Neilson no endereço Escritório Belle grupo Cabeça que é dito acima.**



Ondergetekende, **Belle Group Sheen UK, Sheen, Nr. Buxton, Derbyshire, SK17 0EU, GB**, verklaren hierbij dat als het product zoals beschreven in dit certificaat is gekocht van een erkende Belle Group dealer binnen de EEG, het voldoet aan de volgende EEG richtlijnen: 2006/42/CE (Deze richtlijn vervangt Richtlijn 98/37/EC), Electromagnetische Compatibiliteit Richtlijn 2004/108/CE (geamendeerd door 89/336/EEC, 92/31/EEC & 93/68 EEC). De afgedankte elektrische en elektronische apparatuur (AEEA) 2002/96/CE, de Laagspannings Richtlijn 2006/95/CE, BS EN ISO 12100-1:2003 Veiligheid van Machines en hieraan gekoppelde geharmoniseerde Standaarden, waar deze van toepassing is. Geluidshinder te voldoen aan de richtlijnen 2000/14/EG en 2005/88/EG bijlage VI.

**Lawaai Technische dossiers zijn in handen van Ray Neilson op de Belle groep hoofdkantoor adres, dat staat boven.**



Vi, **Belle Group Sheen UK, Sheen, Nr. Buxton, Derbyshire, SK17 0EU, GB**, erklærer hermed, at hvis det i dette certifikat beskrevne produkt er købt hos en autoriseret Belle Group forhandler i EU, er det i overensstemmelse med følgende EØF-direktiver: 2006/42/CE (Dette direktiv erstatter direktiv 98/37/EF), 2004/108/EØF (som ændret ved 89/336/EEC, 92/31/EØF & 93/68 EØF), Afald af elektrisk og elektronisk udstyr (WEEE) 2002/96/CE, lavspændingsdirektivet 2006/95/CE, BS EN ISO 12100-1:2003 Maskinsikkerhed og tilhørende harmoniserede standarder, hvor det er relevant. Støjemission i overensstemmelse med direktiverne 2000/14/EF bilag VI og 2005/88/EF.

**Støj Tekniske filer er i besiddelse af Ray Neilson på Belle-gruppen hovedkontoret adresse, som er nævnt ovenfor.**

PRODUCT TYPE .....	TYPE DE PRODUIT.....	TIPO DE PRODUCTO .....
MODEL.....	MODELE .....	MODELO .....
SERIAL No.....	N° DE SERIE .....	N° DE SERIE .....
DATE OF MANUFACTURE.....	DATE DE FABRICATION .....	FECHA DE FABRICACIÓN.....
SOUND POWER LEVEL MEASURED / .....	NIVEAU DE PUISSANCE SONORE MESUREE / .....	NIVEL DE POTENCIA ACÚSTICA MEDIDO / .....
.....(GUARANTEED)	.....(GARANTIE)	.....(GARANTIZADO)
WEIGHT .....	POIDS .....	PESO .....
TIPO DE PRODUCTO.....	PRODUCTTYPE.....	PRODUKTTYPE .....
MODELO.....	MODEL .....	MODEL .....
NO. DE SERIE .....	SERIENUMMER .....	SERIENR.....
DATA DE FABRIC.....	FABRICAGEDATUM .....	FREMSTILLINGSDATO .....
NIVEL DE POTENCIA DE SOM MEDIDO / .....	GEMETEN GELUIDSSTERKTE/NIVEAU / .....	LYEFFEKTNIVEAU MÅLT / .....
.....(GARANTIDO)	.....(EGARANDEERD)	.....(GARANTERET)
PESO.....	GEWICHT.....	VÆGT.....



Signed by:  
Signature:  
Medido por:  
Assinado por:  
Getekend door:  
Underskrevet af:  
  
**Ray Neilson**

**Managing Director - On behalf of BELLE GROUP (SHEEN) UK.**  
**Le Directeur Général - Pour le compte de la SOCIETE BELLE GROUP (SHEEN) UK.**  
**Director Gerente - En nombre de BELLE GROUP (SHEEN) UK.**  
**Director-Geral - Em nome de BELLE GROUP (SHEEN) UK.**  
**Algemene Directeur - Namens BELLE GROUP (SHEEN) UK.**  
**Administrerende direktør - På vegne af BELLE GROUP (SHEEN) UK.**

**Place of Declaration** - Sheen, Nr. Buxton, Derbyshire, SK17 0EU, UK  
**Lieu de déclaration** - Sheen, Nr. Buxton, Derbyshire, SK17 0EU, UK  
**Declaración hecha en** - Sheen, Nr. Buxton, Derbyshire, SK17 0EU, UK  
**Lugar de Declaração** - Sheen, Nr. Buxton, Derbyshire, SK17 0EU, UK  
**Plaats van de Verklaring** - Sheen, Nr. Buxton, Derbyshire, SK17 0EU, UK  
**Sted i erklæring** - Sheen, Nr. Buxton, Derbyshire, SK17 0EU, UK

**Date of Declaration - 2004** .....

**Date de déclaration - 2004** .....

**Fecha de la declaración - 2004** .....

**Data da Declaração - 2004** .....

**Datum van de verklaring - 2004** .....

**Dato for erklæringen - 2004** .....

# EGKONFORMITÄTSESKLÄRUNG / DICHIARAZIONE CE DI CONFORMITÀ / EG-VERKLARING VAN OVEREENSTEMMING / EC SAMSVARSERKLÆRING / EY-YHDENMUKAISUUSILMOITUS / DEKLARACJA ZGODNOSCI Z PRZEPISAMI UE

**(D)** Wir, **Belle Group Sheen UK, Sheen, Nr. Buxton, Derbyshire, SK17 0EU, GB**, bestätige hiermit, dass, wenn das Produkt innerhalb dieser Bescheinigung ist von einem gekauft zugelassen Belle Group-Händler innerhalb der EWG, so entspricht sie den folgenden EG-Richtlinien: 2006/42/CE (Diese Richtlinie ersetzt die Richtlinie 98/37/EG), elektromagnetische Kompatibilität Richtlinie 2004/108/EG (geändert durch 89/336/EEG, 92/31/EWG und 93/68 EWG), Die Elektro- und Elektronik-Altgeräte (WEEE) 2002/96/CE, der Niederspannungs-Richtlinie 2006/95/CE, BS EN ISO 12100-1:2003 Sicherheit von Maschinen und der damit verbundenen harmonisierten Normen, sofern zutreffend. Geräuschemissionen entsprechen der Richtlinie 2000/14/EG Anhang VI und 2005/88/EG.  
**Lärm Technische Dateien werden von Ray Neilson im Belle Group Head Office Adresse, die oben angegeben statt.**

**(I)** Il Gruppo Belle Sheen UK, Sheen, Nr. Buxton, Derbyshire, SK17 0EU, GB, certifica che, se il prodotto descritto nel presente certificato viene acquistato da un rivenditore autorizzato Belle gruppo all'interno della CEE, e conforme alle seguenti direttive CEE: 2006/42/CE (presente direttiva sostituisce la direttiva 98/37/CE), elettromagnetica compatibilità con la direttiva 2004/108/CE (modificata dalla 89/336/CEE, 92/31/CEE e 93/68 CEE). L'Elettrico di Spreco e l'Apparecchiatura Elettronica (WEEE) 2002/96/CE, la direttiva bassa tensione 2006/95/CE, BS EN ISO 12100-1:2003 Sicurezza del macchinario e le relative norme armonizzate, se del caso. Emissioni sonore conformi alla direttiva 2000/14/CE, allegato VI e 2005/88/EG.  
**File rumore tecniche sono tenuti da Ray Neilson all'indirizzo dell'Ufficio gruppo Belle Sede che è riportata sopra.**

**(S)** Undertecknade, **Belle Group Sheen UK, Sheen, Nr. Buxton, Derbyshire, SK17 0EU, Storbritannien**, intygar härmed att om den produkt som beskrivs i detta intyg är köpt från en auktoriserad Belle-återförsäljare inom EEG, överensstämmer med följande EEG-direktiv: 2006/42/CE (Detta direktiv ersätter direktiv 98/37/EG), Elektromagnetisk kompatibilitet 2004/108/CE (ändrad genom direktiv 89/336/EEG, 92/31/EEG och 93/68 EEC), Avfallat Elektrisk och Elektronisk Utstyr (WEEE) 2002/96/CE, lågsämningsdirektiv 2006/95/CE, BS EN ISO 12100-1:2003 Maskinsäkerhet och tillhörande harmoniserade standarder, i förekommande fall. Buller följa direktiv 2000/14/EG bilaga VI och 2005/88/EG.  
**Buller Tekniska filer innehas av Ray Neilson på Belle Group Huvudkontor adress som anges ovan.**

**(NO)** Vi, **Belle Group Sheen UK, Sheen, Nr. Buxton, Derbyshire, SK17 0EU, GB**, herved bekrefte at hvis produktet er beskrevet i dette sertifikatet er kjøpt fra en autoriseret Belle Group forhandler innenfor EØS, følger det med til følgende EEC direktiver: 2006/42/CE (Dette direktivet erstatter direktiv 98/37/EF), Det elektromagnetisk kompatibilitets-direktiv 2004/108/CE (endret ved 89/336/EEC, 92/31/EEC og 93/68 EEC), Avfallat Elektrisk og Elektronisk Utstyr (WEEE) 2002/96/CE, Lavspenningsdirektiv 2006/95/CE, BS EN ISO 12100-1:2003 Sikkerhet av maskiner og tilhørende harmoniserte standarder, der dette er aktuelt. Lydeffekt samsvar med direktiv 2000/14/EC vedlegg VI og 2005/88/EG.  
**Støy Tekniske filene holdes av Ray Neilson på Belle gruppen hovedkontor adresse som er angitt ovenfor.**

**(SF)** Me, **Belle Group Sheen UK, Sheen, Nr. Buxton, Derbyshire, SK17 0EU, GB**, todistaa, että jos tuote on kuvattu tämän todistuksen ostetaan valtuutetun Belle jälleenmyyjä ETY:n sisällä, se täyttää seuraavat EY-direktiivien: 2006/42/EY (tällä direktiivillä korvataan direktiivi 98/37/EY), sähkömagneettinen yhteensopivuutta direktiivin 2004/108/CE (muutetuna 89/336/EY, 92/31/EY ja 93/68 EY). Tuhlaa Sähkö ja Sähköinen Varusteet (WEEE) 2002/96/CE, the mataalajännittdirektiivistä 2006/95/CE, SFS-EN ISO 12100-1:2003 Koneurvallisuus ja niihin liittyvien yhdenmukaistettujen standardien tarvittaessa. Melupäästöjä täyttävät direktiivin 2000/14/EY liitteessä VI ja 2005/88/EG.  
**Noise Tekniset tiedostot hallussa Ray Neilson at Belle pääkonttori osoite, joka on edellä.**

**(PL)** My, **Belle Group Sheen UK, Sheen, Nr. Buxton, Derbyshire, SK17 0EU, Wielka Brytania**, niniejszym poświadczamy, iż produkt opisany w tym świadectwie został zakupyony od autoryzowanej Belle Group w UE i jest zgodny z następującymi dyrektywami UE: 2006/42/EY (Niniejsza dyrektywa zastępuje dyrektywę 98/37/EC), Dyrektywa zgodności elektromagnetycznej 2004/108/CE (z poprawkami wniesionymi przez 89/336/EEC, 92/31/EEC & 93/68 EEC), Utylizacja sprzętu elektrycznego i elektronicznego 2002/96/CE, dyrektywą w sprawie niskich napięć 2006/95/CE, BS EN ISO 12100-1:2003 Bezpieczeństwo maszyn i związane normy harmonizacyjne, tam gdzie to ma zastosowanie. Poziom hałas jest zgodny z Dyrektywą 2000/14/EC Załącznik VI i 2005/88/EG.  
**Hałas techniczne pliki są przechowywane przez Ray Neilsonem na grupy głowy Belle adres Biura zamieszczonego powyżej.**

PRODUKTYP.....	TIPO PRODOTTO .....	PRODUKTYP.....
MODELL .....	MODELLO .....	MODELL.....
SERIENNR.....	SERIE N° .....	SERIE NR.....
HERSTELLUNGSDATU .....	DATA DI FABBRICAZIONE.....	TILLVERKNINGSDATUM.....
SCHALLLEISTUNGSPEGEL GEMESSEN / .....(GARANTIERT)	LIVELLO POTENZA SONORA MISURATA / .....(GARANTITA)	LJUDSTYRKA UPPMÄTT / .....(GARANTERAD)
GEWICHT.....	PESO .....	VIKT.....
PRODUKTYP.....	TUOTETYYPPI .....	TYP PRODUKTO.....
MODELL .....	MALLI .....	MODEL.....
SERIE NR.....	VALMISTUSNRO .....	Nr SERII.....
PRODUKSJONS DATO .....	VALMISTUSPÄIVÄ .....	DATAPRODUKCI .....
ÄLYDKRAFTNIVÅ MÅLT / .....(GARANTERT)	ÄNENVOIMAKUUDEN TASO MITATTU / .....(TAATTU)	POZIOM MOCY DŹWIĘKU ZMIERZONY / .....(GWARANTOWANY)
VEKT.....	MASSA .....	WAGA.....

Unterzeichnet von:

Firmato da:

Underteknat:

Signatur:

Allekirjoitus:

Podpisal:



**Ray Neilson**

**Generalidirektor – Im auftrag von BELLE GROUP (SHEEN) UK.**

**Amministratore Delegato – Per conto di BELLE GROUP (SHEEN) UK.**

**V.D. – På vägnar av BELLE GROUP (SHEEN) UK.**

**Managing Director – På vegne av SOCIETE BELLE GROUP (SHEEN) UK.**

**Toimitusjohtaja - BELLE GROUP (SHEEN) UK: n puolesta.**

**Dyrektor Zarządzający – w imieniu BELLE GROUP (SHEEN) UK**

**Erklärungsart** - Sheen, Nr. Buxton, Derbyshire, SK17 0EU, UK  
**Luogo de dichiarazione** - Sheen, Nr. Buxton, Derbyshire, SK17 0EU, UK  
**Plats av Förklaring** - Sheen, Nr. Buxton, Derbyshire, SK17 0EU, UK  
**Sted av Erklæring** - Sheen, Nr. Buxton, Derbyshire, SK17 0EU, UK  
**Julistuksen paikka** - Sheen, Nr. Buxton, Derbyshire, SK17 0EU, UK  
**Miejsce deklaracji** - Sheen, Nr. Buxton, Derbyshire, SK17 0EU, UK

**Erklärungsdatum** - 2004.....  
**Data de dichiarazione** - 2004.....  
**Datum av Förklaring** - 2004.....  
**Dato av Erklæring** - 2004.....  
**Julistuksen päivämäärä** - 2004.....  
**Data deklaracji** - 2004.....

# СЕРТИФИКАТ СООТВЕТСТВИЯ / EÜ VASTAVUSDEKLARATSIOON / ATBILSTĪBAS DEKLARĀCIJA / ES ATITIKTĪES DEKLARĀCIJA / ДЕКЛАРАЦИЯ ЗА СПАЗВАНЕ НА ИЗИСКВАНИЯ / ΕΕ ΔΗΛΩΣΗ ΚΑΤΑΛΛΗΛΟΤΗΤΑΣ



Мы, нижеподписавшиеся, от имени Belle Group Sheen (Великобритания), Sheen, Nr. Buxton, Derbyshire, SK17 0EU, Великобритания, заявляем, что в случае, если описанная в данном сертификате продукция была приобретена у уполномоченного представителя Белле Груп в ЕС, то она соответствует следующим директивам ЕС: 2006/42/CE (Эта директива заменяет директиву 98/37/EEC), директиве электромагнитной совместимости 2004/108/CE (дополненной 89/336/EEC, 92/31/EEC & 93/68 EEC), Утилизации электрического и электронного оборудования (WEEE) 2002/96/CE, 2006/95/CE Директива низкого напряжения, BS EN ISO 12100-1:2003 Безопасность машин и связанных с ними гармонизированных стандартов, где это применимо. Уровень шума соответствует директивам 2000/14/EC Приложение VI и 2005/88/EC.

**Шум технического файлы хранятся Рэй Нельсон на руководителя группы Belle Управления адрес, который указан выше.**



Meie, Belle Group Sheen UK, Sheen, Nr Buxton, Derbyshire, SK17 0EU, GB, kinnitan, et kui kirjeldatud toote jooksul käesoleva sertifikaadi on ostetud lubatud Belle nimel vahendaja jooksul EMÜ, see vastab järgmistele EMÜ direktiividele: 2006/42/CE (käesolev direktiiv asendab direktiivi 98/37/EEK), elektromagnetilise ühilduvuse direktiivi 2004/108/CE (muudetud 89/336/EMÜ, 92/31/EEB ja 93/68 EEB), Ja elektroonikaseadmete jäätmete (WEEE) 2002/96/CE, madalpinge direktiivi 2006/95/CE, BS EN ISO 12100-1:2003 Masinate ohutus ning sellega seotud ühtlustatud standarditele, kui see on kohaldatav. Müra osas vastama direktiivi 2000/14/EEV VI lisa ja 2005/88/EEU.

**Müra Tehniline faile hoitakse Ray Neilson kell Belle grupi peakontor aadress, mis on märgitud eespool.**



Mēs, Belle Group Sheen UK, Nr. Buxton, Derbyshire, SK17 0EU, ar šo apliecinām, ar šo apliecinām, ja produkts aprakstīts šajā sertifikātā ir iegādājies no pilnvarota Belle grupas dilerā teritorijā EEK, tā atbilst šādām EK direktīvām: 2006/42/CE (Šī direktīva aizvieto Direktīvu 98/37/EEK), Elektromagnētiskās saderības direktīvu 2004/108/CE (kurā grozījumi izdarīti ar 89/336/EEK, 92/31/EEK un 93/68 EEK), Elektrisko un elektronisko iekārtu atkritumiem (EIA), 2002/96/CE, zemsprieguma directive 2006/95/CE, BS EN ISO 12100-1:2003 Mašīnu drošība un saistītos saskaņotus standartus, ja vajadzīgs. Trokšņa emisijas neatbilst Direktīvas 2000/14/EEK VI pielikumā un 2005/88/EEK.

**Trokšņa Tehniskās faili tur Ray Neilson pie Belle grupas galvenā biroja adrese, kas norādīts iepriekš.**



Mes, Belle Group Sheen UK, Sheen, Nr Buxton, Derbyshire, SK 0EU, GB, patvirtinu, kad jei produktas, kaip aprašyta šio sertifikato pirkti iš leidžiama Belle frakcijos atstovas pagal EEB, jis atitinka šiuos EEB direktyvas: 2006/42/CE (ši direktyva pakeičia Direktyvą 98/37/EB), elektromagnetinio suderinamumo direktyvos 2004/108/CE (su pakeitimais, padarytais 89/336/EEB, 92/31/EEB ir 93/68 EEB), Elektros ir elektroninės įrangos atliekų (EE) atliekų), 2002/96/CE, Žemosios įtampos įrangos direktyvą 2006/95/CE, LST EN ISO 12100-1:2003 Mašinų sauga ir susiję dariniai standartai, jei taikytina. Triukšmo emisija neatitinka Direktyvos 2000/14/EB VI priede UN 2005/88/EB.

**Triukšmo Techniniai failai vyks Ray Neilson Belle grupės buveinės adresu, kuris nurodytas aukščiau.**



Компанията, Belle Group Sheen UK, Sheen, Nr. Buxton, Derbyshire, SK17 0EU, GB, се удостоверява, че ако стоката е описано в този сертификат е закупен от авторизиран дилър Belle група в рамките на ЕИО, то отговаря на следните директиви на ЕИО: 2006/42/CE (настоящата директива заменя Директива 98/37/ЕО), електромагнитна съвместимост Директива 2004/108/CE (както е изменен с 89/336/ЕО, 92/31/ЕО & 93/68 ЕО). За отпадъците от електрическо и електронно оборудване (ОЕО), 2002/96/CE, нисково напрежение директива 2006/95/CE, BS EN ISO 12100-1:2003 Безопасност на машините и свързаните с тях хармонизирани стандарти, когато е приложимо. Шум емисии съответства на Директива 2000/14/ЕО приложение VI и 2005/88/ЕО.



Εμείς, η Belle Group, Sheen UK, Sheen, Nr. Buxton, Derbyshire, SK17 0EU, Μεγάλη Βρετανία, βεβαιώνω ότι, αν το προϊόν που περιγράφεται σε αυτό το πιστοποιητικό έχει αγοράσει από εξουσιοδοτημένο αντιπρόσωπο Belle ομάδα στο εσωτερικό της ΕΟΚ, θα συμμορφώνεται με τις ακόλουθες οδηγίες ΕΟΚ: 2006/42/CE (Η παρούσα οδηγία αντικαθιστά την οδηγία 98/37/ΕΚ), Ηλεκτρομαγνητική Συμβατότητα οδηγία 2004/108/CE (όπως τροποποιήθηκε από την 89/336/ΕΟΚ, 92/31/ΕΟΚ και 93/68 ΕΟΚ), Τα Απόβλητα Ηλεκτρικών και Ηλεκτρονικού Εξοπλισμού (ΑΗΝΕ) 2002/96/CE, η οδηγία 2006/95/CE χαμηλής τάσης, BS EN ISO 12100-1:2003 Ασφάλεια μηχανών και των σχετικών εναρμονισμένων προτύπων, ανάλογα με την περίπτωση, Εκπομπές θορύβου σύμφωνα με την οδηγία 2000/14/ΕΚ παράρτημα VI και 2005/88/ΕΚ.

**Ο θορύβου Τεχνικά αρχεία που κατέχονται από Ray Neilson στην ομάδα Belle Διεύθυνση εξόφρα που αναφέρεται παραπάνω.**

ТИП ПРОДУКЦИИ.....	TOOTE TÛUP.....	ПРОДУКТА ТИПС.....
МОДЕЛЬ.....	MUDEL.....	MODELIS.....
СЕРИЙНЫЙ НОМЕР.....	SERIANUMBER.....	SĒRIJAS NR.....
ДАТА ВЫПУСКА.....	VALMISTAMISE KUUPÄEV.....	IZGATAVOŠANAS DATUMS.....
УРОВЕНЬ ШУМА ЗАМЕР ПРОИЗВЕДЕН / .....(ГАРАНТИРОВАН)	HELITUGEVUSE TASE MÕÕDETUD / .....(GARANTEERTUD)	IZMĒRĪTAIS SKAŅAS JAUDAS LĪMENIS / .....(GARANTĒTAIS)
ЧАСТОТА.....	KAAL.....	MASA.....
GAMINIO TIPAS.....	ВИД НА ПРОДУКТА.....	Τύπος προϊόντος.....
MODELIS.....	ΜΟΔΕΛ.....	Μοντέλο.....
SERIJS NR.....	СЕРИЕН НОМЕР.....	Αριθμός Σειράς.....
PAGAMINIMO DATA.....	ДАТА НА ПРОИЗВОДСТВО..	Μετρημένη.....
GARSO STIPRUMO LYGIS IŠMATUOTAS / .....(GARANTUOTAS)	НИВО НА СИЛАТА НА ЗВУКА ИЗМЕРЕНО / .....(ГАРАНТИРАНО)	Σταθμή Θορύβου Κατα την Ημερομηνία Κατασκευής / (Εγγυημένη)
SVORIS.....	ТЕОЯЛ.....	Βάρος.....



Подпись:  
Alla kirjutanud:  
Paraksts:  
Pasiraše:  
Подпис:  
Υπογραφή:  
  
**Ray Neilson**

исполнительный директор - от имени БЕЛЛЕ ГРУП ШИИН (ВЕЛИКОБРИТАНИЯ).  
Tegevdirektor - BELLE GROUP (SHEEN) UK pool.  
Vadošais direktors - Pārstāvēt BELLE GROUP (SHEEN) UK.  
Generalinis direktorius - BELLE GROUP (SHEEN) UK vardu.  
Рей Нилсън - Управління директор от името на BELLE GROUP (SHEEN) UK.  
Διευθύνων Σύμβουλος - εκ μέρους της BELLE GROUP (SHEEN) Μεγάλη Βρετανία.

Место декларирования - Sheen, Nr. Buxton, Derbyshire, SK17 0EU, UK  
Kohd deklaratsiooni - Sheen, Nr. Buxton, Derbyshire, SK17 0EU, UK  
Viets deklarāciju - Sheen, Nr. Buxton, Derbyshire, SK17 0EU, UK  
Vieta deklarācijas - Sheen, Nr. Buxton, Derbyshire, SK17 0EU, UK  
Дата на декларация - Sheen, Nr. Buxton, Derbyshire, SK17 0EU, UK  
Τόπος Διακήρυξης - Sheen, Nr. Buxton, Derbyshire, SK17 0EU, UK

Дата декларирования - 2004.....  
Deklaratsiooni kuupäev - 2004.....  
Dienas deklarācija - 2004.....  
Дата декларācijas - 2004.....  
Μηρομηνία δήλωσης - 2004.....

**ES PROHLÁŠENÍ O SHODĚ / DECLARATIE DE CONFORMITATE CE /  
EU MEGFELELŐSÉGI NYILATKOZAT / EC UYUM BİLDİRGESİ / EC IZJAVA O USKLAĐENOSTI /  
PREHLÁSENIE O ZHODE**



My, **Belle Group Sheen UK, Sheen, Nr. Buxton, Derbyshire, SK17 0EU, Velké Británie**, tvrdíme, že v případě výrobků uvedených v tomto osvědčení je koupil od autorizovaného dealera Belle skupiny v rámci EHS, že splňuje následující směrnice EHS: 2006/42/CE (tato směrnice nahrazuje směrnici 98/37/ES) (Elektromagnetická kompatibilita Směrnice 2004/108/CE ve znění 89/336/EEC, 92/31/EEC & 93/68 EHS). Odpadních elektrických a elektronických zařízeních (OEEZ), 2002/96/CE, nízkonapětové směrnice 2006/95/CE, BS EN ISO 12100-1:2003 Bezpečnost strojních zařízení a související harmonizované normy, popřípadě. Hlukových emisí v souladu se směrnici 2000/14/ES příloha VI & 2005/88/ES.

**Hluk Technické soubory jsou drženy Ray Neilson v sídle skupiny Belle Office adresu, která je uvedeno výše.**



Noi, **Belle Group Sheen UK, Sheen, Nr. Buxton, Derbyshire, SK17 0EU, GB**, certificăm prin prezenta că în cazul în care produsul descris în cadrul acestui certificat este cumpărat de la un distribuitor autorizat Belle Grup în cadrul CEE, este conformă cu următoarele directive CEE: 2006/42/CE (prezenta directivă înlocuiește Directiva 98/37/CE), de compatibilitate electromagnetică a Directivei 2004/108/CE (astfel cum a fost modificată prin 89/336/CEE, 92/31/CEE și 93/68 CEE), Deșeurile electrice și electronice (DEEE) 2002/96/CE, tensiune scăzută a Directivei 2006/95/CE, BS EN ISO 12100-1:2003 Securitatea mașinilor și asociate standardele armonizate, acolo unde este cazul. A emisiilor de zgomot în conformitate cu Directiva 2000/14/CE anexa VI & 2005/88/CE.

**Fișierele de zgomot tehnice sunt deținute de către Ray Neilson la adresa șefului de grup Belle Oficiul pentru care este menționat mai sus.**



Mi, a **Belle Group Sheen UK, Sheen, Nr. Buxton, Derbyshire, SK17 0EU, Egyesült Királyság** ezúton igazolom, hogy ha a termék leírása belől ezt a bizonyítványt vásárolt engedélyezett Belle Group kereskedő az EGK, az megfelel az alábbi EEC irányelveknek: 2006/42/CE (ez az irányelv felváltja a 98/37/EK irányelvet), elektromágneses kompatibilitási irányelv 2004/108/CE (módosított 89/336/EGK, 92/31/EGK és 93/68 EGK). A hulladék elektromos és elektronikus berendezések (WEEE) 2002/96/CE, kisfeszültségű irányelv 2006/95/CE, BS EN ISO 12100-1:2003 Gépek biztonságára és a kapcsolódó harmonizált szabványok, adott esetben. Zajkibocsátás megfelel a 2000/14/EK irányelv VI és 2005/88/EK.

**Zaj mészaki fájlokak birtokában Ray Neilson, a Belle-csoport központi iroda címet, amely a fent.**



Mi, **Belle Group Sheen UK, Sheen, Nr. Buxton, Derbyshire, SK17 0EU, GB**, ovime potvrđujemo da ako proizvod opisan unutar ovog certifikata je kupio od Belle Group ovlaštenog distributera unutar EEZ, ona odgovara sljedećim EEC smjernicama: 2006/42/CE (Ova direktiva zamjenjuje direktiva 98/37/EC), Elektromagnetska kompatibilnost Direktiva 2004/108/CE (kako je izmijenjeno 89/336/EEC, 92/31/EEC i 93/68 EEC), Otpad električne i elektroničke opreme (WEEE) 2002/96/CE, niskonaponske direktivi 2006/95/CE, BS EN ISO 12100-1:2003 Sigurnost strojeva i pridružene usklađene standarde, gdje je primjenjivo. Emisija buke u skladu s direktivom 2000/14/EC Aneks VI i 2005/88/EC.

**Buka Tehnički datoteke drže Ray Neilson na Glavnom Bule grup Office adresu koja je navedeno gore.**



Biz, **Belle Group Sheen UK, Sheen, Nr. Buxton, Derbyshire, SK17 0EU, GB**, Belle Group Eđer ürün bu sertifikayı içinde açıklanan burada da tasdik AET içinde yetkili Belle Grup diler satın olduğundan, aşağıdaki AET direktiflerine uyumludur: 2006/42/CE (Bu yönerge yönergesi 98/37/EC yerine), Elektromanyetik Uyumluluk Yönetmeliği 2004/108/CE (as 89/336/EEC, 92/31/EEC ve 93/68 AET tarafından) deęiştirilmiştir. Atık Elektrikli ve Elektronik Ekipman (WEEE) 2002/96/CE, alçak gerilim direktifi 2006/95/CE, BS EN ISO 12100-1:2003 Makine Güvenliği ve ilgili uyumlaştırılmış standartlar, uygulanabilir. Onaylanmış kuruluş, madde 12 altında makine için, gürlütlü emisyonları direktifleri 2000/14/EC Ek VI ve 2005/88/EC.

**Gürlütlü Teknik dosyaları yukarıda belirtildiği Belle grup Merkez adresinde Ray Neilson tarafından tutulur.**



Vi, **Belle Group Sheen UK, Sheen, Nr. Buxton, Derbyshire, SK17 0EU, GB**, potvrđujem, že v prípade výrobkov uvedených v tomto osvedčení je kúpil od autorizovaného dealera Belle skupiny v rámci EHS, že spĺňa nasledujúce smernice EHS: 2006/42/CE (táto smernica nahradza smernicu 98/37/ES) (Elektromagnetická kompatibilita Smernica 2004/108/CE v znení 89/336/EEC, 92/31/EEC & 93/68 EHS). Odpadových elektrických a elektronických zariadeniach (OEEZ), 2002/96/CE, nízkonapätové smernice 2006/95/CE, BS EN ISO 12100-1:2003 Bezpečnosť strojních zariadení a súvisiace harmonizované normy, prípadne. Hlukových emisii v súlade so smernicou 2000/14/ES príloha VI a 2005/88/ES.

**Hluk Technické súbory sú držané Ray Neilson v sídle skupiny Belle Office adresu, ktorá je uvedená vyššie.**

TYP PRODUKU .....	TIPUL PRODUSULUI .....	A TERMÉK TÍPUSA .....
MODEL .....	MODEL .....	MODELL .....
SERI ČÍSL .....	SERIA .....	GYÁRI SZÁM .....
DATUM VÝROBY .....	DATA FABRICARII .....	GYÁRTÁSI IDŐ .....
NAMĚŘENÁ HL HLUKU / .....(GARANTOVANÁ)	NIVEL DE ZGOMOT MASURAT / .....(GARANTAT)	A MÉRT HANGERŐSZINT / .....(GARANTÁLT)
HMOTNOST .....	GREUTATEA .....	SÚLY .....



Podpešal:  
Semnat de:  
Alăturás:  
Potpisao:  
İmzalanay:  
Podpisal:

**Ray Neilson**

TIP PROIZVODA .....	ÜRÜN TIPI .....	TYP PRODUKTU .....
MODEL .....	MODEL .....	MODEL .....
SERUSKI Br. ....	SERI NUMARASI .....	SÉRIOVÉ ČÍSLO .....
DATUM PROIZVODNJE .....	ÜRÉTİM TARIHI .....	DÁTUM VÝROBY .....
NIVO SNAGE ZVUKA IZMJEREN / .....(GARANTIRANO)	SES SEVIYE ÖLÇÜMÜ / .....(GARANTI EDILEN)	NAMERANÁ HLADINA HLUKU / .....(GARANTOVANÁ)
TEŽINA .....	AĞIRLIĞI .....	HMOTNOST .....

**Generální ředitel – jménem BELLE GROUP (SHEEN) UK  
Director General – in numele BELLE GROUP (SHEEN), UK  
Ügyvezető igazgató – A BELLE GROUP (SHEEN) UK nevében  
Izvršni Direktor – U ime BELLE GROUP (SHEEN) UK  
Yönetik – BELLE GROUP (SHEEN) UK adına.  
Generálny riaditeľ – menom BELLE GROUP (SHEEN) UK**

**Místo Deklarace** - Sheen, Nr. Buxton, Derbyshire, SK17 0EU, UK  
**Locul declaratiei** - Sheen, Nr. Buxton, Derbyshire, SK17 0EU, UK  
**Kiállítás Helye** - Sheen, Nr. Buxton, Derbyshire, SK17 0EU, UK  
**Mjesto izjave o usklađenosti** - Sheen, Nr. Buxton, Derbyshire, SK17 0EU, UK  
**Declaration Yeri** - Sheen, Nr. Buxton, Derbyshire, SK17 0EU, UK  
**Miesto Deklarácie** - Sheen, Nr. Buxton, Derbyshire, SK17 0EU, UK

**Datum Deklarace** - 2004.....  
**Data declaratiei** - 2004.....  
**Kiállítás Ideje** - 2004.....  
**Datum izjave o usklađenosti** - 2004.....  
**Declaration Tarihi** - 2004.....  
**Dátum Deklarácie** - 2004.....



# How To Use This Manual

This manual has been written to help you operate and service the Masonry Saw safely. This manual is intended for dealers and operators of the Masonry Saw.

## Foreword

The '**Machine Description**' section helps you to familiarize yourself with the machine's layout and controls.

The '**Environment**' section gives instructions on how to handle the recycling of discarded apparatus in an environmentally friendly way.

The '**General Safety**' and '**Health and Safety**' sections explain how to use the machine to ensure your safety and the safety of the general public.

The '**Start and Stop Procedure**' helps you with starting and stopping the machine.

The '**Service and Maintenance**' section is to help you with the general maintenance and servicing of your machine.

The '**Trouble Shooting Guide**' helps you if you have a problem with your machine.

The '**Warranty**' section details the nature of the warranty cover and the claims procedure.

The '**Declaration of Conformity**' section shows the standards that the machine has been built to.

## Directives with regard to the notations

Text in this manual to which special attention must be paid are shown in the following way:



### CAUTION

*The product can be at risk. The machine or yourself can be damaged or injured if procedures are not carried out in the correct way.*



### WARNING

*The life of the operator can be at risk.*



## WARNING



### WARNING

*Before you operate or carry out any maintenance on this machine **YOU MUST READ** and **STUDY** this manual.*

**KNOW** how to safely use the unit's controls and what you must do for safe maintenance. (NB Be sure that you know how to switch the machine off before you switch on, in case you get into difficulty.)

**ALWAYS** wear or use the proper safety items required for your personal protection. If you have **ANY QUESTIONS** about the safe use or maintenance of this unit, ASK YOUR SUPERVISOR OR CONTACT: **ALTRAD BELLE (UK): +44 (0) 1298 84606**



## Contents

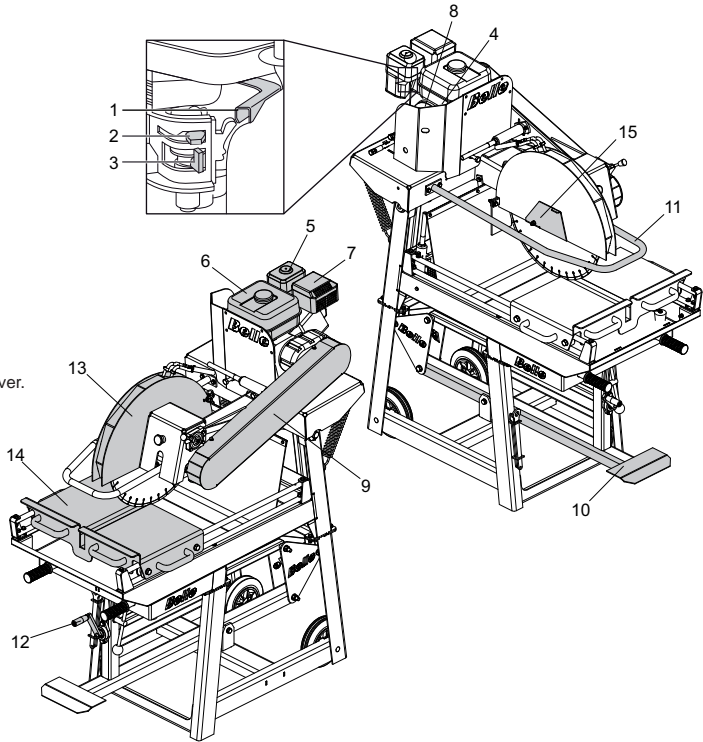
How to use this manual.....	6
Warning .....	6
Machine Description .....	7
Technical Data .....	7
Decals .....	8 - 9
General Safety .....	10
Health and Safety .....	10
Environment .....	11
Pre-Start Checks .....	11
Start and Stop Procedure.....	11
Operating Instructions .....	11
Service and Maintenance.....	12
Trouble Shooting Guide .....	13
Wiring Diagram - 110v.....	14
Wiring Diagram - 230v.....	15
Blade Fitment .....	16
Warranty .....	17
Declaration of Conformity.....	2

*Altrad Belle reserves the right to change machine specification without prior notice or obligation.*

# Machine Description



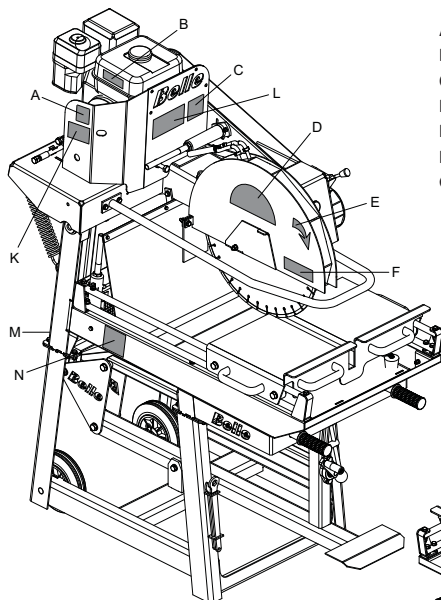
1. Throttle lever.
2. Choke lever.
3. Fuel ON / OFF lever.
4. Engine ON / OFF switch.
5. Air Filter Housing.
6. Fuel Tank.
7. Exhaust.
8. Recoil Starter Handle.
9. Belt Guard.
10. Foot Pedal.
11. Operating Handle.
12. Blade Height Adjustment Lever.
13. Blade Guard.
14. Cutting Table.
15. Blade Protection Plate.



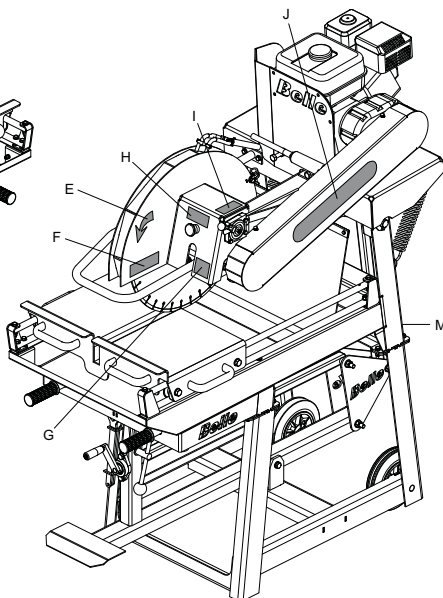
# Technical Data



Model	Petrol	Electric
Width (mm)	715	715
Height (mm)	1595	1595
Length (mm)	1410	1410
Weight (kg)	204	202.5 (110v) & 204 (230v)
Engine Type	Honda GX160	-
Engine RPM	3600	-
Motor Power	5.5hp / 4.0 kW	2.2 kW
Motor Voltage (V)	-	110 or 230
Recommended Transformer (kVa)	-	10
Frequency (Hz)	50	50
Blade Diameter (mm)	500	500
Blade Speed (rpm)	2256	2256
Max. Cut Length (mm)	630	630
Max. Cut Depth (mm)	195	195
Water Tank Capacity (Ltr)	57.3	57.3
3 Axis Vibration (m/sec <sup>2</sup> )	3.0	3.0
Sound Power Level (dB(A))	107	107



- A - Noise Decal
- B - Engine RPM Decal
- C - Operation Warning Decal
- D - Branding Decal
- E - Arrow Decal
- F - Crush Warning Decal
- G - Safety Decal



- H - Emergency Stop Decal
- I - Throttle Decal
- J - Branding Decal
- K - Air Filter Decal
- L - Transportation Decal
- M - Fork Lift Decal

### **A - Noise Decal**

Guaranteed Sound Power Level of the machine in dB(A).

### **B - Engine RPM Decal**

Indicates maximum speed of the engine.

### **C - Operation Warning Decal**

Shows how to safely operate the MS500 saw.

### **D - Branding Decal**

Identifies the model of the machine.

### **E - Arrow Decal**


Indicates the direction in which the cutting blade is spinning.

### **F - Crush Warning Decal**

Highlights the possible danger of 'crushing'.



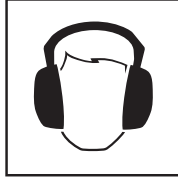
## G - Safety Decal



**Please Read  
Operators Manual**



**Wear Protective  
Footwear**



**Wear Ear  
Protection**




**Wear Eye  
Protection**

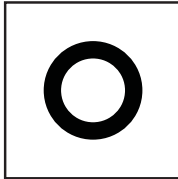
## H - Emergency Stop Decal

Indicates the position of the Emergency Stop button.

## I - Throttle Decal



**Full Throttle  
Position**



**Off Position**

## J - Branding Decal

Indicates the company's corporate website address.

## K - Air Filter Decal

Indicates the Air Filter must be cleaned on a regular basis.

## L - Transportation Decal

The saw must only be moved by hand using the handle bars when situated on level ground. If the ground is uneven, a fork truck must be used (see the 'Fork Lift' decals for positioning')

## M - Fork Lift Decal

This decal indicates where to place the forks of the fork truck when transporting the saw.

## N - Sediment Decal

If you let sediment build up within the Water Tray to the Pump height, this may cause damage to the Pump.

For your own personal protection and for the safety of those around you, please read and ensure you fully understand the following safety information. It is the responsibility of the operator to ensure that he/she fully understands how to operate this equipment safely. If you are unsure about the safe and correct use of the Masonry Saw, consult your supervisor or Altrad Belle.

**CAUTION**

*Improper maintenance or use can be hazardous. Read and Understand this section before you perform any maintenance, service or repairs.*

- This equipment is heavy and must not be lifted single-handedly, either **GET HELP** or use suitable lifting equipment. A special transport assembly is available for the compactor (see options).
- Cordon off the work area and keep members of the public and unauthorised personnel at a safe distance.
- Personal Protective Equipment (PPE) must be worn by the operator whenever this equipment is being used (see Health & Safety).
- Make sure you know how to safely switch this machine **OFF** before you switch it **ON** in case you get into difficulty.
- Always switch **OFF** the engine before transporting, moving it around the site or servicing it.
- During use the engine becomes very hot, allow the engine to cool before touching it. Never leave the engine running and unattended.
- Never remove or tamper with any guards fitted, they are there for your protection. Always check guards for condition and security, if any are damaged or missing, **DO NOT USE THE MASONRY SAW** until the guard has been replaced or repaired.
- Do not operate the Compactor when you are ill, feeling tired, or when under the influence of alcohol or drugs.

**Fuel Safety****CAUTION**

*Fuel is flammable. It may cause injury and property damage. Shut down the engine, extinguish all open flames and do not smoke while filling the fuel tank. Always wipe up any spilled fuel.*

- Before refuelling, switch off the engine and allow it to cool.
- When refuelling, **DO NOT** smoke or allow naked flames in the area.
- Spilt fuel must be made safe immediately, using sand. If fuel is spilt on your clothes, change them.
- Store fuel in an approved, purpose made container away from heat and ignition sources.

**Vibration**

Some vibration from the sawing operation is transmitted through the handle to the operator's hands. The Altrad Belle Masonry Saw has been specifically designed to reduce hand/arm vibration levels. Refer to the Technical Data section for vibration levels and usage times (recommended maximum daily exposure time). **DO NOT** exceed the maximum usage times.

**PPE (Personal Protective Equipment).**

Suitable PPE must be worn when using this equipment i.e. Safety Goggles, Gloves, Ear Defenders, Dust Mask and Steel Toe capped footwear. Wear clothing suitable for the work you are doing. Tie back long hair and remove any jewellery which may catch in the equipment's moving parts.

**Dust.**

The sawing process will occasionally produce dust, which may be hazardous to your health. Always wear a mask that is suited to the type of dust being produced.

**Fuel.**

Do not ingest fuel or inhale fuel vapours and avoid contact with your skin. Wash fuel splashes immediately. If you get fuel in your eyes, irrigate with copious amounts of water and seek medical attention as soon as possible.

**Exhaust Fumes**

Do not operate the Masonry Saw indoors or in a confined space, make sure the work area is adequately ventilated.

**CAUTION**

*The exhaust fumes produced by this equipment are highly toxic and can kill!*

**Plugs (Electric Only)**

The MS500 Bensch Saws are intended for industrial use, the following plug types are supplied fitted to the product:

- 110V motor - 32 amp rated BS4343 plug type.
- 230V motor - 16 amp rated BS4343 plug type.

Fitting a plug - **WARNING THIS PRODUCT MUST BE EARTHED**

**IMPORTANT:** The wires in the mains lead are coloured in accordance with the following code:

**GREEN / YELLOW = EARTH, BLUE = NEUTRAL, BROWN = LIVE**

The wire which is coloured Green and Yellow must be connected to the terminal in the plug marked E or coloured Green and Yellow. The wire which is coloured Brown must be connected to the terminal in the plug marked L or coloured Red. The wire which is coloured Blue must be connected to the terminal in the plug marked N or coloured Black.

Always ensure before connecting to the supply that the supply voltage is the same as the rated voltage marked on the motor

## Safe Disposal.



Instructions for the protection of the environment. The machine contains valuable materials. Take the discarded apparatus and accessories to the relevant recycling facilities.

Component	Material
Operator Handle	Steel
Main Frame	Steel
Hand Grips	Rubber
Engine	Aluminium
Flexible Mounts	Steel & Rubber
Various Parts	Steel & Aluminium

# Pre-Start Checks

## Pre start-up inspection

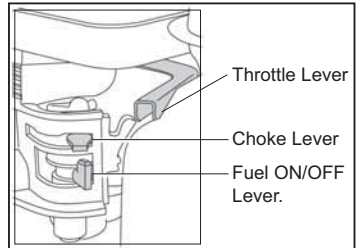
The following Pre-start-up inspection must be performed before the start of each work session or after every four hours of use, whichever is first. Please refer to the service section for detailed guidance. If any fault is discovered, the floor saw must not be used until the fault is rectified.

1. Thoroughly inspect the Masonry Saw for signs of damage. Check components are present and secure. Pay special attention to the blade safety guard.
2. Check fluid lines, hoses filler openings, drain plugs and any other areas for signs of leakage. Fix any leaks before operating.
3. Check the engine oil level and top up as necessary.
4. Check the engine fuel level and top up as necessary.
5. Check for fuel and oil leaks.

# Start and Stop Procedure

## Honda GX160 Petrol Engine.

1. Open the fuel tap by moving the fuel **ON/OFF** lever fully to the right.
2. If starting the engine from cold, set the choke **ON** by moving the choke lever fully to the left. If restarting a warm engine, the choke is usually not required, however, if the engine has cooled to a degree, partial choke may be required.
3. Turn the engine **ON/OFF** switch clockwise to the 'I' position.
4. Set the throttle to the idle position by moving the throttle lever fully to the right.
5. Taking a firm hold of the control handle with one hand, grasp the recoil starter handle with the other. Pull the recoil starter until engine resistance is felt, then let starter return.
6. Take care not to pull the starter's rope fully out and pull the starter handle briskly.
7. Repeat until the engine fires.
8. Once the engine fires gradually set the choke lever to the **OFF** position by moving it to the right.
9. If the engine fails to fire after several attempts, follow the troubleshooting guide.
10. To stop the engine, set the throttle to idle. Allow the engine to idle for at least 2 minutes
11. Turn the engine **ON/OFF** switch anti-clockwise to the '0' position.
12. Turn the fuel off.



# Operating Instructions

## • Take the saw to where it is required.

If the saw is to be transported to another location, ensure that the engine has been switched off. **NEVER** transport the saw with the engine still running, even if it is only being moved a short distance. The saw must only be moved by hand using the handle bars when situated on level ground. If the ground is uneven, a fork truck must be used (see the 'Fork Lift' decals for positioning)

## • Having carried out the checks listed in the 'pre start' section, you may start the engine.

The blade should now be spinning at idle speed. **ALWAYS** check the blade for any signs of wobble, vibration or unusual noise. If any of these occur, stop the machine immediately and refer to the troubleshooting section.

## • Set the throttle to maximum and the saw is now ready for use.

- The speed of cutting will be determined by the type of material being cut.
- **NEVER** plunge the blade harshly into the material being cut.
- If the material to be cut is very hard, the saw will take longer to cut. Try to make more than one pass as this will reduce otherwise excessive wear of the blade.
- **DO NOT** try to force the saw blade into the material as this will cause damage to the blade.
- If the Blade stops whilst in the material being cut, stop the engine and then try to free the blade. If the engine is allowed to run whilst the blade is stationary, excessive wear will occur on the clamping plates, arbor shaft, blade and belts.

## • To stop the saw - follow the start-stop procedure.

**Note:** There is an emergency stop button located to the right hand side of the blade guard for use in emergencies. Pressing this button will stop the engine. To reset, pull the button out.

The Masonry Saw is designed to give many years of trouble free operation. It is, however, important that the simple regular maintenance listed in this section is carried out. It is recommended that an approved Altrad Belle dealer carries out all major maintenance and repairs. Always use genuine Altrad Belle replacement parts, the use of spurious parts may void your warranty. Before any maintenance is carried out on the machine, switch off the engine and disconnect the HT lead from the spark plug. Always set the saw on level ground to ensure any fluid levels will be correctly read. Only use recommended oils (see chart below)

### Running In Period

When the Masonry Saw is first used from new, the engine oil must be changed after the initial running in period (please see engine manual for full detail). The belt tension should be checked after 4 hours use. If new belts have been fitted, they must initially be checked after 30 minutes of use.

### Drive Belt

Remove the belt guard then check the belt tension by placing light finger pressure on the top of the belt, as near central between the engine drive and arbor pulley. The belt should deflect by 12mm. If the belt tension requires adjustment, loosen the four engine mounting bolts push the engine back. Then re-tighten the mounting bolts. Once set, check the belt tension a second time. Then check the pulley alignment. If the alignment is incorrect, loosen the taperlock bushes and move the pulley to suit. Once the pulley is aligned, retighten the taperlock bushes. Finally, replace the belt guard ensuring it is correctly and securely fitted.

### Pump Alignment

The mechanical water pump is driven by the contacting the main drive belts. To adjust the pump loosen the two mounting bolts and slide the pump up or down depending on the current position. Once set, re-tighten the mounting bolts.

Routine Maintenance		Each Use	First 4 Hours	First Month / 20 Hours	3 Months / 50 Hours	6 Months / 100 Hours
Engine Oil	Check Level		✓			
	Change			✓		✓
Air Filter	Check Condition	✓				✓
	Clean				✓	
	Replace					✓
Spark Plug	Change					✓
Drive Belt	Tension		✓	✓	✓	

### Oil / Fuel Type & Quantity - Spark Plug Type

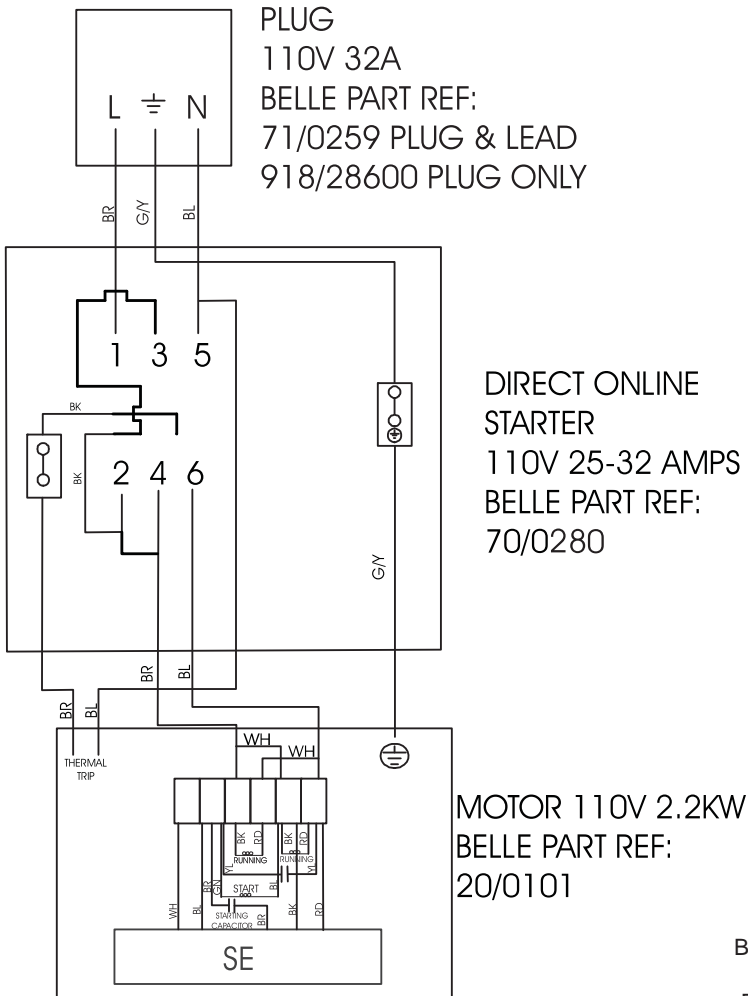
	Oil Type	Quantity (Litre)	Fuel Type	Capacity (Litre)	Spark Plug Type	Electrode Gap (mm)
Petrol Honda GX160	S.A.E. 10W 30	0.6	Unleaded	3.6	BM6ES or BPR6ES	0.6 - 0.7
Vibrator	S.A.E 15W 40	0.5	N/A	N/A	N/A	N/A

# Troubleshooting Guide



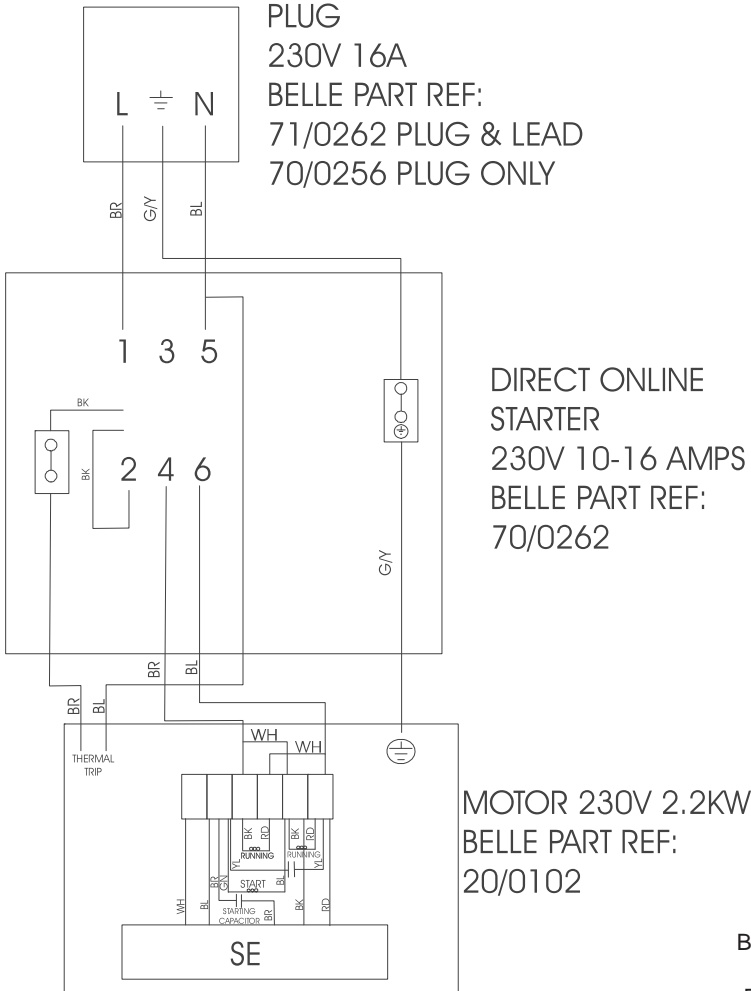
Problem	Cause	Remedy
<b>Engine will not start.</b>	No fuel.	Open fuel tap. Fill fuel tank.
	Engine switched off.	Switch engine on.
	Spark plug fouled.	Clean and reset plug gap.
	Engine cold.	Close choke.
	Engine flooded.	Open choke, fully open throttle, pull recoil starter until engine fires.
<b>Blade not turning</b>	Belts incorrectly tensioned.	Re-tension the Belts.
	Belts broken.	Replace the Belts.
<b>Water Pump not working.</b>	Pump incorrectly aligned.	Re-align the Pump
	Sump blocked.	Clean the Sump.
	Pump worn / damaged.	Replace the Pump.
<b>Excessive noise, vibration or wobble from blade.</b>	Check condition of Arbor Shaft Bearings	Remove some of the material.
	Check tightness of Arbor Shaft Nut	Remove material and adjust.
	Check condition of Blade Flange.	Replace as necessary.
	Check Blade for signs of damage.	Replace Blade.

## 948.3.013 110V MS500 SAW



- KEY**
- BR = BROWN
  - BL = BLUE
  - BK = BLACK
  - RD = RED
  - WH = WHITE
  - VT = VIOLET
  - GR = GREEN
  - YL = YELLOW
  - GY = GREEN/YELLOW

# 948.3.019 230V MS500 SAW



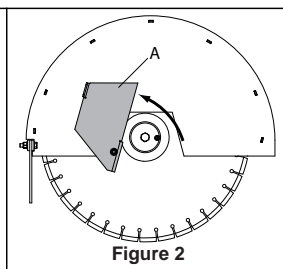
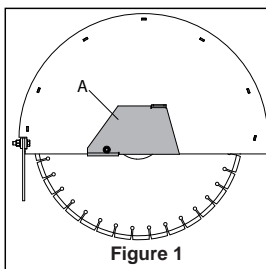
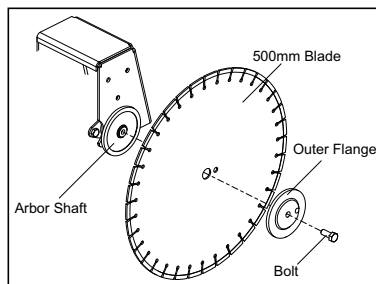
**KEY**

- BR = BROWN
- BL = BLUE
- BK = BLACK
- RD = RED
- WH = WHITE
- VT = VIOLET
- GR = GREEN
- YL = YELLOW
- GY = GREEN/YELLOW

**CAUTION**

*Incorrect fitting of a blade can cause serious injury. Ensure that the fitting instructions are followed. If in any doubt, contact your supervisor or Altrad Belle.*

1. Remove the HT lead from the spark plug.
2. Expose the Arbor Shaft Bolt (9/12027) and Flange (948/05400) by raising the Blade Protection Plate (A) (Figure 1 & 2)
3. Remove the Arbor Shaft Bolt and Outer Flange
4. Check the Outer Flange and Arbor Shaft (948/04700) for damage or wear. Replace if necessary, and fit the blade as laid down in the safety codes USA ANSI B7.1, Canada SCA and Great Britain HMSO No. 4.
5. Clean the Outer Flange before mounting the blade onto the Arbor Shaft and Blade Pin (71.0.088).
6. Ensure that the arrow on the blade points in the same direction as the rotation arrow of the blade guard.
7. Re-fit the Outer Flange.
8. Tighten the Arbor Shaft Bolt and secure firmly.
9. Lower the Blade Protection Plate.
10. Reconnect the HT lead to the spark plug.
11. The machine is now ready to be used.





Your new Altrad Belle Masonry Saw is warranted to the original purchaser for a period of one-year (12 months) from the original date of purchase. The Altrad Belle warranty is against defects in design, materials and workmanship.

The following are not covered under the Altrad Belle warranty:

1. Damage caused by abuse, misuse, dropping or other similar damage caused by or as a result of failure to follow assembly, operation or user maintenance instructions.
2. Alterations, additions or repairs carried out by persons other than Altrad Belle or their recognised agents.
3. Transportation or shipment costs to and from Altrad Belle or their recognised agents, for repair or assessment against a warranty claim, on any machine.
4. Materials and/or labour costs to renew, repair or replace components due to fair wear and tear.

The following components are not covered by warranty.

- Drivebelt/s
- Engine air filter
- Engine spark plug

Altrad Belle and/or their recognised agents, directors, employees or insurers will not be held liable for consequential or other damages, losses or expenses in connection with or by reason of or the inability to use the machine for any purpose.

### Warranty Claims

All warranty claims should firstly be directed to Altrad Belle, either by telephone, by Fax, by Email, or in writing.

#### For warranty claims:

Tel : +44 (0)1298 84606,

Fax : +44 (0)1298 84073,

Email : [Warranty@belle-group.co.uk](mailto:Warranty@belle-group.co.uk)

#### or Write to:

Altrad Belle Warranty Department,  
Sheen, Nr. Buxton  
Derbyshire  
SK17 0EU  
England

#### Warranty Registration:

In the bid for ALTRAD Belle to become greener and more eco friendly, we have now introduced online Warranty registration. To access the registration page of our website, please use the following address:-

[http://www.bellegroup.com/index.php?p=warranty\\_registration](http://www.bellegroup.com/index.php?p=warranty_registration)

Alternatively, please scan the adjacent QR Code (Quick Response Code) using your smartphone to access the registration page.

