

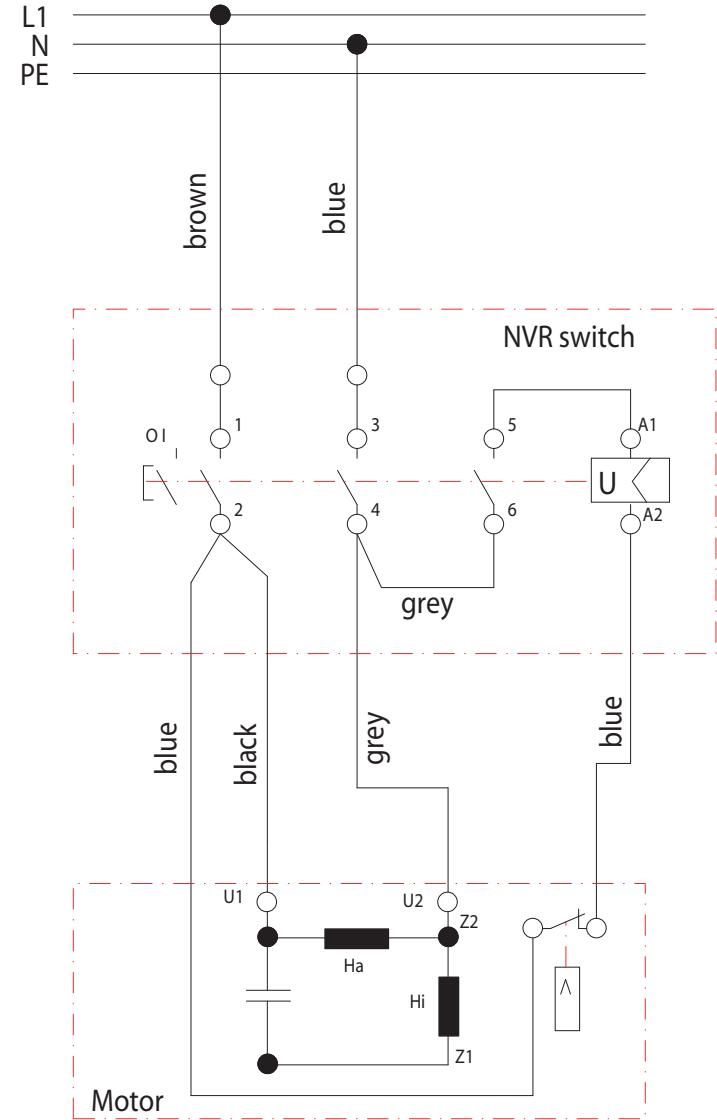
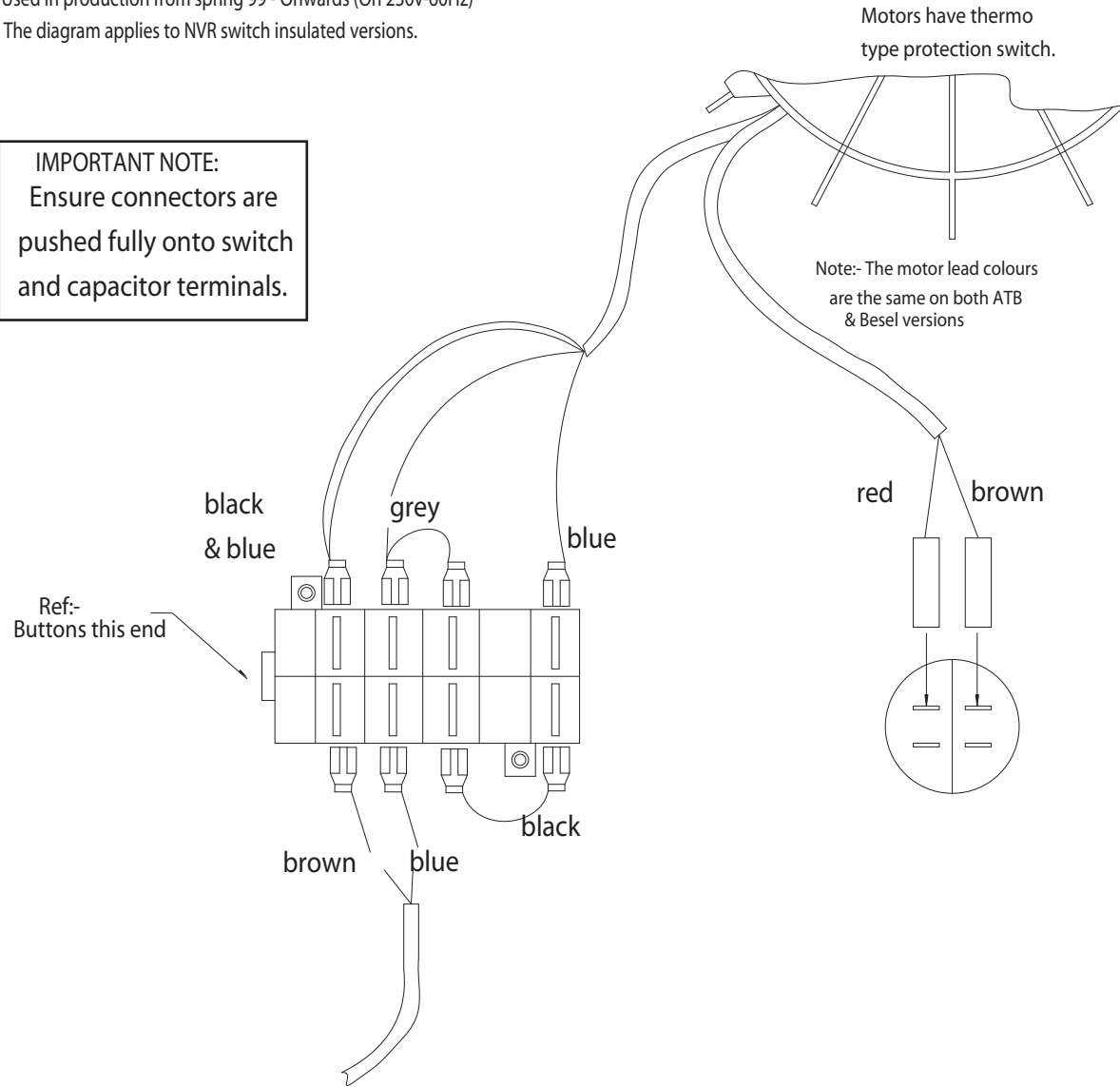
MINIMIX 150

Note:- Used in production from spring 99 - 31st March 02 (On 230v-50HZ + 110v-50HZ)

Used in production from spring 99 - Onwards (On 230v-60HZ)

The diagram applies to NVR switch insulated versions.

IMPORTANT NOTE:
Ensure connectors are pushed fully onto switch and capacitor terminals.



ASSEMBLY INSTRUCTION 312

5				10					
4				9					
3				8					
2	E2809	MOD TO TEXT ON DRAWING	16.01.02	NA	7				
1	E2542	BESSEL WIRING DETAILS ADDED	03.04.00	AES	6				
	ECN No.	DESCRIPTION	DATE	DRN	ECN No.	DESCRIPTION	DATE	DRN	
	1	2	3		4	5	6		

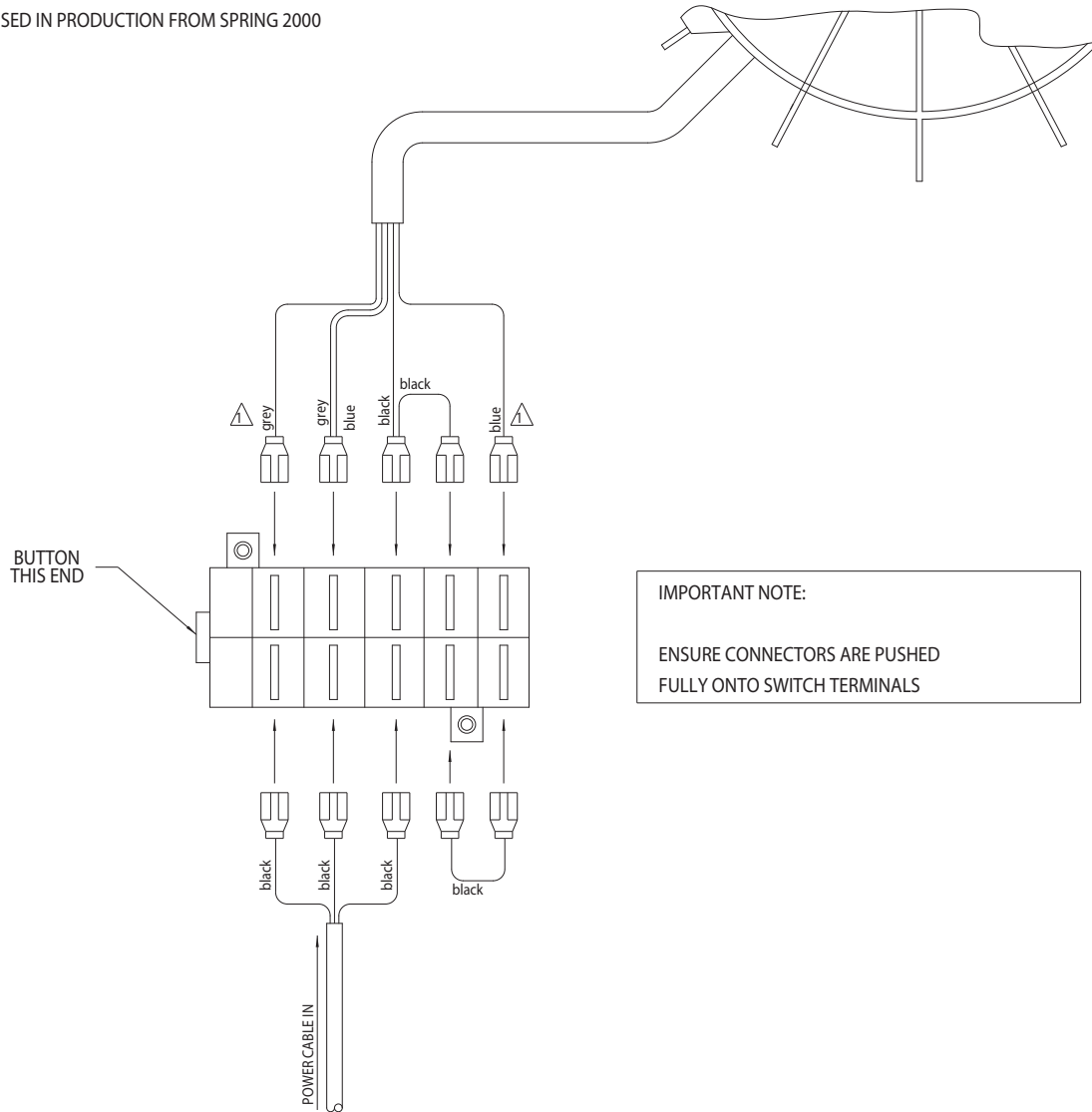
BELLE ENGINEERING LTD.		SHEEN, BUXTON, DERBYSHIRE. SK17 0EU	
MACHINING. LINEAR DIMS & HOLE CENTRES ±0.5mm ANGLES ±0.5° HOLES UP TO 8mm -0 +0.16 HOLES OVER 8mm -0 +2% OF DIA.		Drw. No. AI0312 - 2	ECN No. E2382
FABRICATION DETAILS. 0-500mm ±1mm 500-2000mm ±1.5mm OVER 2000mm ±3mm ANGLES ±1° FABRICATION ASSEMBLIES.		Desc: ASSEMBLY - MINI 150 NVR SWITCH	
SURFACE TEXTURE VALUES IN MICROMETRES		Drawn: A. SIMPSON	Date: 16 Feb 99
		Scale: 1:1	Weight: 0 Kg
		Material:	
7	8	9	10

MINIMIX 150

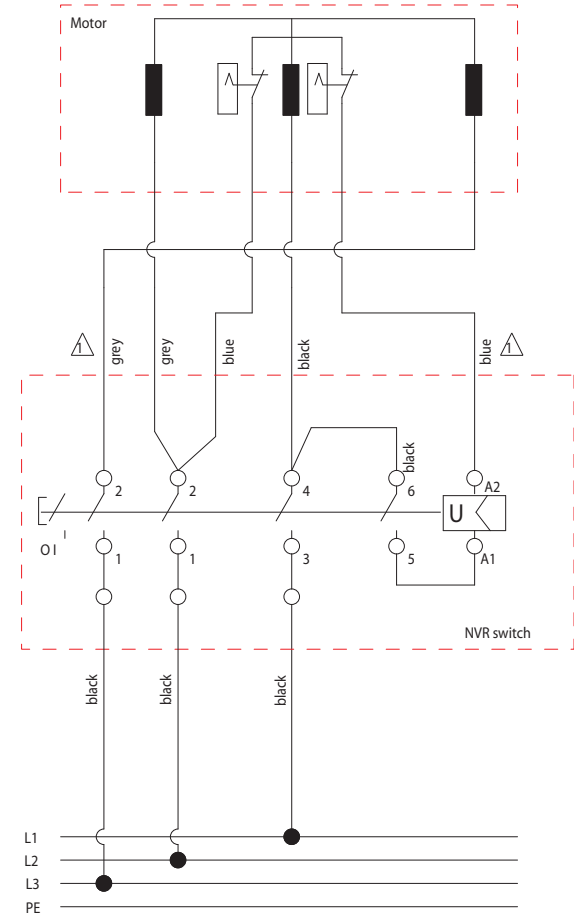
THE DIAGRAM APPLIES TO 415V 50HZ NVR SWITCH DOUBLE INSULATED VERSIONS.

NOTE: USED IN PRODUCTION FROM SPRING 2000

MOTOR SUPPLIED C/W THERMO PROTECTION SWITCH



IMPORTANT NOTE:
ENSURE CONNECTORS ARE PUSHED FULLY ONTO SWITCH TERMINALS



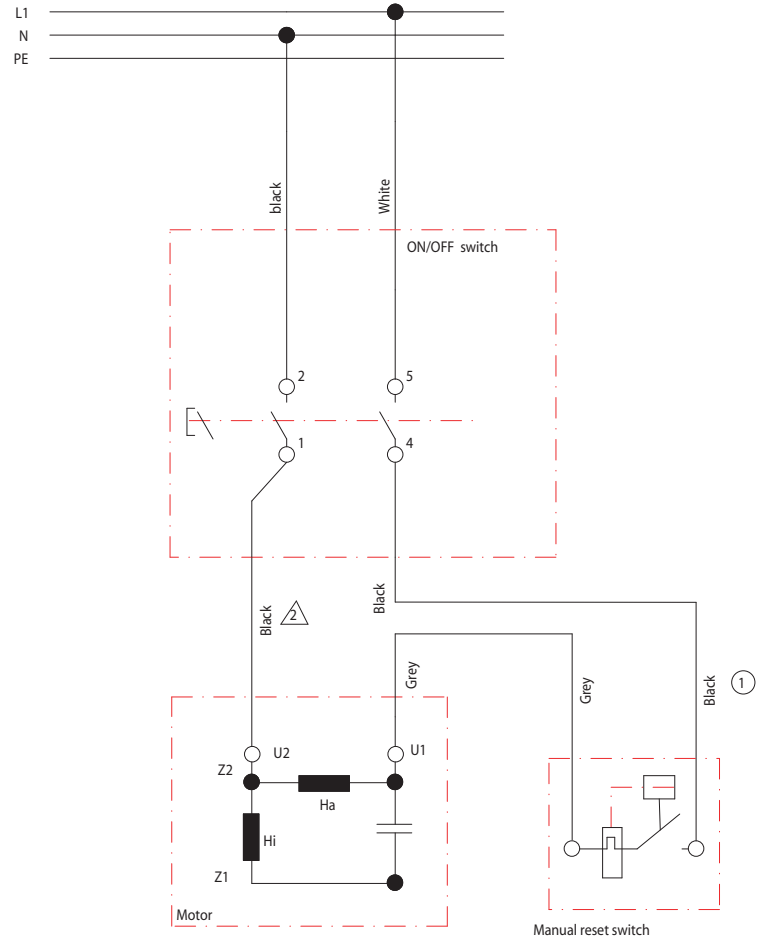
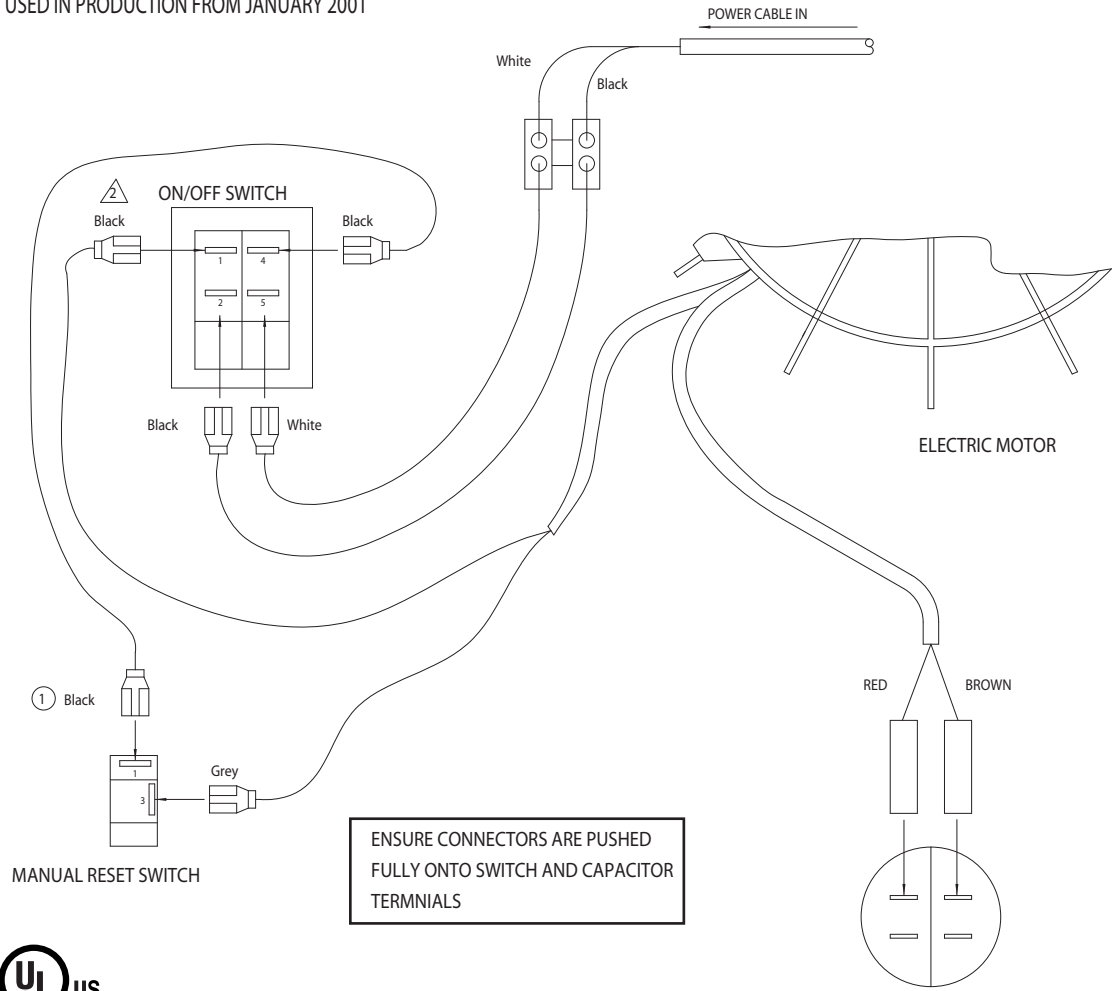
ASSEMBLY INSTRUCTION 315

5				10			
4				9			
3				8			
2				7			
1	E2703	GREY AND BLUE WIRES REVERSED, REDRAWN FOR CLARITY	20.02.01	AJT	6		
	ECN No.	DESCRIPTION	DATE	DRN	ECN No.	DESCRIPTION	DATE

BELLE ENGINEERING LTD.		SHEEN, BUXTON, DERBYSHIRE. SK17 0EU	
MACHINING. LINEAR DIMS & HOLE CENTRES ±0.5mm ANGLES ±0.5° HOLES UP TO 8mm -0 +0.16 HOLES OVER 8mm -0 +2% OF DIA.		Drg. No. AI0315 - 1 ECN No. E2542	
FABRICATION DETAILS. 0-500mm ±1mm 500-2000mm ±1.5mm OVER 2000mm ±3mm ANGLES ±1° FABRICATION ASSEMBLIES.		Desc. ASSEMBLY MINI 150 NVR 3 PHASE	
0-1000mm ±1.5mm 1000-2000mm ±3mm OVER 2000mm ±6mm ANGLES ±1°		Drawn. A. SIMPSON Date: 16 Feb 99	
SURFACE TEXTURE VALUES IN MICROMETRES		Scale: 1:1 Weight: 0 Kg	
Material.			

MINIMIX 150

THE DIAGRAM APPLIES TO 115V-60Hz DOUBLE INSULATED VERSION
 NOTE: USED IN PRODUCTION FROM JANUARY 2001



LISTED
 CONCRETE MIXER
 96XA

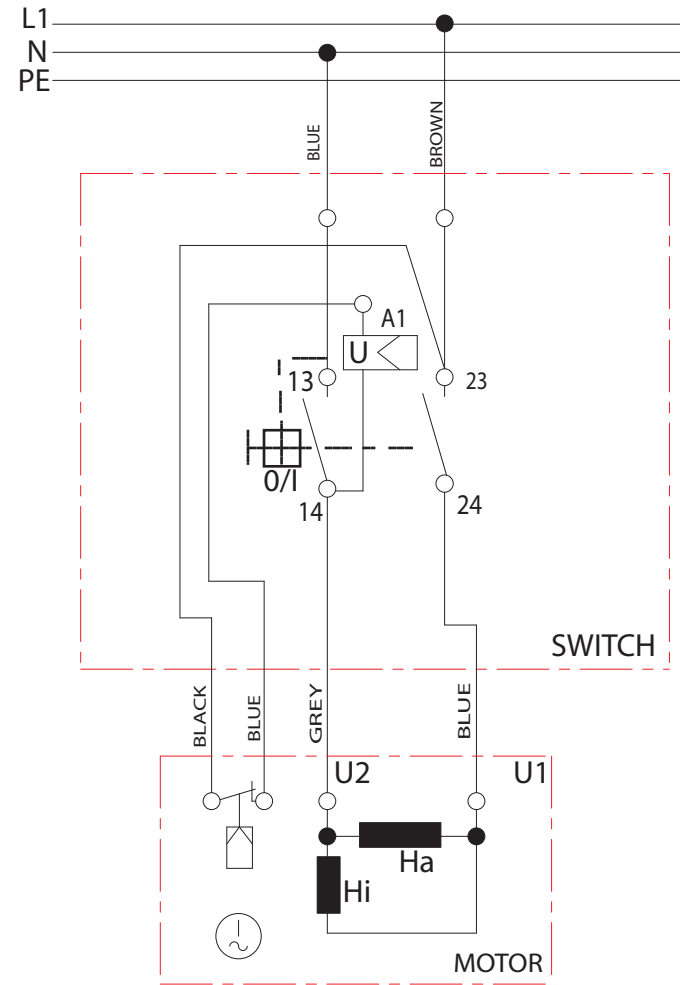
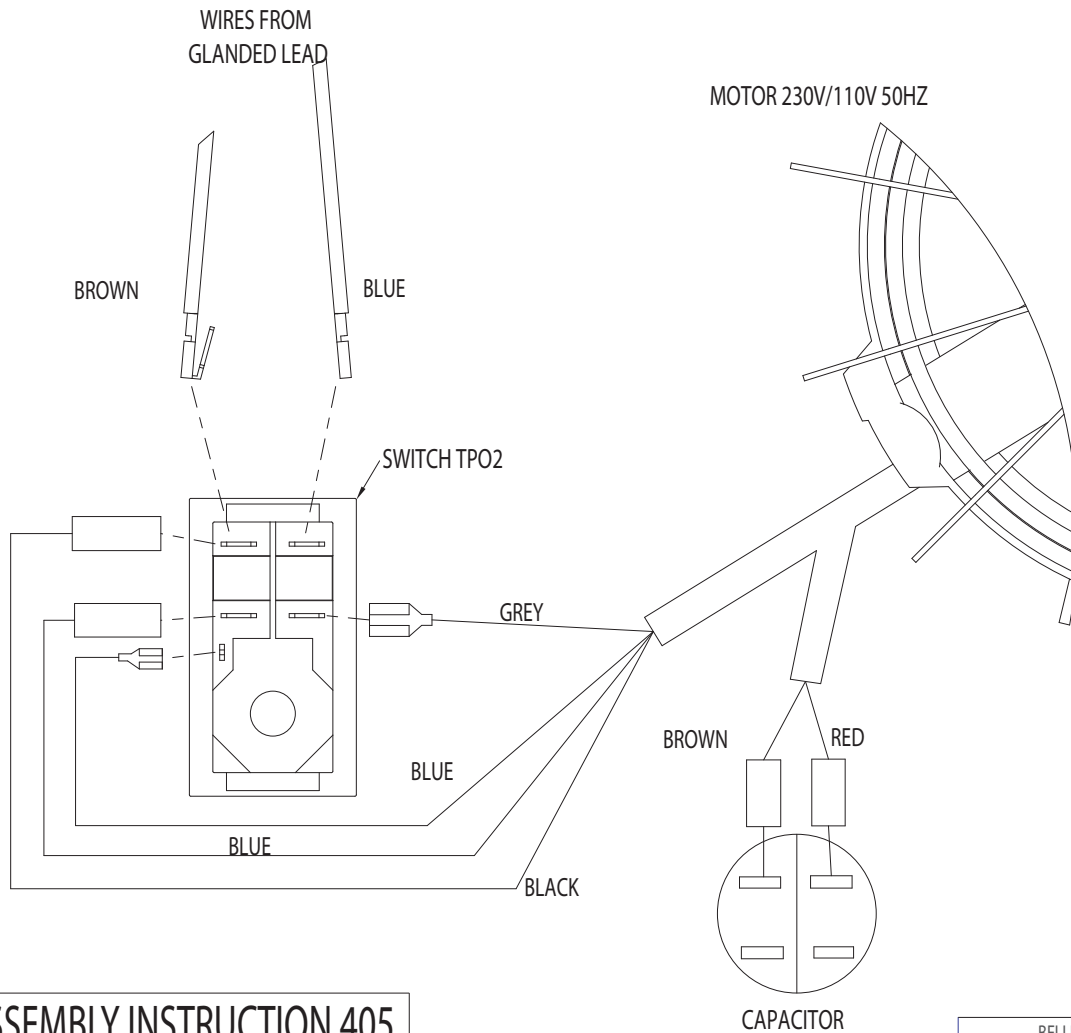
ASSEMBLY INSTRUCTION 379

5					10				
4					9				
3					8				
2	E2707	MOTOR WIRES CHANGED COLOUR	05.03.01	AJT	7				
1	E2685	COLOUR OF CONNECTING WIRES CHANGED	17.01.01	AJT	6				
	ECN No.	DESCRIPTION	DATE	DRN		ECN No.	DESCRIPTION	DATE	DRN

BELLE ENGINEERING LTD.		SHEEN, BUXTON, DERBYSHIRE. SK17 0EU	
MACHINING.			
LINEAR DIMS & HOLE CENTRES ±0.5mm ANGLES ±0.5°			
HOLES UP TO 8mm -0 +0.16 HOLES OVER 8mm -0 +2% OF DIA.			
FABRICATION DETAILS.			
0-500mm ±1mm 500-2000mm ±1.5mm OVER 2000mm ±3mm ANGLES ±1°			
FABRICATION ASSEMBLIES.			
0-1000mm ±1.5mm 1000-2000mm ±3mm OVER 2000mm ±6mm ANGLES ±1°			
SURFACE TEXTURE VALUES IN MICROMETRES			
Drw. No.	A10379 - 2	ECN No.	E2634
Desc.	ASSEMBLY - MINI150 UL SWITCH		
Drawn.	A. SIMPSON	Date.	05 Dec 00
Scale.	1:1	Weight.	0 Kg
Material.			

MINIMIX 150

NOTE: USED IN PRODUCTION, FROM APRIL 2002 (ON 230v-50HZ + 110v-50HZ)



ASSEMBLY INSTRUCTION 405

5				
4				
3				
2				
1				
	ECN No.	DESCRIPTION	DATE	DRN

BELLE ENGINEERING LTD.

SHEEN, BUXTON, DERBYSHIRE. SK17 0EU

MACHINING:
 LINEAR DIMS & HOLE CENTRES ±0.5mm ANGLES ±0.5°
 HOLES UP TO 8mm -0 +0.16 HOLES OVER 8mm -0 +2% OF DIA.
 FABRICATION DETAILS:
 0-500mm ±1mm 500-2000mm ±1.5mm OVER 2000mm ±3mm ANGLES ±1°
 FABRICATION ASSEMBLIES:
 0-1000mm ±1.5mm 1000-2000mm ±3mm OVER 2000mm ±6mm ANGLES ±1°
 SURFACE TEXTURE VALUES IN MICROMETRES

Drg. No.	A10405-0	ECN No.	E2809
Desc.	ASSEMBLY - MINI 150 TPO2 SWITCH		
Drawn.	M.J.HALL	Date.	25 JAN 2002
Scale.	1:1	Weight.	N/A
Material.	N/A		